

# CAMBRO®

Catalog 2022 English Metric Europe



TRUSTED FOR GENERATIONS™

[www.cambro.com](http://www.cambro.com)

# TABLE of CONTENTS

## EQUIPMENT



### INSULATED TRANSPORT **8**

- Multi-Functional Box **10**
- Cam GoBoxes® **12**
- Cambro® GoBags® **28**
- Insulated Food Servers **35**
- Camchiller®, Thermobarrier® & Camwarmer® **37**
- Transporter Capacity Guide **38**
- Insulated Front Loaders **39**
- Ultra Camcarts® **43**
- Insulated Food Servers (Non-Electric) **45**
- Insulated Food Servers (Electric) **47**
- Insulated Beverage Containers **57**
- Beverage Service Cart **59**
- Handwashing Stations and Accessories **60**



### MERCHANDISING **63**

- CVC75 Mobile Food Vending Cart **63**
  - Versa Food Service System **66**
  - Food Bar Accessories **69**
  - Table Top Food Bars **70**
  - CamKiosk® System **71**
  - Hand Sink Cart **73**
  - Camcruiser® Vending Carts **74**
  - Flex Station **76**
  - Versa Organizers **79**
  - Portable CamBars® **80**
  - Ice Caddies **87**
- PERSONALIZATION**
- CVC75 **64**
  - CamKiosks® **72**
  - Camcruisers® **74**



### WAREWASHING **88**

- Camrack® 4-in-1 System **88**
- Sizing & Reference Guide **94**
- Camdollies® **103**
- Tray & Dish/Silver Cart **106**
- R-Series Adjustable Dish Caddies **107**
- S-Series Adjustable Dish Caddies **108**
- Cambox® Bus Boxes **113**
- Service Cart Pro **114**
- KD Service Cart & KD Utility Cart **115**
- Service Carts **116**

### PERSONALIZATION

- Camracks **101**



### CAMSHELVING® **117**

- Key Features **118**
- Buyers Guide **120**
- Free Design Service **121**
- Overall Length — Quick Reference Guide **122**
- Camshelving Premium® Series **124**
- Premium Series Weight Bearing Chart **125**
- Premium Series Configurations **127**
- Premium Series Accessories **130**
- High Density Storage System **132**
- Camshelving Elements® Series **136**
- Elements Series Weight Bearing Chart **137**
- Elements Series Configurations **138**
- Elements Series Accessories **142**
- Camshelving Basics® Plus Series **144**
- Basics Plus Series Weight Bearing Chart **145**
- Basics Plus Series Configurations **146**
- Basics Plus Series Accessories **150**



### SHELVING UTILITY **154**

- Camshelving Ultimate #10 Can Rack System **155**
- The Ultimate Sheet Pan Rack **158**
- GN Food Pan Trolley **160**
- Pan Stops **162**
- Full Size Covers **162**
- Premium Series Full-Wrap Security Cage **163**
- Drying and Storage Rack **163**
- Elements Series 2-Shelf Vented Undercounter Units **165**
- Wall Shelves and Shelf Extenders **166**
- Dunnage Racks **167**
- Camlink® **167**

## SUPPLIES

STORAGE **168**

- Food Storage Square Containers **169**
- Food Storage Round Containers **173**
- Food Storage Boxes & Lids **177**
- StoreSafe® Labels **180**
- Camwear® Food Pans & Lids **181**
- H-Pans™ High Heat Pans **186**
- High Heat H-Pan™ with Handle(s) **190**
- Translucent Food Pans **191**
- ColdFest® **194**
- Pizza Dough Boxes **195**
- Ingredient Bins & Scoops **196**
- Soak and Brine Tank & Camcrisper® **197**
- High Heat Measuring Cups & Camwear® Measuring Cups **198**

**PERSONALIZATION**

- CamSquare **171**

TABLE SERVICE **199**

- Dinnerware **199**
- Camcovers® **201**
- Pitchers **203**
- Dessert Glass **204**
- Lido® Tumblers **204**
- Huntington® and Newport Tumblers **205**
- Laguna® and Del Mar® Tumblers **206**
- Colorware Tumblers **207**
- Camwear® Tumblers **208**
- Camliter® **208**
- Beverage Dispenser, Pail With Bail & Swirl Bowls® **209**
- Wine Buckets and Bud Vase **210**

**PERSONALIZATION**

- Dessert Glass, Tumblers, Camliters, Pitchers, and Wine Buckets **202**

DISPLAY **211**

- Deli Crocks & Platter **211**
- Showfest® Display Bowls **212**
- Camwear® Bowls **213**
- Budget & Fiberglass Bowls **215**
- Display Covers & Trays **216**
- Crocks & Ladles **217**
- Serving Spoons, Camtensils® & Turners **218**
- Lugano® Tongs **219**
- Shakers/Dredges & Condiment Jars **220**

**PERSONALIZATION**

- Shakers **220**

TRAYS **221**

- Choose the right tray **221**
  - Tray Product Guide **224**
  - Century™ Trays **229**
  - Polyester Versa Trays **231**
  - Versa Lite Trays **234**
  - Camtrays® **237**
  - EpicTread™ Trays **242**
  - Dietary & Camlite® Trays **243**
  - Camwear® Trays **244**
  - Camtread® Trays **246**
  - Treadlite™ & Polytreed Trays® **247**
  - Wood Trays **248**
  - Corfu, Capri, Mykonos, & Madeira Trays **249**
  - Fast Food Trays **254**
  - Compartment Trays **255**
  - Market Trays & Pans **259**
- 
- PERSONALIZATION**
- Camtray **222**
  - Camtread Trays **246**
  - Fast Food Trays **254**

## HEALTHCARE

HEALTHCARE **260**

- Camduction® Complete Heat System **260**
- Meal Delivery Ware **262**
- Reusable CamLids® for Meal Delivery Systems **266**
- Camrack® Wash and Store Rack **266**
- Healthcare Tumbler, Swirl Bowl and Disposable Camlids **267**
- Camshelving® Hygienic Drying Racks **268**
- Tablotherm **270**
- Versa Trays **274**
- Non-Slip Versa Trays **277**
- Camtrays® with Handles & Camwear Non-Slip Tray **278**
- Meal Delivery Carts **279**
- Roto Color Chart **284**

The Trademarks of Cambro and product images are the property of Cambro and are subject to the control and ownership of Cambro. Any use thereof is only granted for the promotion and sales of Cambro products and subject to the control of Cambro Manufacturing Company.

# New Product Introduction





Cambro Mobile Food Vending Cart



CamGoBox Accessories



Compact Adjustable Dish Caddy R-Series



Scoop Holder for Ingredient Bins.



Camshelving GN Food Pan Trolleys



Pan Stop



GN 1/9 FlipLid®



## the Cambro® story

When William and Argyle Campbell first opened the doors at Cambro Manufacturing in 1951, their goal was to make the highest quality hospital meal tray possible. Named the Camtray, it demonstrated that they were as committed to excellence in the foodservice industry as they were with their own products. As 2021, marked the company's 70th year of leadership in quality, innovation and customer service, today Cambro serves the world with the industry's most complete selection of products for widely diverse segments of the foodservice business. The future is certain to bring great changes to our industry. Yet one thing that will remain a constant is Cambro's tradition of continually developing new products that help foodservice operators save time and money, increase sales, reduce labor and improve service. In the years ahead, guided by the commitment of its founders to innovation, quality, and value, Cambro Manufacturing will still be the leader in serving the foodservice industry and you, our valued customer.

## ICON DIRECTORY

Throughout the Cambro catalog, please use the following easy-to-identify icons to help explain Cambro product features or services.



### Food Safety Matters

For 70 years, Cambro foodservice equipment and supplies have earned the trust and loyalty of customers and public health professionals alike because our products are designed with Food Safety in mind. At Cambro, every product design is based upon the core principle of food safety.

Look for the Cambro StoreSafe mark throughout the Cambro catalog to identify Cambro storage and transportation products that support safe food handling.

You can learn more about Cambro's Food Safety initiatives at [www.cambro.com/storesafe](http://www.cambro.com/storesafe)



Many Cambro products may be recycled. For further information, please contact your Cambro representative.



Listed by NSF International, an independent, not-for-profit organization which certifies products that meet their criteria for sanitation and cleanability.



Cambro "Storage Select" BPA-Free (Bisphenol-A Free) products are available for customers who are interested in products deemed BPA-Free. Please contact your sales representative for more information.



Certifies products by Technischer Überwachungs-Verein. (Technical Inspection Association)



Fit for Food Products



New Product



Personalization Available Non-Food Contact Areas Only.



Dishwasher Safe



Stackable



Foam Insulation



Pro-Rated Warranty



Not For Use In Heated Carts



One carton of product is within the weight and cube requirements to be shipped by parcel carrier.

### www.cambro.com

Visit [www.cambro.com](http://www.cambro.com) for a wide variety of information about our products, including new product updates, an interactive Camrack Glass to Rack Guide, consultant cut sheets and CAD drawings, care and maintenance product guides and more.



# Ready to Deliver

Cambro offers the widest variety of delivery equipment options in the industry. We'll help you design the optimal system to grow your delivery business while maintaining the food safety, flavors and textures that built your loyal following.

## Food Safety and Quality

From the time the food is prepped to the moment it reaches the customer's doorstep, every second counts. Keep food safely hot or cold every step of the way.

- At-counter holding for pick-up or takeout.
- Curbside pick-up.
- Delivery.

## Employee Safety

High-tech materials and ergonomic design reduce the load for employees.

- Lightweight options.
- Secure carrying straps.
- Dollies for large catering orders.



## Icon Directory



Lightweight – Made of EPP (Expanded Polypropylene) an eco friendly high performance insulation material.



Chemically Inert – unaffected by oil, grease and most chemicals.



Excellent Energy Absorption – can withstand substantial impact without damage.



Great Structural Strength – capable of handling significant loads while maintaining its shape and form.



Dishwasher safe.



Safe for food contact.



100% Recyclable.



## **CAMBRO® GOBAGS® PROFESSIONAL GRADE INSULATED CARRIERS**

Lightweight GoBags are great for single-stop deliveries of hot and cold menu items, especially pizza.

- Sturdy nylon fabric.
- High-density insulation.
- Designed to protect food quality.
- Sewn-in carrying straps.
- Minimal storage space.



## **CAM GOBOX® PROFESSIONAL GRADE INSULATED CARRIERS**



Made of Expanded Polypropylene (EPP), an eco-friendly, high performance insulation material, Cam GoBoxes are incredibly lightweight, making delivery easy.

- Hold safe temperatures over four hours.
- Great for holding for pick-up.
- Good for multiple stops or large events.
- Stackable.
- Most economical option.





CAMBRO® GOBAGS®

# Multi-Functional Box

## ONE SYSTEM

Endless Possibilities

### 4+ HOURS

of Temperature Retention



Take your business to new heights with 10 cm or 20 cm extenders.



Flip over lid and extender for easy loading with larger or heavier items like wedding cakes.



# CAMBRO® GOBOX® MULTI-FUNCTIONAL BOX



One System, Endless Possibilities!



<b>EPPMFBE1</b>	
LID	1 EA
BASE	1 EA
EXTENDER 10 cm	—
EXTENDER 20 cm	—



<b>EPPMFBE2</b>	
LID	1 EA
BASE	1 EA
EXTENDER 10 cm	1 EA
EXTENDER 20 cm	—



<b>EPPMFBE12</b>	
LID	1 EA
BASE	1 EA
EXTENDER 10 cm	—
EXTENDER 20 cm	1 EA



<b>EPPMFBE22</b>	
LID	1 EA
BASE	1 EA
EXTENDER 10 cm	1 EA
EXTENDER 20 cm	1 EA



<b>EPPMFBE122</b>	
LID	1 EA
BASE	1 EA
EXTENDER 10 cm	—
EXTENDER 20 cm	2 EA



<b>EPPMFBE122</b>	
LID	1 EA
BASE	1 EA
EXTENDER 10 cm	1 EA
EXTENDER 20 cm	2 EA

CODE	INT. DIMENSIONS W x L x H	EXT. DIMENSIONS W x L x H
<b>EPP Multi-Functional Box</b>		
EPPMFBE1	52 x 52 x 25,2 cm	64,1 x 64,1 x 35,4 cm
EPPMFBE2	52 x 52 x 35,2 cm	64,1 x 64,1 x 45,4 cm
EPPMFBE12	52 x 52 x 45,2 cm	64,1 x 64,1 x 55,4 cm
EPPMFBE22	52 x 52 x 65,2 cm	64,1 x 64,1 x 65,4 cm
EPPMFBE122	52 x 52 x 75,2 cm	64,1 x 64,1 x 75,4 cm
<b>Accessories</b>		
EPPMFE1	10 cm Extender	64,1 x 64,1 x 10 cm
EPPMFE2	20 cm Extender	64,1 x 64,1 x 20 cm
EPPID5	Plastic ID Labels	—
CP2632	1/2 size Camchiller®	26,5 x 32,5 x 3 cm
HP2632	1/2 size Camwarmer®	26,5 x 32,5 x 3 cm
FR258	Full Flatware Rack	Inside height: 6,7 cm Outside height: 10,1 cm
<b>EPP Adapter Only</b>		
EPPMFBA	—	69,80 x 62,21 x 7,04 cm
CD4060 Dolly + EPP Adapter	—	—
EPPMFBAPKG	—	—

**Multi-Functional Box Case Pack:** 1 EPPMFBAPKG Dolly + Adapter Case Pack: Ships in 2 boxes **Lid and Base Color:** Black (110).  
**Extender Color:** Gray (107). **Camchiller Color:** Glacier Blue (443). **Camwarmer Color:** Fire Red (444). **Flatware Rack Color:** Soft Gray (151).



# CAM GOBOX® PROFESSIONAL GRADE INSULATED CARRIERS

## GN Top Loaders

## GN Top Loader – Large Handles

**A BUILT-IN LABEL AREA**  
Keeps optional plastic menu tags in place for easy content identification or routing. StoreSafe® Labels can also be used with Cam GoBoxes.

**OPTIONAL INSERT KIT**  
For an additional cold boost, use with optional Camchiller® Insert Kit EPPCTLPKG. Built-in cut-outs support cold transfer while protecting food from condensation.



**CAM GOBOXES**  
Inter-stack and also stack with major competitive brands.

**ERGONOMIC HANDLES**  
Comfortable handles allow easy and safe lifting of the EPP180LH GoBox.

**LINE YOUR CAM GOBOX**  
With a Cambro GN Food Pan and Seal Cover for the ultimate food safety solution. Cambro GN pans protect food and carrier to support HACCP compliance.

**EASY LOADING AND UNLOADING**  
Interior wall recesses make loading and unloading easy for both GN 1/1 as well as GN 1/2 Food Pans. Straight interior walls allow room for stacking pans inside carrier.



**CAM GOHEAT™**  
Warms to 75°C in just 10 minutes after plugging in. Place in the bottom of your insulated carrier or use to hold or display hot foods on a table top, counter or buffet.

TEMPERATURE RETENTION  
**4+ hours**



## CAM GOBOX® PROFESSIONAL GRADE INSULATED CARRIERS— GN TOP LOADERS

For Half-Size (GN 1/2) Food Pans

STOCK PRODUCTS & COLORS AVAILABLE  
IN OUR EUROPEAN WAREHOUSE

ALL CAM GOBOXES



### EPP260

Holds 1 each 15 cm deep food pan\*

EXTERIOR: L 39 x W 33 x H 25,7 cm

INTERIOR: L 33 x W 27 x H 19,3 cm

UNIT WEIGHT: 0,62 kg

VOLUME: 16,9 L

Case Pack: 1 Color: Black (110).



### EPP280 without Strap

Holds 1 each 20 cm deep food pan\*

EXTERIOR: L 39 x W 33 x H 31,6 cm

INTERIOR: L 33 x W 27 x H 25,3 cm

UNIT WEIGHT: 0,7 kg / 0,8 kg with strap

VOLUME: 22,3 L

Case Pack: 1 Color: Black (110).



### EPP280BKST with Black Strap

### EPP280RDST with Red Strap

Holds 1 each 20 cm deep food pan\*

EXTERIOR: L 39 x W 33 x H 31,6 cm

INTERIOR: L 33 x W 27 x H 25,3 cm

UNIT WEIGHT: 0,7 kg / 0,8 kg with strap

VOLUME: 22,3 L

Case Pack: 1 Color: Black (110).

## For Full-Size (GN 1/1) or Half-Size (GN 1/2) Food Pans



### EPP140

Holds 1 each 10 cm deep food pan\*

EXTERIOR: L 60 x W 40 x H 20,7 cm

INTERIOR: L 53,8 x W 33,8 x H 14,5 cm

UNIT WEIGHT: 0,91 kg

VOLUME: 26 L

Case Pack: 1 Color: Black (110).



### EPP160 / EPP160CL with Color Lid

Holds 1 each 15 cm deep food pan\*

EXTERIOR: L 60 x W 40 x H 25,7 cm

INTERIOR: L 53,8 x W 33,8 x H 19,5 cm

UNIT WEIGHT: 1,07 kg

VOLUME: 35,5 L

Case Pack: 1 EPP160 Lid Color: Black (110).

EPP160CL Lid Colors: Red (365), Orange (363), Yellow (361), Green (360), Blue (362).

### EPP180 / EPP180CL with Color Lid

Holds 1 each 20 cm deep food pan\*

EXTERIOR: L 60 x W 40 x H 31,6 cm

INTERIOR: L 53,8 x W 33,8 x H 25,4 cm

UNIT WEIGHT: 1,2 kg

VOLUME: 46 L

Case Pack: 1 EPP180 Lid Color: Black (110).

EPP180CL Lid Colors: Red (365), Orange (363), Yellow (361), Green (360), Blue (362).



### EPP180S

Holds 1 each 20 cm deep food pan\*

EXTERIOR: L 60 x W 40 x H 31,6 cm

INTERIOR: L 53,8 x W 33,8 x H 25,4 cm

UNIT WEIGHT: 1,13 kg

VOLUME: 43 L

Case Pack: 1 Color: Black (110).



### EPP180XLT

Holds 1 each 20 cm deep food pan\*

EXTERIOR: L 61 x W 43,1 x H 39,1 cm

INTERIOR: L 54,8 x W 36,8 x H 32 cm

UNIT WEIGHT: 1,45 kg

VOLUME: 64,5 L

Case Pack: 1 Color: Black (110).



### EPP180LH

Holds 1 each 20 cm deep food pan\*

EXTERIOR: L 68 x W 40 x H 32,1 cm

INTERIOR: L 53,8 x W 35,5 x H 25,5 cm

UNIT WEIGHT: 1,2 kg

VOLUME: 46 L

Case Pack: 1 Color: Black (110).

\*Or equivalent

CAMBRO ENG MET MS-INSULATED TRANSPORT

# CAM GOBOX® PROFESSIONAL GRADE INSULATED CARRIERS— GN FRONT LOADERS



**DRIP-RESISTANT**  
Built-in condensation barrier helps front loaders to remain drip-resistant.



**4-SIDED HANDLING**  
Thoughtfully designed built-in handles along the top of front loading models allow them to be easily carried from all four sides.

**A BUILT-IN LABEL AREA**  
Keeps plastic menu tags (included with EPP300 and EPP400) in place for easy content identification or routing. StoreSafe® labels can also be used with Cam GoBoxes.

**GENTLE OPEN AND CLOSE**  
Beveled door edges ensure door can be easily closed and latched. Durable latches for long term use.



**FULL 270° ACCESS**  
Durable hinges and latches allow the door to open 270° and remain open securely to the side of the front loader for easy access to products. Latches keep door securely closed during transport.



**STACKABILITY**  
Cam GoBoxes inter-stack.

**TEMPERATURE MAINTENANCE TOOLS**  
Cam GoBox front loading carriers are designed with enough room to hold GN 1/1 Food Pans along with a Camwarmer® or Camchiller®, if desired.

TEMPERATURE RETENTION  
**4+ hours**



**Note:** Best results will be achieved by loading food pans between 82° to 88°C. Loading metal food pans over 120°C will result in damage to the carrier.

# CAM GOBOX® PROFESSIONAL GRADE INSULATED CARRIERS

## GN FRONT LOADERS

For Full-Size (GN 1/1)  
Food Pans



**EPP300**  
Holds 3 each 10 cm deep food pan\*  
**EXTERIOR:** L 64 x W 44 x H 47,5 cm  
**INTERIOR:** L 53,5 x W 33 x H 37 cm  
**UNIT WEIGHT:** 3,2 kg  
**VOLUME:** 60 L  
Case Pack: 1 Color: Black (110).



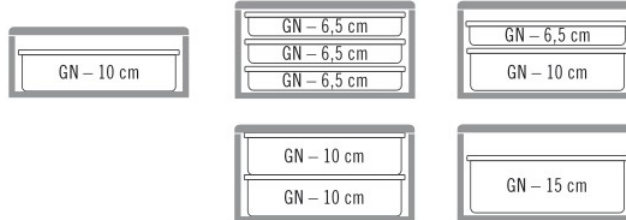
**EPP400**  
Holds 4 each 10 cm deep food pan\*  
**EXTERIOR:** L 64 x W 44 x H 62,5 cm  
**INTERIOR:** L 53,5 x W 33 x H 52,5 cm  
**UNIT WEIGHT:** 3,9 kg  
**VOLUME:** 86 L  
Case Pack: 1 Color: Black (110).

\*Or equivalent

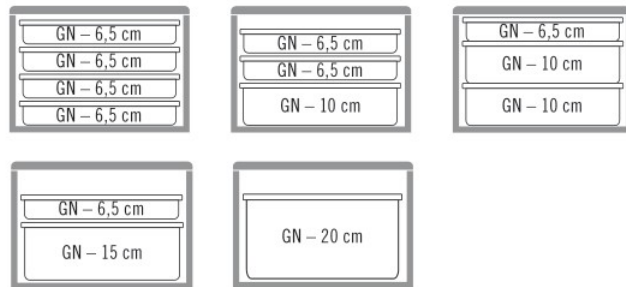
**STOCK PRODUCTS & COLORS AVAILABLE  
IN OUR EUROPEAN WAREHOUSE**  
ALL CAM GOBOXES

## CAM GOBOX® CAPACITY GUIDE

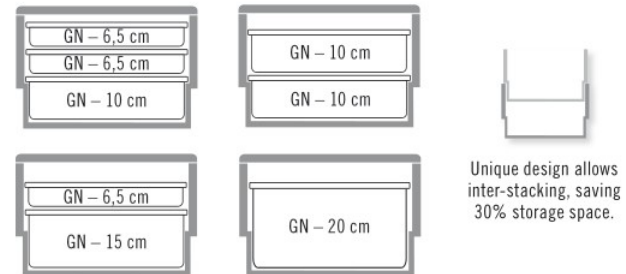
### EPP140 (GN 1/1) EPP160 (GN 1/1) & EPP260 (GN 1/2)



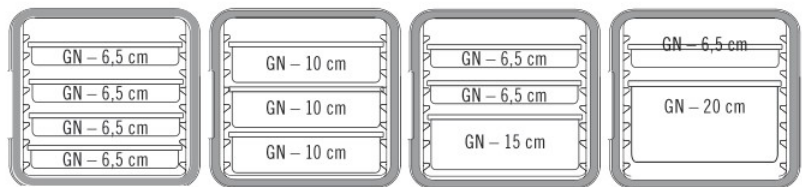
### EPP180 (GN 1/1) & EPP280 (GN 1/2)



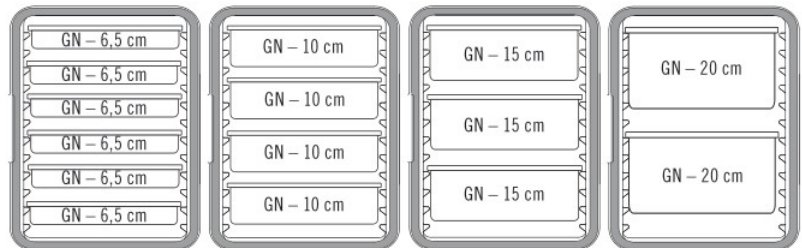
### EPP180S



### EPP300 (GN 1/1)



### EPP400 (GN 1/1)



## CAM GOBOX® GN ACCESSORIES

**STOCK PRODUCTS & COLORS AVAILABLE  
IN OUR EUROPEAN WAREHOUSE**

ALL CAM GOBOX GN ACCESSORIES

### Camchillers®

Camchillers (Cold plates) are designed to extend the cold holding time of your food. Simply freeze flat overnight and place at the top of your carrier.



#### CP3253

Camchiller GN 1/1 for EPP140, EPP160, EPP160CL, EPP180, EPP180CL, EPP180LH, EPP300, EPP400

L 53 x W 32,5 x H 3 cm

UNIT WEIGHT: 3,9 kg

Case Pack: 1 Color: Glacier Blue (443).



#### CP2632

Camchiller GN 1/2 for EPP260, EPP280, EPP280BKST, EPP280RDST

L 32,5 x W 26,5 x H 3 cm

UNIT WEIGHT: 1,75 kg

Case Pack: 1 Color: Glacier Blue (443).



#### HP3253

Camwarmer GN 1/1 for EPP140, EPP160, EPP160CL, EPP180, EPP180CL, EPP180LH, EPP300, EPP400

L 53 x W 32,5 x H 3 cm

UNIT WEIGHT: 3,9 kg

Case Pack: 1 Color: Fire Red (444).



#### HP2632

Camwarmer GN 1/2 for EPP260, EPP280, EPP280BKST, EPP280RDST

L 32,5 x W 26,5 x H 3 cm

UNIT WEIGHT: 1,75 kg

Case Pack: 1 Color: Fire Red (444).

### Camchiller Inserts

Built-in cut-outs support cold transfer while protecting food from condensation.



#### EPPCTS

Camchiller Insert for Standard EPP140, EPP160, EPP160CL, EPP180, EPP180CL, EPP180LH, EPP300, EPP400

EXTERIOR: L 60 x W 40 x H 8,7 cm

INTERIOR: L 53,7 x W 33,7 x H 3,4 cm

UNIT WEIGHT: 0,37 kg

Case Pack: 1 Color: Black (110).



#### EPPCTL

Camchiller Insert for EPP180LH

EXTERIOR: L 68 x W 40 x H 8,7 cm

INTERIOR: L 53,7 x W 33,7 x H 3,4 cm

UNIT WEIGHT: 0,37 kg

Case Pack: 1 Color: Black (110).

### Cam GoHeat™

Warms to 75°C in just 10 minutes after plugging in. Place in the bottom of your insulated carrier or use to hold or display hot foods on a table top, counter or buffet.



CGH100WUK 100W, 230V\* UK  
CGH200WUK 200W, 230V\* UK  
CGH100WEU 100W, 230V\* EU  
CGH200WEU 200W, 230V\* EU  
CGH1W12VCAR 100W, 12V - 14,2V Auto

L 49,5 x W 28,5 x H 1,2 cm

UNIT WEIGHT: 1,1 kg

Case Pack: 1 Color: Silver (486).

\*220-240 volt alternating current.

### Camchiller Insert Kits



#### EPPCTSPKG110

Standard top loader Camchiller and Insert all in one package, available for EPP180 and EPP160.



#### EPPCTLPGK110

Large handle Camchiller and Insert all in one package, available for EPP180LH.

### ThermoBarrier®

Designed to keep hot or cold air concentrated within your front-loading carrier. As food pans are being removed, use the ThermoBarrier to close up any open space created.



#### EPP3253DIV

ThermoBarrier fits EPP300 and EPP400

L 53 x W 32,7 x H 3,7 cm


UNIT WEIGHT: 0,37 kg

Case Pack: 1 Color: Black (110).



## CAM GOBOX® GN ACCESSORIES

### Cam GoBox Rail Board and Divider



(2)EPP180RB +  
(1)EPP180RBD

**New!**



#### EPP180RB

Rail Board for EPP180

L 53,8 x W 25,4 x H 32,8 cm

UNIT WEIGHT: 3,9 kg

Case Pack: 1 Color: Black (110).

#### EPP180RBD

Divider for EPP180

L 30,6 x W 26,5 x H 1,9 cm

UNIT WEIGHT: 1,75 kg

Case Pack: 1 Color: Black (110).

### Color Lids

Use lids to color code for quick content identification or routing.



#### EPP3253LID

Color lid for EPP140, EPP160, EPP160CL, EPP180, EPP180CL, EPP180S

L 60 x W 40 x H 3,4 cm

UNIT WEIGHT: 0,28 kg

Case Pack: 1 Colors: Cambro Red (365), Orange (363), Yellow (361), Green (360), Cold Blue (362), Black (110).

### Cam GoBox GN Extender

**New!**



#### EPPEXT

10 cm extender fits all GN 1/1 Top Loaders

EXTERIOR: L 59,4 x W 39,9 x H 9,9 cm

INTERIOR: L 53,8 x W 33,8 cm

UNIT WEIGHT: 0,24 kg

Case Pack: 1 Color: Black (110).



Add 10 cm to your top loader GoBox to fit oversized items.

### Camdolly®



#### CD3253EPP

Camdolly fits GN 1/1 Cam GoBoxes 4 swivel casters, 2 with brake

EXTERIOR: L 69,2 x W 42,6 x H 16,7 cm

INTERIOR: L 61,8 x W 41 cm

UNIT WEIGHT: 4,5 kg

LOAD CAPACITY: 250 kg

OPTIONAL TRANSPORTING STRAP: 400STP, 381 cm long strap

Case Pack: 1 Camdolly Color: Hot Red (158). 400STP Color: Beige (000).

### Flip Lid

The Flip Lid offers easy access while reducing points of cross-contamination.



**New!**

#### EPPFLID

Flip Lid fits EPP140, EPP160/160CL, EPP180/180CL/180LH/180S

EXTERIOR: L 60 x W 40 x H 31,6 cm

INTERIOR: L 53,8 x W 33,8 x H 25,4 cm

UNIT WEIGHT: 1,2 kg

Case Pack: 1 Color: Black (110).

### Plastic ID Labels



#### EPPID5

Plastic ID labels fits all Cam GoBoxes

Case Pack: 1 Color: (000).

**STOCK PRODUCTS & COLORS AVAILABLE IN OUR EUROPEAN WAREHOUSE**

ALL CAM GOBOX ACCESSORIES

# CAM GOBOX® 4060 PROFESSIONAL GRADE INSULATED CARRIERS— MULTI-PURPOSE FRONT LOADER – 60 X 40 CM

**STACKABILITY**

Cam GoBoxes inter-stack and also stack with major competitive brands.

**EASY IDENTIFICATION**

A built-in label area keeps plastic menu tags in place for easy content identification or routing. Dissolvable StoreSafe® Labels can also be used with Cam GoBoxes.

**FULL 270° ACCESS**

Durable hinges and latches allow the door to open 270° and remain open securely to the side of the front loader for easy access to products. Latches keep door securely closed during transport.



**4-SIDED HANDLING**

Thoughtfully designed, built-in handles along the top of the front loader units allow them to be easily carried from all four sides.

**UNIQUE DESIGN**

Compartment for cold chiller plate or hot plate is located on the inner back wall to prevent overhead condensation drips and to evenly distribute temperature throughout the carrier.

**GENTLE OPEN AND CLOSE**

Beveled door edges ensure door can be easily closed and latched. Durable latches for long term use.

**DRIP-RESISTANT**

Built-in condensation barrier helps front loaders to remain drip-resistant.



## Front Loaders With Built-In Rails

Front-loading carriers with built-in rails are designed to hold 60 x 40 cm pans, sheet pans and trays securely in place during transport.



**EPP4060F6R**

Carrier with 6 Built-in Rails

**EXTERIOR:** L 77 x W 54 x H 68,7 cm

**INTERIOR:** L 61,5 x W 41 x H 58,5 cm

**RAIL SPACING:** 6 cm

**UNIT WEIGHT:** 6,34 kg

**VOLUME:** 126 L

Case Pack: 1 Color: Black (110).



**EPP4060F9R**

Carrier with 9 Built-in Rails

**EXTERIOR:** L 77 x W 54 x H 68,7 cm

**INTERIOR:** L 61,5 x W 41 x H 58,5 cm

**RAIL SPACING:** 3,5 cm

**UNIT WEIGHT:** 6,6 kg

**VOLUME:** 126 L

Case Pack: 1 Color: Black (110).

**STOCK PRODUCTS & COLORS AVAILABLE IN OUR EUROPEAN WAREHOUSE**

ALL CAM GOBOXES

**TEMPERATURE RETENTION**

**4+ hours**



**Note:** Best results will be achieved by loading pans between 82° to 88°C. Loading metal pans over 120°C will result in damage to the carrier.

## CAM GOBOX® PROFESSIONAL GRADE INSULATED CARRIERS—

### FRONT LOADER – 60 X 40 CM

#### Front Loader without Rails

Multi-purpose carrier with no molded-in rails is designed for transporting 60 x 40 cm crates filled with wrapped, prepackaged foods. This carrier can also be modified for versatility to include optional, stainless steel adjustable rails, EPP4060FPR1\*, for transporting a combination of 60 x 40 cm crates, baking pans and trays all in the same carrier.



#### EPP4060FNR

EXTERIOR: L 77 x W 54 x H 68,7 cm

INTERIOR: L 61,5 x W 41 x H 58,5 cm

UNIT WEIGHT: 6,1 kg

VOLUME: 155 L

Case Pack: 1 Color: Black (110).

\*Additional rails can be purchased separately. See accessories page.

#### Front Loader with Adjustable Rails

The multi-purpose carrier with adjustable rails is designed with 2 sets of stainless steel adjustable rails.\* This exclusive design provides the operator with maximum flexibility to transport a combination of 60 x 40 cm crates, baking pans and trays all in the same carrier.



#### EPP4060FADJR

EXTERIOR: L 77 x W 54 x H 68,7 cm

INTERIOR: L 61,5 x W 41 x H 58,5 cm

UNIT WEIGHT: 8,17 kg

VOLUME: 155 L

Case Pack: 1 Color: Black (110).

\*Additional rails can be purchased separately. See accessories page.

**STOCK PRODUCTS &  
COLORS AVAILABLE IN OUR  
EUROPEAN WAREHOUSE**  
ALL CAM GOBOXES



# CAM GOBOX® 4060 PROFESSIONAL GRADE INSULATED CARRIERS— TOP LOADERS FOR 60 X 40 CM CRATES

Top loading 60 x 40 cm carriers are lightweight and designed to keep hot or cold food out of the danger zone for 4+ hours. Designed to transport bakery crates and more, 60 x 40 GoBoxes even have room for a cold plate Camchiller® or hot plate Camwarmer® to enhance temperature retention. Ergonomic, recessed handles for convenient carrying and transporting.



Cam GoBoxes inter-stack and also stack with major competitive brands.

Recessed handles ease carrying and storage.

A built-in label area keeps optional plastic menu tags in place for easy content identification or routing. StoreSafe® Labels can also be used with Cam GoBoxes.



**EPP4060T200**  
20 cm Deep Top Loader  
**EXTERIOR: L 69 x W 49 x H 27 cm**  
**INTERIOR: L 62,5 x W 42,5 x H 20,5 cm**  
**UNIT WEIGHT: 1,4 kg**  
**VOLUME: 53 L**  
Case Pack: 1 Color: Black (110).



**EPP4060T300**  
30 cm Deep Top Loader  
**EXTERIOR: L 69 x W 49 x H 37 cm**  
**INTERIOR: L 62,5 x W 42,5 x H 30,5 cm**  
**UNIT WEIGHT: 1,7 kg**  
**VOLUME: 80 L**  
Case Pack: 1 Color: Black (110).



TEMPERATURE RETENTION  
**4+ hours**

**STOCK PRODUCTS & COLORS AVAILABLE  
IN OUR EUROPEAN WAREHOUSE**  
ALL CAM GOBOXES



## CAM GOBOX® 4060 ACCESSORIES

### Camchiller®

Camchiller (Cold plate) is designed to extend the cold holding time of your food. Simply freeze flat overnight and place at the top of your top-loading carrier or at the back of your front-loading carrier.

#### CP3253

Camchiller GN 1/1 fits all  
Cam GoBoxes 4060

L 53 x W 32,5 x H 3 cm

UNIT WEIGHT: 3,9 kg

Case Pack: 1 Color: Glacier Blue (443).



### Camwarmer®

Camwarmer (Hot plate) is designed to extend the hot holding time of your food. Place in a hot water bath for 40 minutes and place at the bottom of your top-loading carrier or at the back of your front-loading carrier.

#### HP3253

Camwarmer GN 1/1 fits all  
Cam GoBoxes 4060

L 53 x W 32,5 x H 3 cm

UNIT WEIGHT: 3,25 kg

Case Pack: 1 Color: Fire Red (444).



### Cam GoBox 60x40 Extender

Add 10 cm to your top loader GoBox to fit oversize items.

#### EPP4060EXT

10 cm Extender fits  
EPP4060T200, EPP4060T300

L 68,7 x W 48,7 x H 10,1 cm

UNIT WEIGHT: 0,30 kg

Case Pack: 1 Color: Black (110).



### Cam GoHeat™

Warms to 75°C in just 10 minutes after plugging in. Place in the bottom of your insulated carrier or use to hold or display hot foods on a table top, counter or buffet.

#### CGH100WUK 100W, 230V\* UK

CGH200WUK 200W, 230V\* UK

CGH100WEU 100W, 230V\* EU

CGH200WEU 200W, 230V\* EU

CGH1W12VCAR 100W, 12V - 14,2V Auto

L 49,5 x W 28,5 x H 1,2 cm

UNIT WEIGHT: 1,1 kg

Case Pack: 1 Color: Silver (486)

\*220-240 volt alternating current.



### Kit of Rails for EPP4060FPR1

Kit of 2 adjustable stainless steel rails can be purchased separately to transport more items within the same carrier.

#### EPP4060FAR

Kit of 2 adjustable stainless steel rails

L 60 x W 3 x H 3 cm

UNIT WEIGHT: 0,42 kg

Case Pack: 1 Color: Silver (000).



### Adjustable Rail Kit for EPP4060FNR

Stainless Steel frames and 2 sets of rails are designed to offer the operator the flexibility to adjust and create custom spaces as needed in-between the rails.

#### EPP4060FPR1

Stainless Steel frames and 2 sets of rails

L 60 x W 1 x H 58 cm

UNIT WEIGHT: 2,07 kg

Case Pack: 1 Color: Silver (000).



### Camdolly® for Cam GoBoxes 4060

#### CD4060EPP

Camdolly fits Cam GoBoxes 4060  
4 swivel casters, 2 with brake

EXTERIOR: L 71 x W 51 x H 16,7 cm

INTERIOR: L 70 x W 50 cm

UNIT WEIGHT: 5,27 kg

LOAD CAPACITY: 250 kg

Case Pack: 1 Color: Hot Red (158).



### Plastic ID Labels

#### EPPID5

Plastic ID labels fits  
all Cam GoBoxes

Case Pack: 1 Color: (000).



**STOCK PRODUCTS & COLORS  
AVAILABLE IN OUR EUROPEAN  
WAREHOUSE**

ALL CAM GOBOX ACCESSORIES

# CAM GOBOX® PROFESSIONAL GRADE INSULATED CARRIERS— TOP-LOADING PIZZA CARRIER

Vent releases steam to keep crust crispy.

Holds 33 x 33 cm pizza boxes.



Available in four different heights that hold from two to eight pizzas.



**EPPZ35100** without Strap

Cam GoBox Pizza Top Loading Carrier 10 cm Tall

**EXTERIOR:** L 41 x W 41 x H 17,4 cm

**INTERIOR:** L 35 x W 35 x H 10 cm

**UNIT WEIGHT:** 0,68 kg

**CAPACITY\*:** 2 pizzas

**Case Pack:** 1 **Color:** Black (110).



**EPPZ35175** without Strap  
**EPPZ35175BST** with Black Strap  
**EPPZ35175RST** with Red Strap

Cam GoBox Pizza Top Loading Carrier 17,5 cm Tall

**EXTERIOR:** L 41 x W 41 x H 24,9 cm

**INTERIOR:** L 35 x W 35 x H 17,5 cm

**UNIT WEIGHT:** 0,82 kg / 0,89 kg with Strap

**CAPACITY\*:** 4 pizzas

**Case Pack:** 1 **Carrier Color:** Black (110).



**EPPZ35265** without Strap  
**EPPZ35265BST** with Black Strap  
**EPPZ35265RST** with Red Strap

Cam GoBox Pizza Top Loading Carrier 26,5 cm Tall

**EXTERIOR:** L 41 x W 41 x H 33,9 cm

**INTERIOR:** L 35 x W 35 x H 26,5 cm

**UNIT WEIGHT:** 1 kg / 1,07 kg with Strap

**CAPACITY\*:** 6 pizzas

**Case Pack:** 1 **Carrier Color:** Black (110).



**EPPZ35330** without Strap  
**EPPZ35330BST** with Black Strap  
**EPPZ35330RST** with Red Strap

Cam GoBox Pizza Top Loading Carrier 33 cm Tall

**EXTERIOR:** L 41 x W 41 x H 40,4 cm

**INTERIOR:** L 35 x W 35 x H 33 cm

**UNIT WEIGHT:** 1,23 kg / 1,3 kg with Strap

**CAPACITY\*:** 8 pizzas

**Case Pack:** 1 **Carrier Color:** Black (110).

TEMPERATURE RETENTION

## 4+ hours



\*With 33 x 33 x 4 cm Pizza Box.

**STOCK PRODUCTS & COLORS AVAILABLE  
IN OUR EUROPEAN WAREHOUSE**

ALL CAM GOBOXES

# CAM GOBOX® PROFESSIONAL GRADE INSULATED CARRIERS— BEVERAGE CARRIER, CUP HOLDER AND EPP280 WITH STRAP



Designed to hold 12-750 mL tall items such as wine bottles or 12-1,5 liter plastic bottles.

Comes with convenient, plastic carrying strap.

## Beverage Carrier



**EPPBEVBKST with Black Strap**  
**EPPBEVRDST with Red Strap**

---

**EXTERIOR:** L 42 x W 33,5 x H 42 cm  
**INTERIOR:** L 35,8 x W 27,3 x H 36,7 cm  
**UNIT WEIGHT:** 1,02 kg  
**CAPACITY:** 35 L  
**Case Pack:** 1 **Carrier Color:** Black (110).

## EPP280 with Strap



**EPP280BKST with Black Strap**  
**EPP280RST with Red Strap**

---

**EXTERIOR:** L 39 x W 33 x H 31,6 cm  
**INTERIOR:** L 33 x W 27 x H 25,3 cm  
**UNIT WEIGHT:** 0,8 kg  
**CAPACITY:** 22,3 L  
**Case Pack:** 1 **Carrier Color:** Black (110).

## Beverage Cup Holder

Modular beverage holder for transporting hot or cold drinks with ease. Interlocking units connect to hold up to 15 drinks in an EPP180. Holds 350 to 750 mL hot or cold cups.

CODE	DESCRIPTION	DRINK CAPACITY
EPPBEVH1	single holder	3
EPPBEVH2	set of 2 holders	6
EPPBEVH5	set of 5 holders	15

**Exterior Dim.:** L 11,4 x W 32,5 x H 12,5 cm  
**Case Pack:** 1 **Color:** Black (110).

Compartments are tapered to fit multiple cup sizes: 7,1 cm at bottom graduates to 8,9 cm at the top.



GOBOX CODE	NUMBER OF DRINKS	NUMBER OF HOLDERS
EPP180	15 (single layer*) 30 (double layer**)	5 (single) 10 (double)
EPP160	15	5
EPP140	15	5
EPP280	6	2
EPP260	6	2

\*Single layer only recommended for hot cups. Use with Beverage Plugs to prevent spilling during transport.  
\*\*Double layer possible only with 350 mL or smaller cups.



TEMPERATURE RETENTION  
**4+ hours**

**STOCK PRODUCTS & COLORS AVAILABLE  
IN OUR EUROPEAN WAREHOUSE**  
ALL CAM GOBOXES



# CAM GOBOX® PROFESSIONAL GRADE INSULATED CARRIERS— MULTIPURPOSE TOP LOADER



Designed to hold disposable dishware or 5 liter Gelato pans.

**EASY LOADING AND UNLOADING**  
Interior wall recesses make loading and unloading easy for both GN 1/1 as well as GN 1/2 Food Pans. Straight interior walls allow room for stacking pans inside carrier.

Cam GoBoxes inter-stack and also stack with major competitive brands.

A built-in label area keeps optional plastic menu tags in place for easy content identification or routing. StoreSafe® Labels can also be used with Cam GoBoxes.

Recessed handles ease carrying and storage.



**EPP180X**  
For Disposable Sealed Dishes and Gelato Pans  
20,5 cm deep  
**EXTERIOR:** L 61 x W 43 x H 27 cm  
**INTERIOR:** L 54,8 x W 36,8 x H 20 cm  
**UNIT WEIGHT:** 1,18 kg  
**VOLUME:** 41 L  
**Case Pack:** 1 **Color:** Black (110).

**EPP180XL**  
For Disposable Sealed Dishes and Gelato Pans  
25 cm deep  
**EXTERIOR:** L 61 x W 43 x H 32 cm  
**INTERIOR:** L 54,8 x W 36,8 x H 25 cm  
**UNIT WEIGHT:** 1,33 kg  
**VOLUME:** 50,5 L  
**Case Pack:** 1 **Color:** Black (110).

**EPP180XLT**  
For Disposable Sealed Dishes and Gelato Pans  
32 cm deep  
**EXTERIOR:** L 61 x W 43 x H 39 cm  
**INTERIOR:** L 54,8 x W 36,8 x H 32 cm  
**UNIT WEIGHT:** 1,45 kg  
**VOLUME:** 64,5 L  
**Case Pack:** 1 **Color:** Black (110).

**STOCK PRODUCTS & COLORS AVAILABLE  
IN OUR EUROPEAN WAREHOUSE**  
ALL CAM GOBOXES

TEMPERATURE RETENTION  
**4+ hours**

Gelato holds  
for 1 hour.



## Disposable Dishes Holding Capacity



CAM GOBOXES	18 x 18 x 3 CM	19 x 20 x 6 CM	GN 1/1 FOOD PAN 10 CM DEEP
EPP180X	24	24	2
EPP180XL	30	42	3
EPP180XLT	42	48	4



# CAM GOBOX® PROFESSIONAL GRADE INSULATED CARRIERS

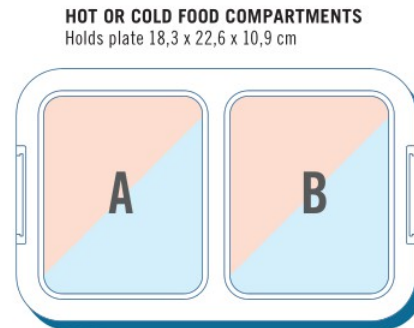
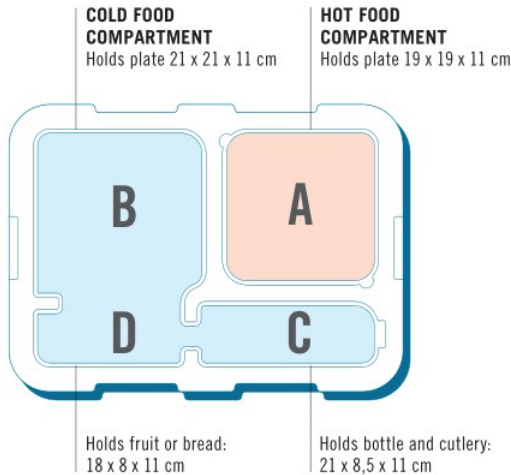
## Four-Compartment Meal Delivery Box

Designed to accommodate two complete meals (including hot item, cold item, bread or fruit, drink and cutlery), the 4-Compartment Cam GoBox is ideal for senior feeding, schools, hospitals and catering.



## Two-Compartment Meal Delivery Box

This 2-compartment box is ideal for delivering a single meal. Each compartment has its own lid to protect temperatures, whether hot or cold.



**EPPMD4835**  
**EXTERIOR:** L 48 x W 35 x H 16,7 cm  
**INTERIOR:** L 40 x W 29 x H 11 cm  
**UNIT WEIGHT:** 400 g  
**Case Pack:** 1 **Color:** Blue (159).

**STOCK PRODUCTS & COLORS AVAILABLE IN OUR EUROPEAN WAREHOUSE**  
**EPPMD4835:** (159)

**EPPMDB4428**  
**EXTERIOR:** L 43,7 x W 27,6 x H 17,5 cm  
**INTERIOR:** L 18,3 x W 22,6 x H 10,9 cm Each Compartment  
**UNIT WEIGHT:** 275 g  
**Case Pack:** 1 **Color:** Blue (159).

## Disposable Dishes Holding Capacity

CAM GOBOXES	18 x 18 x 3 CM	19 x 20 x 6 CM
EPPMD4835	4	2
EPPMDB4428	3	2

TEMPERATURE RETENTION  
**2+ hours**



# CAM GOBOX® PROFESSIONAL GRADE INSULATED CARRIERS— THE TABLOTHERM CAM GOBOX MEAL DELIVERY SYSTEM



Excellent insulation and temperature retention.

Made of expanded polypropylene.

Maintains hot and cold foods safe in one unit for up to 60 minutes.

Stackable, lightweight individual meal delivery system for easy transportation and storage.

- |   |  |                                  |  |   |                             |  |                                 |                                       |
|---|--|----------------------------------|--|---|-----------------------------|--|---------------------------------|---------------------------------------|
|   |  |                                  |  |   |                             |  |                                 |                                       |
| 122 401 118                               | 122 701 118  | 122 400 021                      | 122 400 023                                      | 122 700 021<br>122 700 023  | 122 500 014                 | 122 700 014                                    | MDSB16 (480)                    | CLRSB16T (490)                        |
| Rectangular porcelain plate<br>11 x 18 cm | Transparent rectangular plate cover<br><br><b>BPA FREE</b> | Round porcelain plate<br>ø 21 cm | Two-Compartment round porcelain plate<br>ø 23 cm | Transparent plate covers<br>ø 21,5 cm<br>ø 23,5 cm<br><br><b>BPA FREE</b> | Round porcelain bowl 500 mL | Rubber hermetic system bowl cover<br>ø 14,5 cm | Shoreline insulated bowl 500 mL | Polypropylene bowl cover<br>ø 14,5 cm |

TEMPERATURE RETENTION  
**1 hour**



## CAM GOBOX® PROFESSIONAL GRADE INSULATED CARRIERS— THE TABLOTHERM CAM GOBOX MEAL DELIVERY SYSTEM

### Tablotherm Cam GoBox Only



#### ITENEPP

EXTERIOR: L 37 x W 53 x H 11,8 cm

Case Pack: 1 Color: Grey (107).



STOCK PRODUCTS & COLORS  
AVAILABLE IN OUR EUROPEAN  
WAREHOUSE

ALL TABLOTHERM CAM GOBOX

### Tablotherm Cam GoBox with Accessories



#### ITENEPP1118

INCLUDED: 2 rectangular plates with covers, 2 round bowls with covers

EXTERIOR: L 37 x W 53 x H 11,8 cm

Case Pack: 1 Color: Grey (107).



#### ITENEPP21

INCLUDED: 1 round plate with cover, 2 round bowls with covers

EXTERIOR: L 37 x W 53 x H 11,8 cm

Case Pack: 1 Color: Grey (107).



#### ITENEPP23

INCLUDED: 1 two compartment plate with cover, 2 round bowls with covers

EXTERIOR: L 37 x W 53 x H 11,8 cm

Case Pack: 1 Color: Grey (107).



#### ITENEPP1118H

INCLUDED: 2 rectangular plates with covers, 2 round insulated bowls with covers

EXTERIOR: L 37 x W 53 x H 11,8 cm

Case Pack: 1 Color: Grey (107).



#### ITENEPP21H

INCLUDED: 1 round plate with cover, 2 round insulated bowls with covers

EXTERIOR: L 37 x W 53 x H 11,8 cm

Case Pack: 1 Color: Grey (107).



#### ITENEPP23H

INCLUDED: 1 two-compartment round plate with cover, 2 round insulated bowls with covers

EXTERIOR: L 37 x W 53 x H 11,8 cm

Case Pack: 1 Color: Grey (107).

**DO IT ALL WITH**

# CAMBRO<sup>®</sup> GOBAGS<sup>®</sup>



From the time the food is prepped to the moment it reaches the customer's doorstep, every second counts. Speed is important, but keeping the food fresh and out of the danger zone is imperative to every successful delivery, take-out and curbside pick-up operation. Cambro GoBags' high-density insulation keeps temperature in the safe zone during both holding and transport to the customer, whether it's picked up curbside or delivered to their door.

# CAMBRO® PIZZA DELIVERY GOBAGS®

Guarantee a hot, crispy pizza delivery with a Pizza GoBag, protected by dense, high-quality insulation. With a Cambro Pizza Bag you can change your delivery game, with bag personalization available to maximize the value.

🍕 Standard Pizza GoBags are constructed with 600-denier polyester fabric

🍕 Premium Pizza GoBags are constructed with 900-denier nylon fabric, Made in USA



# HOT AND FRESH PIZZA

**BREATHABLE MATERIAL**  
**NO SOGGY PIZZA**

**DURABLE AND EASY TO CLEAN**



## **CAMBRO® GOBAGS® – STANDARD PIZZA BAGS**

- 🍕 **Thick, sturdy nylon fabric.**
- 🍕 **Breathable nylon material protects food quality.**
- 🍕 **High-density insulation keeps food hot.**
- 🍕 **Heavy-duty, sewn-in straps and ticket pouch.**

**Find the Perfect  
Pizza GoBag!**

[Click here](#)



**GBP216**

Carries two 40,6 cm or three 35,5 cm pizza boxes

L 44,5 x W 44,5 x H 16,5 cm

Case Pack: 4 Colors: Black (110), Red (521).



**GBP318**

Carries three 45,7 cm or four 40,6 cm pizza boxes

L 51 x W 51 x H 23 cm

Case Pack: 4 Colors: Black (110), Red (521).



**GBP518**

Carries five 45,7 cm or six or more 40,6 cm pizza boxes

L 49,5 x W 49,5 x H 32 cm

Case Pack: 4 Color: Black (110).



**GBP220**

Carries two 51 cm or three 45,7 cm pizza boxes

L 55 x W 55 x H 16,5 cm

Case Pack: 4 Colors: Black (110), Red (521).

### **STOCK PRODUCTS & COLORS AVAILABLE IN OUR EUROPEAN WAREHOUSE**

GBP216, GBP318, GBP220: (110), (521)

GBP518: (110)

# CAMBRO® CATERING AND DELIVERY BAGS

GoBags for delivery help protect the signature items your customers crave. Your recipes, your quality, and your brand are delivered to your customers safe and sound. Add a heat transfer design to your bag to promote your brand image to the customer.



Extra long hook and loop fastener on three sides for secure closure every time.

Nylon carry handle.

2 Heavy-duty nylon straps.

Large ticket pocket.

Thick, sturdy nylon fabric with heavy-duty insulation.

Reinforced stitching for added durability.

# CAMBRO® GOBAGS® PROFESSIONAL GRADE INSULATED CARRIERS— TOP LOADING CATERING AND DELIVERY BAGS



- Thick, sturdy nylon fabric.
- Vinyl interior is easy to clean.
- High-density insulation keeps food hot or cold.
- Heavy-duty, sewn-in straps and ticket pouch.

Find the best fit for your to-go containers.

[Click here](#)



**GBD101011**  
Small folding delivery bag  
L 25,5 x W 25,5 x H 28 cm  
Case Pack: 4 Color: Black (110).



**GBD121515**  
Medium folding delivery bag  
L 30,5 x W 38 x H 38 cm  
Case Pack: 4 Color: Black (110).



**GBD211417**  
Large folding delivery bag holds GN 1/1 food pans  
L 53,5 x W 35,5 x H 43 cm  
Case Pack: 4 Color: Black (110).



**GBD13913**  
Small delivery bag  
L 33 x W 23 x H 33 cm  
Case Pack: 4 Color: Black (110).



**GBD151212**  
Medium delivery bag  
L 38 x W 30,5 x H 30,5 cm  
Case Pack: 4 Color: Black (110).



**GBD211414**  
Large delivery bag holds GN 1/1 food pans  
L 53,5 x W 35,5 x H 35,5 cm  
Case Pack: 4 Color: Black (110).

Comes with structured bottom and divider panel.



**STOCK PRODUCTS & COLORS AVAILABLE IN OUR EUROPEAN WAREHOUSE**

GBD101011, GBD121515, GBD211417: (110)



## CAMBRO® GOBAGS® – BACKPACKS

- High-density insulation maintains safe temperature and food quality.
- Folds for compact storage.
- Easy to clean.



**GBBP111417**  
 Small Cambro GoBag Backpack  
 L 28 x W 35,5 x H 43 cm  
 Case Pack: 4 Color: Black (110).

**GBBP151417**  
 Large Cambro GoBag Backpack  
 L 38 x W 35,5 x H 43 cm  
 Case Pack: 4 Color: Black (110).

STOCK PRODUCTS & COLORS AVAILABLE IN OUR EUROPEAN WAREHOUSE  
 ALL CAMBRO GOBAG BACKPACKS



## **STAYSAFE® TAMPER EVIDENT LABELS**

- Takes the worry out of delivery and offers peace of mind.
- Perforated labels break to indicate if tampering has occurred.
- Labels adhere to various takeout containers and leave no sticky residue.



**New!**



**26SSTELB6250**

3,8 x 15,24 cm

Case Pack: 6 rolls, 250 labels per roll  
Label Color: White.





# INSULATED TOP LOADING CAMCARRIERS® TO TRANSPORT GASTRONORM FOOD PANS

- Top-loading food pan carriers hold, transport and serve a single full-size pan of hot or cold food.
- Sturdy and durable, seamless polyethylene or polypropylene with thick foam insulation.
- Molded-in handles on all four sides for easy carrying and handling.
- Use with divider bars to hold multiple fractional pans.
- Pans are easy to remove using finger notches.
- Carriers interlock and stack for transporting and storing.

**UPCS Colors:** Dark Brown (131), Coffee Beige (157), Speckled Grey (480), Black (110).

**MPC and MPCHL Colors:** Navy Blue (186), Slate Blue (401), Coffee Beige (157), Dark Brown (131), Brick Red (402), Green (519), Black (110), Hot Red (158).

**UPC Colors:** Slate Blue (401), Dark Brown (131), Black (110), Granite Grey (191), Granite Green (192).

**Camdolly® Colors:** Coffee Beige (157), Dark Brown (131), Black (110), Slate Blue (401), Grey (180).

**Divider Bar Colors:** White (148), Clear (135).

See Food Pan Section for pricing and ordering information.

**Note:** Place food pans on rails. Pans should not be placed on the floor of a Camcarrier® cavity.

**Note:** Best results will be achieved by loading food pans between 82° to 88°C. Loading metal food pans over 121°C may result in damage to the carrier.



UPC140



UPC160

Shown with dividers and fractional sized food pans.

No divider bars available for UPC100.

## Hot

UPC160	87°C	85°C	83°C	81°C	79°C
UPCS160	87°C	85°C	83°C	81°C	79°C
UPCSS160	87°C	85°C	83°C	81°C	79°C

Starting Temperature    1 hr.    2 hrs.    3 hrs.    4 hrs.

## Cold

UPC160	0°C	1°C	2°C	2°C	2,5°C
UPCS160	0°C	1°C	2°C	2°C	2,5°C
UPCSS160	0°C	1°C	2°C	2°C	2,5°C

Starting Temperature    1 hr.    2 hrs.    3 hrs.    4 hrs.

## Camcarrier®

One-piece, seamless polyethylene construction, airtight removable gasket and sturdy plastic latches.



<b>CODE</b>	<b>240MPC</b>
<b>COMPARTMENT CAPACITY</b>	1 GN 1/2 – 10 cm deep pan
<b>EXTERIOR DIMENSIONS W x D x H</b>	42 x 35 x 19 cm
<b>Case Pack:</b>	1 240MPC No Divider Bar.

## S-Series

Durable polypropylene construction, built in seal and wide, nylon latches.  
Contemporary appearance and superior holding performance at an economical price.

### STOCK PRODUCTS & COLORS AVAILABLE IN OUR EUROPEAN WAREHOUSE

UPCS180: (480)



CODE	UPCS140	UPCS160*	UPCS180
COMPARTMENT CAPACITY	1 GN 1/1 – 10 cm deep pan	1 GN 1/1 – 15 cm deep pan	1 GN 1/1 – 20 cm deep pan
EXTERIOR DIM. W x D x H	64 x 43,5 x 22 cm	64 x 43,5 x 26 cm	64 x 43,5 x 30,5 cm
FITS CAMDOLLY®	CD160	CD160	CD160

Case Pack: 1 \*UPCS160 Cannot be used with Camchiller.

## Ultra Pan

One-piece, seamless polyethylene construction, airtight removable gasket and wide, nylon latches.



CODE	UPC140	UPC160	UPC180
COMPARTMENT CAPACITY	1 GN 1/1 – 10 cm deep pan	1 GN 1/1 – 15 cm deep pan	1 GN 1/1 – 20 cm deep pan
EXTERIOR DIM. W x D x H	63 x 44 x 21 cm	63 x 44 x 26 cm	63 x 44 x 30,5 cm
FITS CAMDOLLY	CD100H, CD1826HB, CD160	CD100H, CD1826HB, CD160	CD100H, CD1826HB, CD160

Case Pack: 1

## 100 Series

Store and stack food pans or place food directly in compartment. The 100MPCHL model has a hinged serving lid.



CODE	100MPC	100MPCHL	UPC100
COMPARTMENT CAPACITY	3 GN 1/1 – 6,5 cm deep pan or 2 GN 1/1 – 10 cm deep pans or 1 GN 1/1 – 15 or 20 cm deep pan	1 GN 1/1 – 20 cm deep pan	3 GN 1/1 – 6,5 cm deep pans or 2 GN 1/1 – 10 cm deep pans or 1 GN 1/1 – 15 cm or 20 cm deep pan
EXTERIOR DIM. INTERIOR DIM. W x D x H	68 x 45 x 38 cm 55 x 35 x 20,5 cm	68 x 45 x 39,5 cm 55 x 35 x 20,5 cm	68 x 46 x 40 cm 56,5 x 33 x 20,5 cm
BULK CAPACITY*	38 L	38 L	38 L
FITS CAMDOLLY	CD100H, CD1826MTC, CD100HB, CD1826MTCHB, CD100, CD2028	CD100, CD100H, CD100HB	CD100H, CD1826MTC, CD100HB, CD1826MTCHB, CD100, CD2028

Case Pack: 1 \*Without using food pans. 100MPC, 100MPCHL and UPC100 No Divider Bar.

## Accessories

CODE	DIMENSIONS	CASE PACK
Divider Bars for Food Pans		
DIV12	32,38 cm length	3
DIV20	53,02	3

\*Not for use in UPCSS1600.

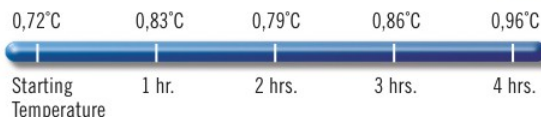


# CAMCHILLER®, THERMOBARRIER® AND CAMWARMER®



## Camchiller

- An easy-to-use, cold food holding temperature tool.
- Extend cold holding time or enhance safe holding below 5°C when frequent access is required.
- Freeze first then use to pre-chill cabinet before loading.



CODE	CP1220 (GN FULL SIZE)	CP1210 (GN HALF SIZE)	CP814 (20 x 36 CAMCHILLER)
FITS INTO	UPCSS160, UPC300, 300MPC, 1318CC, 1318MTC, UPC400, UPC400SP, UPCS400, UPC600, UPC800, UPC800SP, UPC1200, UPC1600, CVC72, CVC724, all Combo Cart® Plus and CamKiosk®*	UPC300, 300MPC, 1318CC, 1318MTC, UPC400, UPCS400, UPC400SP, UPC600, UPC800, UPC800SP, UPCS140, UPCS160, UPCS180, CVC724*, CVC72* and all CamKiosks*	12186CW, 12186P, 12189CW, 12189P, CVC724, CVC72, CVC55, and all CamKiosks*
DIMENSIONS L x W x H	53 x 33 x 3,8 cm	32,4 x 26,4 x 3,8 cm	35,56 x 20,32 x 3,8 cm
QUANTITY PER CAVITY	1 (*2 per cavity)	1 (*2 per top wells)	1
Case Pack: 1	Color: Cold Blue (159).		

## ThermoBarrier

- Use to minimize empty space and food temperature loss within a partially loaded compartment.



**STOCK PRODUCTS & COLORS AVAILABLE IN OUR EUROPEAN WAREHOUSE**

400DIV: (180)



CODE	UPC300DIV	300DIV	400DIV	1200DIV	1600DIV
FITS INTO	UPC300, 1318CC	300MPC, 1318MTC, UPC600	UPC400, UPC800, UPC400SP, UPCS400, UPC800SP	UPC1200, CVC72, CVC724	UPC1600, CamKiosk, UPC1600SP
DIMENSIONS L x W x H	53 x 33 x 2,5 cm	53 x 33 x 2,5 cm	54 x 33 x 3,8 cm	53 x 33,5 x 3,5 cm	53 x 33,5 x 3,8 cm
COLOR	Charcoal Gray (615)	Coffee Beige (157)	Grey (180)	Dark Brown (131)	Slate Blue (401)
CASE PACK	1	1	1	2	2

## Camwarmer

- Use for added insurance to keep hot foods hot during holding and transporting.

- Keep in cabinet with hot foods to extend holding time or enhance safe holding above 65°C when frequent access is required.



CODE	1210PW	HP2632
FITS INTO	UPC300, 300MPC, 1318CC, 1318MTC, UPC400, UPCS400, UPC600, UPC800	UPC300, 300MPC, 1318CC, 1318MTC, UPC400, UPCS400, UPC400SP, UPC600, UPC800, UPC800SP, UPCS140, UPCS160, UPCS180, CVC724, CVC72 and all CamKiosks
DIMENSIONS L x W x H	34 x 27,5 x 4 cm	32,5 x 26,5 x 3 cm
COLOR	Granite Grey (191)	Fire Red (444)
Case Pack: 1		

**UPC400 with Camwarmer.**  
Two Camwarmers recommended per cavity.

**STOCK PRODUCTS & COLORS AVAILABLE IN OUR EUROPEAN WAREHOUSE**

HP2632: (444)

## TEMPERATURE MAINTENANCE – OPTIMIZE FOOD HOLDING PERFORMANCE

### Camchiller® – GN 1/1 Size and GN 1/2 Size

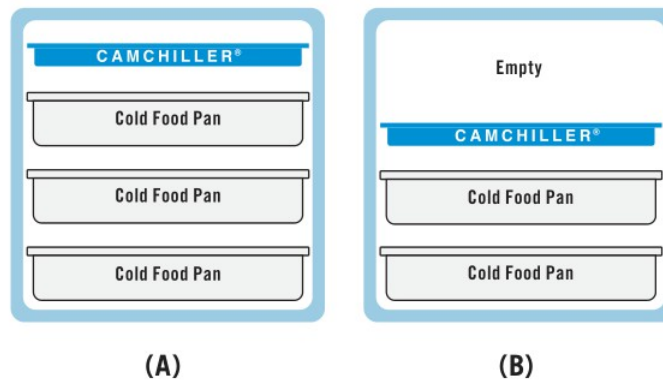
- Use to:

- Pre-chill cabinet cavity.
- Hold package food in food pan wells. (Half Size Only)
- Maximize cold food holding.
- Minimize open cavity space.

- Easy to use:

1. Freeze 8 hours.
2. Slide one or two on top rails and pre-chill cavity 15-20 minutes.
3. Load in pans of pre-chilled food below Camchiller. (A)
4. Move pans and Camchiller down as food is removed. (B)

### COLD HOLDING



### ThermoBarrier® – GN 1/1 Size

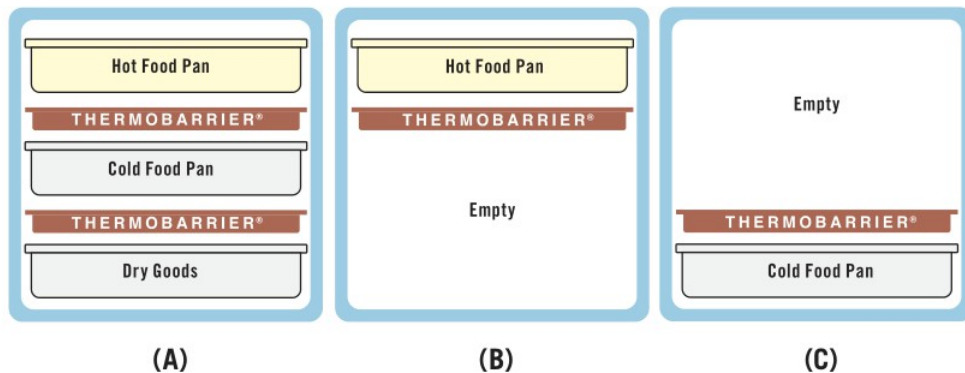
- Use to:

- Hold hot and cold food in same cabinet cavity.
- Minimize open cavity space.

- Easy to use:

1. Slide between hot food on top and cold food on bottom. (A)
2. Slide under hot food loaded in upper cavity space. (B)
3. Slide above cold food loaded into lower cavity space. (C)

### HOT AND COLD HOLDING



### Camwarmer® – GN 1/2 Size

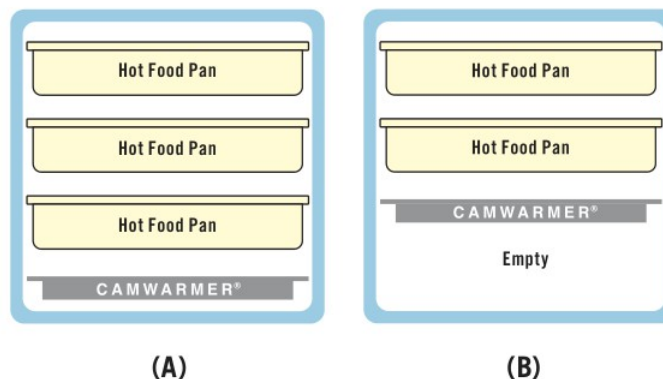
- Use to:

- Pre-heat cabinet cavity.
- Maximize hot food holding.
- Minimize open cavity space.

- Easy to use:

1. Heat in 180°C oven for 45 minutes.
2. Slide two Camwarmers on bottom rails and pre-heat cavity 15-20 minutes. (or place on high heat food pan lid or sheet pan)
3. Load in pans of pre-heated food above Camwarmers. (A)
4. Move pans and Camwarmers up as food is removed. (B)

### HOT HOLDING




# TRANSPORTER CAPACITY GUIDE

## Loading Examples for Cambro® Insulated Transporters

### TOP LOADERS

UPC140-UPC180  
UPCS140-UPCS180  
UPCSS160




For a 3-course meal:  
2 x GN 1/4  
1 x GN 1/2  
1 DIV12 divider bar  
(approx. 14 meals)



For a 4-course meal:  
2 x GN 1/6  
2 x GN 1/3  
2 DIV12 divider bars  
(approx. 14 meals)

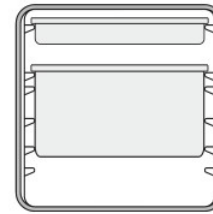
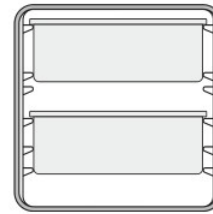
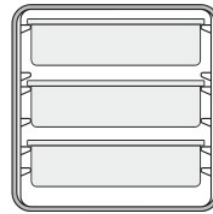
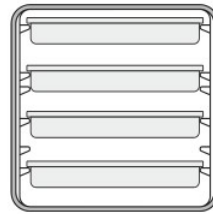
### TOP LOADERS

100 series  
100MPC  
UPC100



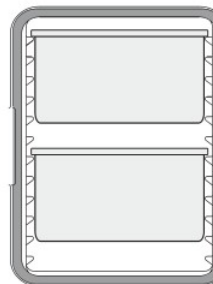
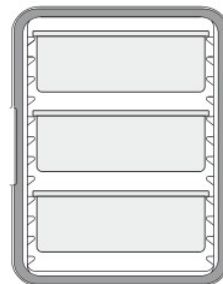
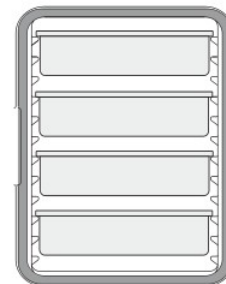
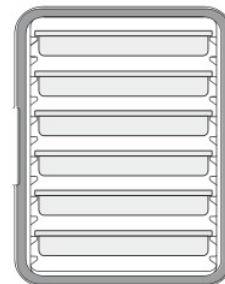
### FRONT LOADERS

UPC300  
1318CC  
UPC600 (x2)  
UPC1200 (x4)



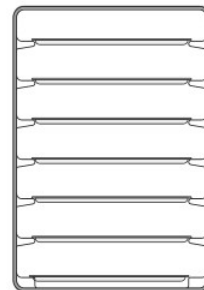
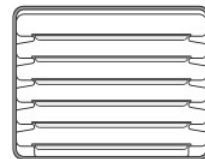
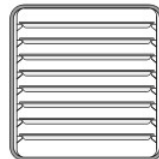


### FRONT LOADERS

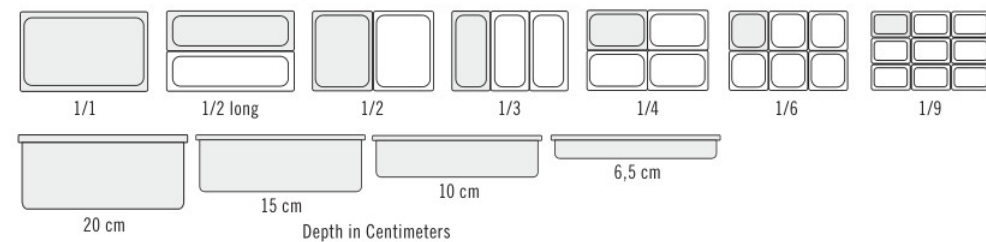
UPC400  
UPCS400  
UPCH400(2)  
UPC800 (x2)  
UPCH800(2) (x2)  
UPC1600 (x4)  
UPCH1600(2) (x4)



### CAMCARRIERS® AND CAMCARTS® FOR SHEET PANS



### SUMMARY OF GN CONTAINER SIZES





# INSULATED FRONT LOADING UPC300 TO TRANSPORT GASTRONORM FOOD PANS

- Holds GN 1/1, GN 1/2 and GN 1/3 pans.
- One-piece seamless construction for great durability.
- Thick polyurethane insulation safely keeps cold food below 4°C, hot food above 64°C for 4+ hours.
- Fully removable, door.
- Labeling area on door for adhering ID or routing labels.
- Light weight.

Colors: Black (110), Dark Brown (131), Hot Red (158), Navy Blue (186), Slate Blue (401), Charcoal Gray (615).

UPC300 is covered by US Patent D786,607 S.



### STOCK PRODUCTS & COLORS AVAILABLE IN OUR EUROPEAN WAREHOUSE

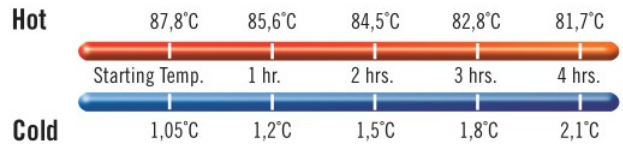
UPC300: (401), (110)  
 CP3253: (443), HP3253: (444)  
 CD300: (401)



Recommended labeling with: 23SLINB250 5 x 7,6 cm StoreSafe® Labels.

CODE	UPC300
EXTERIOR DIM. W x D x H	43,2 x 65,4 x 56,8 cm
INTERIOR DIM. W* x D x H	33,7 x 53,3 x 35,5 cm
UNIT WEIGHT	10,5 kg

Case Pack: 1 \*Rail to Rail.



## Optional Accessories



CODE	1210PW	HP3253	UPC300DIV	CP1220	CP3253	CD300*
DESCRIPTION	Camwarmer®	Camwarmer	ThermoBarrier®	Camchiller®	Camchiller	Camdolly®
EXTERIOR DIM. (CM)	34,9 x 27,6 x 4	53 x 32,5 x 3	53 x 33 x 2,5	53 x 33 x 3,8	53 x 32,5 x 3	49 x 65 x 26,5
INTERIOR DIM. (CM)	—	—	—	—	—	43 x 59
COLOR	Granite Grey (191)	Fire Red (444)	Charcoal Gray (615)	Cold Blue (159)	Glacier Blue (443)	▲

Case Pack: 1 \*Also available CD300H and CD300HB. See Camdolly section. ▲Camdolly Colors: Slate Blue (401), Coffee Beige (157), Dark Brown (131), Black (110).





# INSULATED FRONT LOADING UPC400 TO TRANSPORT GASTRONORM FOOD PANS

- Durable and dependable front-loading food pan carriers.
- Hold multiple pans of hot or cold food at safe temperatures for hours.
- Seamless polyethylene with thick foam insulation.
- Airtight removable gasket provides a secure seal.

**Colors:** Navy Blue (186), Slate Blue (401), Coffee Beige (157), Dark Brown (131), Black (110), Granite Grey (191), Granite Green (192), Granite Sand (194).

**Note:** Place food pans on rails. Pans should not be placed on the floor of a Camcarrier® cavity. Please use specified food pan sizes.

See Food Pan section for pricing and ordering information.

**Note:** Best results will be achieved by loading food pans between 82° to 88°C. Loading metal food pans over 121°C may result in damage to the carrier or cart.

UPC400 is covered by US Patent D 392,158.  
Venting plug is covered by US Patent D 553,717 S.



**HOLDING CAPACITY:**

Pan Depth	Number of GN 1/1 pans
6,5 cm	6
10	4
15	3
20	2

Also holds GN 1/2 and 1/3 size pans.

**STOCK PRODUCTS & COLORS AVAILABLE IN OUR EUROPEAN WAREHOUSE**

UPC400, CD400: (401), (110)  
400DIV: (180)  
CP3253: (443)  
HP3253: (444)

**ERGONOMIC DESIGN**

Unbreakable, ergonomic, molded-in handles for comfortable two-person carrying.



**PRESSURE AND HUMIDITY CONTROL**  
Pop-up vent.



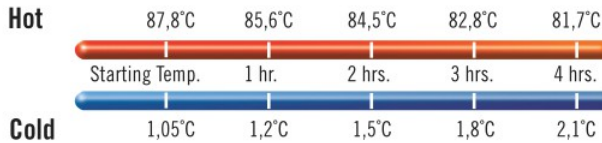
**TEMPERATURE RETENTION**  
Polyurethane insulation keeps hot food hot and cold food cold.



**QUICK ACCESS**  
Single, 23 cm nylon latch for quick and secure opening and closing.

**REMOVABLE GASKET**

Provides an airtight seal.



**CODE** UPC400 (UPC400SP\*\*)

**EXTERIOR DIM. W x D x H** 42,5 x 62 x 62 cm

**INTERIOR DIM. W\* x D x H** 34 x 53,5 x 49 cm

**UNIT WEIGHT** 14,3 kg (16,33 kg)

**Case Pack:** 1 \*Rail to Rail. \*\*Security Package (SP) Model.

**Optional Accessories**



CODE	1210PW	HP3253	400DIV	CP1220	CP3253	CD400	400STP
<b>DESCRIPTION</b>	Camwarmer®	Camwarmer	ThermoBarrier®	Camchiller®	Camchiller	Camdolly®	Strap
<b>EXTERIOR DIM. (CM)</b>	34,9 x 27,6 x 4	53 x 32,5 x 3	54 x 33 x 3,8	53 x 33 x 3,8	53 x 32,5 x 3	71 x 53 x 23	381 cm long
<b>INTERIOR DIM. (CM)</b>	—	—	—	—	—	63,5 x 46	—
<b>COLOR</b>	Granite Grey (191)	Fire Red (444)	Grey (180)	Cold Blue (159)	Glacier Blue (443)	▲	Beige (000)

**Case Pack:** 1 ▲CD400 Colors: Coffee Beige (157), Dark Brown (131), Black (110), Slate Blue (401).

# UPCS400 ULTRA PAN CARRIER® S-SERIES TO TRANSPORT GASTRONORM FOOD PANS

- Ultra dependable, ultra durable front-loading pan carrier.
- Holds multiple pans of hot or cold food for hours.
- Durable polyethylene shell and thick, polyurethane foam insulation.

Colors: Slate Blue (401), Speckled Grey (480), Dark Brown (131).

**Note:** Best results will be achieved by loading food pans between 82° to 88°C. Loading metal food pans over 121°C may result in damage to the carrier or cart.



HOLDING CAPACITY:	
Pan Depth	Number of GN 1/1 pans
6,5 cm	6
10	4
15	3
20	2

Also holds GN 1/2 and 1/3 size pans.



Stacks with both UPCS400. Fits on CD400 Camdolly, or optional casters may be added for smooth ground transport.

### STOCK PRODUCTS & COLORS AVAILABLE IN OUR EUROPEAN WAREHOUSE

UPCS400: (480), (401), CD400: (401), (110)  
400DIV: (180), CP3253: (443), HP3253: (444)

**EASY CONTENT AND ROUTING LABELING**  
Menu clip reduces need to open door.



**CONVENIENT**  
Integrated pan-staging area eases service (not for use during transport).

**EASY TO CLEAN**  
Door removes for easy cleaning.



**TEMPERATURE RETENTION**  
Polyurethane insulation keeps hot food hot and cold food cold.



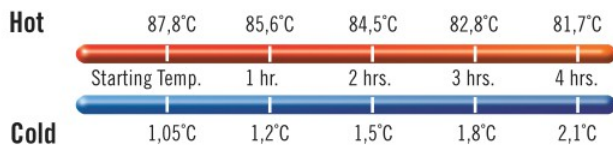
**ERGONOMIC DESIGN**  
Unbreakable, ergonomic, molded-in handles for comfortable two-person carrying.

**QUICK ACCESS**  
Single, 23 cm nylon latch for quick and secure opening and closing.



**BUILT-IN SEAL**  
Built-in seal eliminates need for removable gasket.

**PRESSURE CONTROL**  
Built-in vent equalizes pressure and releases steam.



CODE	UPCS400
EXTERIOR DIM. W x D x H	63,5 x 46 x 63 cm
INTERIOR DIM. W x D x H	53,5 x 33,5 x 48,6 cm
UNIT WEIGHT	21,1 kg
Case Pack: 1	

### Optional Accessories



CODE	UPCS400CK	1210PW	HP3253	400DIV	CP1220	CP3253	CD400	400STP
DESCRIPTION	Caster Kit*	Camwarmer®	Camwarmer	ThermoBarrier®	Camchiller®	Camchiller	Camdolly®	Strap
EXTERIOR DIM. (CM)	∅ 12,7	34,9 x 27,6 x 4	53 x 32,5 x 3	54 x 33 x 3,8	53 x 33 x 3,8	53 x 32,5 x 3	71 x 53 x 23	381 cm long
INTERIOR DIM. (CM)	—	—	—	—	—	—	63,5 x 46	—
COLOR	—	Granite Grey (191)	Fire Red (444)	Grey (180)	Cold Blue (159)	Glacier Blue (443)	▲	Beige (000)

Case Pack: 1 \*Optional Caster Kit for UPCS400: 2 fixed, 2 swivel, 1 w/ brake. ▲CD400 Colors: Coffee Beige (157), Dark Brown (131), Black (110), Slate Blue (401).

# ULTRA CAMCARTS® TO TRANSPORT GASTRONORM FOOD PANS




- Double-compartment, high-capacity carts hold and transport hot or cold food.
- Tough, polyethylene shell and thick foam insulation throughout cabinet and between compartments.
- Airtight removable gaskets maintain safe food temperatures for hours.
- Easy to maintain and won't dent, crack, rust, chip or break.
- Durable nylon door latches open easily and close securely.
- Full-swing doors open to the side of the cart for easy loading and unloading.
- Molded-in handles ensure easy maneuvering.
- Molded-in bumpers minimize damage to walls, furniture and other equipment.

**Colors:** Navy Blue (186), Slate Blue (401), Coffee Beige (157), Dark Brown (131), Brick Red (402), Green (519), Black (110), Hot Red (158), Granite Grey (191), Granite Green (192), Granite Sand (194).

**Note:** Place food pans on rails. Pans should not be placed on the floor of a Camcart cavity. Please use specified food pan sizes.

**Note:** Best results will be achieved by loading food pans between 82° to 88°C. Loading metal food pans over 121°C may result in damage to the carrier or cart.

Venting plug is covered by US Patent D 553,717 S.



Polyurethane insulation keeps hot food hot and cold food cold.



Shown with optional HD casters.

## Security Package (SP)

Specially designed for operations where safety and security are a top priority.

- Tamper resistant fasteners.
- Non-removable doors.
- Lockable hasp on each door (padlocks not included).
- Heavy duty (HD) casters with chassis plates mounted with tamper resistant bolts.

Marine rail is designed for use during service, not transport.



TOTAL CART HOLDING CAPACITY	UPC600	UPC800	UPC1200	UPC1600
<b>Full Size Food Pans</b>				
6,5 cm deep	8 pans	12 pans	16 pans	24 pans
10 cm deep	6 pans	8 pans	12 pans	16 pans
15 cm deep	4 pans	6 pans	8 pans	12 pans
20 cm deep	2 pans + 2 each 10 cm pans	4 pans	4 pans	8 pans
<b>Camtray®**</b>				
3253	12 trays	24 trays	24 trays	48 trays
2632	24 trays	48 trays	—	—
2025	—	—	12 trays	24 trays

See Food Pan and Camtray Section for ordering information.  
\*Based on 3,8 cm spacing between trays.


## Hot

UPC600	86,8°C	84,3°C	82,5°C	80,8°C	79,3°C
UPC800	87,7°C	85,5°C	84,2°C	82,9°C	81,7°C
UPC1200	85,6°C	82,1°C	80,1°C	78,3°C	77,2°C
UPC1600	87,1°C	85,9°C	85,1°C	84,3°C	83,7°C



## Cold

UPC600	0,6°C	1,1°C	1,4°C	1,8°C	2,1°C
UPC800	0,3°C	0,8°C	0,9°C	1,2°C	1,4°C
UPC1200	0,5°C	0,9°C	1,1°C	1,3°C	1,4°C
UPC1600	0,6°C	1,0°C	1,2°C	1,5°C	1,5°C





### UPC600

<b>CODE</b>	<b>UPC600</b>
<b>DESCRIPTION</b>	Base model
<b>EXTERIOR DIM. W x D x H</b>	52 x 69 x 114,5 cm
<b>COMPARTMENT DIM.</b>	34 x 54 x 35,5 cm
<b>Case Pack: 1</b>	<b>Casters:</b> 12,7 cm, 2 fixed, 2 swivel, 1 with brake.



### UPC800

<b>CODE</b>	<b>UPC800</b>	<b>UPC800SP</b>
<b>DESCRIPTION</b>	Base model	Security package
<b>EXTERIOR DIM. W x D x H</b>	52 x 69 x 137 cm	52 x 69 x 137 cm
<b>COMPARTMENT DIM.</b>	33 x 54,5 x 48,5 cm	33 x 54,5 x 48,5 cm
<b>Case Pack: 1</b>	<b>Casters:</b> 15,2 cm, 2 fixed, 2 swivel, 1 with brake.	
	<b>Heavy Duty (HD) Casters:</b> 15,2 x 3,8 cm, 2 fixed, 2 swivel with brake casters.	



### UPC1200

<b>CODE</b>	<b>UPC1200</b>
<b>DESCRIPTION</b>	Base model
<b>EXTERIOR DIM. W x D x H</b>	72,5 x 82 x 116 cm
<b>COMPARTMENT DIM.</b>	54 x 66,5 x 34,5 cm
<b>Case Pack: 1</b>	<b>Casters:</b> 15,2 cm, 2 fixed, 2 swivel, 1 with brake.



### UPC1600

<b>CODE</b>	<b>UPC1600</b>	<b>UPC1600HD</b>	<b>UPC1600SP*</b>	<b>UPCGL1600SP*</b>
<b>DESCRIPTION</b>	Base model	Base model with HD casters	Security package	Security package, gasketless
<b>EXTERIOR DIM. W x D x H</b>	71,5 x 82 x 135 cm	73 x 84,7 x 138,4 cm	71,5 x 82 x 135 cm	71,5 x 82 x 135 cm
<b>COMPARTMENT DIM.</b>	53,5 x 66,5 x 53,5 cm	53,5 x 66,5 x 53,5 cm	53,5 x 66,5 x 53,5 cm	53,5 x 66,5 x 53,5 cm
<b>Case Pack: 1</b>	<b>Casters:</b> 15,2 cm, 2 fixed, 2 swivel, 1 with brake. <b>Heavy Duty (HD) Casters:</b> 15,2 x 5,08 cm 2 fixed, 2 swivel with brake casters.			
	*Security Package (SP) have lock-in hinge pins and latches and wheels are attached with tamper resistant screws.			



**STOCK PRODUCTS & COLORS AVAILABLE IN OUR EUROPEAN WAREHOUSE**

UPC600: (401), (110), UPC800: (401), (192), (194), (110), UPC1200: (401)  
 UPC1600: (401), (194), (110), 400DIV: (180), CP3253: (443), HP3253: (444)

### Optional Accessories



<b>CODE</b>	<b>300DIV</b>	<b>400DIV</b>	<b>1200DIV</b>	<b>1600DIV</b>	<b>CP1220</b>	<b>CP3253</b>	<b>HP3253</b>	<b>1210PW</b>
<b>DESCRIPTION</b>	ThermoBarrier®	ThermoBarrier	ThermoBarrier	ThermoBarrier	Camchiller®	Camchiller	Camwarmer®	Camwarmer
<b>DIMENSIONS (CM)</b>	53 x 33 x 2,5	54 x 33 x 2,5	53 x 33,5 x 3,5	53 x 33,5 x 3,8	53 x 33 x 3,8	53 x 32,5 x 3	53 x 32,5 x 3	34 x 27,5 x 4
<b>FITS</b>	UPC600	UPC800, UPC800SP	UPC1200	UPC1600	UPC600, UPC800, UPC800SP, UPC1200, UPC1600, UPC1600SP	UPC600, UPC800, UPC800SP, UPC1200, UPC1600, UPC1600SP	UPC600, UPC800 UPC800SP	UPC600, UPC800 UPC800SP
<b>COLOR</b>	Coffee Beige (157)	Grey (180)	Dark Brown (131)	Slate Blue (401)	Cold Blue (159)	Glacier Blue (443)	Fire Red (444)	Granite Grey (191)

Case Pack: 1 1200DIV / 1600DIV Case Pack: 2

INSULATED FOOD SERVERS

# CAMCARTS<sup>®</sup>

## Reimagined



**New!**

For Trays and Sheet Pans



**1826DTC**  
L 21.5" x W 33.25" x H 63.75"  
LIST PRICE EACH: \$ 2,985.00

For Food Boxes



**1826DBC**  
L 21.5" x W 33.25" x H 63.75"  
LIST PRICE EACH: \$ 2,985.00

**IMPROVED ERGONOMICS**  
with two molded-in vertical handles for easy maneuvering

**ROBUST**  
Stainless Steel Hinges



**MORE INFO**

# CAMCARRIERS® & CAMCARTS®



## Camcarriers

- Holds 32,5 x 53 cm trays, sheet pans and GN food pans.
- One piece seamless construction with molded-in handles.

**Colors:** Black (110), Slate Blue (401), Coffee Beige (157), Dark Brown (131), Navy Blue (186), Charcoal Gray (615). 1318CC also available in Hot Red (158).

**Note:** Cool metal sheet pans to 121°C before placing onto tray supports.

Venting plug is covered by U.S. Patent D 553,717S.



### Combo Carrier

**1318CC**

Holds half-size sheet pans, trays and a variety of food pan sizes. Safely keeps cold food below 4°C, hot food above 63°C for 4+ hours. Interstacks with UPC300, 300MPC, 1318MTC

**EXTERNAL DIM.** W x D x H\*: 43,2 x 65,4 x 56,8 cm

**INTERIOR DIM.** W x D x H: 33,7 x 53,3 x 35,5 cm

**FITS CAMDOLLY:** CD300, CD300H, CD300HB

**Case Pack:** 1 \*With Handle.



### Camcarrier

**1826MTC**

Holds up to 6 each 46 x 66 cm sheet pans. Six tray supports on 5,4 cm centers

**EXTERNAL DIM.** W x D x H\*: 55 x 74,5 x 57 cm

**INTERIOR DIM.** W x D x H: 46,7 x 66,4 x 35,9 cm

**FITS CAMDOLLY:** CD1826MTC, CD1826MTCHB

**Case Pack:** 1 \*With Handle.



**1826HAR**

Lifting harness

**DIMENSION:** 360,68 cm long

**Color:** Beige (000).

## Camcarts

- Holds 46 x 66 cm trays, sheet pans and food boxes.
- Includes removable cutting board on top.
- Security Package (SP)\* features tamper-resistant hardware to protect both cart and contents. Includes chassis plates with 15,2 x 3,8 cm HD Casters.

**Colors:** Slate Blue (401), Coffee Beige (157), Dark Brown (131), Navy Blue (186), Charcoal Gray (615).

**Standard Casters:** 15,2 x 3,2 cm, 2 fixed, 2 swivel, 1 with brake.

**Heavy Duty (HD) Casters:** 15,2 x 5 cm, 2 fixed, 2 swivel, no brake.

**Note:** Cool metal sheet pans to 121°C before placing onto tray supports.

Venting plug is covered by U.S. Patent D 553,717S.



### Camcart for Food Storage Boxes

**1826LBC / 1826LBCSP\***

Holds 46 x 66 cm Food Storage Boxes. Capacity: 13 supports on 4,45 cm centers

**EXTERNAL DIM.** W x D x H: 55 x 81,5 x 95,5 cm

**INTERIOR DIM.** W x D x H: 46 x 66,4 x 65,7 cm

**Case Pack:** 1



### Camcart for Trays and Sheet Pans

**1826LTC / 1826LTCSP\***

Holds up to 13 each 46 x 66 cm trays or sheet pans. Thirteen tray supports on 4,45 cm centers

**EXTERNAL DIM.** W x D x H: 55 x 81,5 x 95,5 cm

**INTERIOR DIM.** W x D x H: 46 x 66,4 x 65,7 cm

**Case Pack:** 1



### Camcart for Trays and Sheet Pans

**1826LTC3**

Holds up to 7 each 46 x 66 cm trays or sheet pans. Seven tray supports on 9,5 cm centers for 7,62 cm clearance between trays

**EXTERNAL DIM.** W x D x H: 55 x 81,5 x 95,5 cm

**INTERIOR DIM.** W x D x H: 46 x 66,4 x 65,7 cm

**Case Pack:** 1



## ULTRA PAN CARRIER® AND ULTRA CAMCART® H-SERIES

- Designed for both electric hot holding and non-electric transport.
- Gentle, 65° to 74°C non-radiant heat will not cook food and maintains food moisture.
- Holds a wide variety of foods such as pasta, bone-in fried chicken, and double-crustured pies.
- One hour preheat time from room temperature and three minute recovery.
- Energy consumption is substantially less than comparable metal cabinets.
- Will not rust or dent like metal cabinets, is more economical, and is easy to maneuver.
- All UPCH models have been tested to maintain safe, hot food temperatures, for up to 4 hours when unplugged.
- Models with only the top heated door offer unique versatility with an electric hot holding cabinet on top and passive hot or cold food holding on the bottom.
- Heated door kits also sold separately to retrofit UPC400, UPC800 and UPC1600.

**Colors:** Granite Gray (191), Black (110), Granite Green (192), Slate Blue (401), Dark Brown (131).

**Casters:** 15,2 cm 2 fixed, 2 swivel, 1 with brake.



### Power On and Heat On Indicators

Communicate the Power and Heating status of the UPCH1600 unit. Know instantly when the compartment has reached target temperature.



### Vents

Consistent heating throughout the compartment is generated by vents that constantly circulate heat from front to back.



### Tough Exterior

All UPCH units are made of tough, polyethylene with polyurethane foam insulation to keep heat in while keeping the exterior cool to the touch. Will not crack, dent, chip, rust or break.



### Insulation

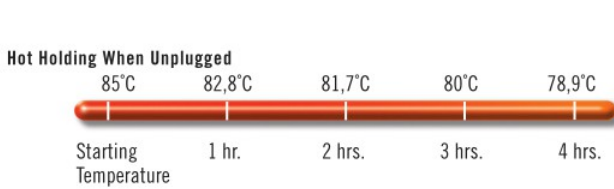
Foamed-in place polyurethane foam insulation will hold temperature above 64°C for up to 4 hours when used unplugged.

# ULTRA PAN CARRIER® AND ULTRA CAMCART® H-SERIES

Marine rail is designed for use during service, not transport.



MODEL	UPCH4002	UPCH8002	UPCH16002
<b>Electrical Specifications</b>			
REQUIRED VOLTAGE	200 – 230 VAC	200 – 230 VAC	200 – 230 VAC
MAXIMUM AMP.	1,2a	1,2a	2,3a
WATTS	265w	265w	506w
HERTZ	50/60	50/60	50/60
PLUG TYPE	Euro plug, CEE7	Euro plug, CEE7	CEE7/7 to C15RA
POWER CORD LENGTH	2,7 m	2,7 m	2,7 m

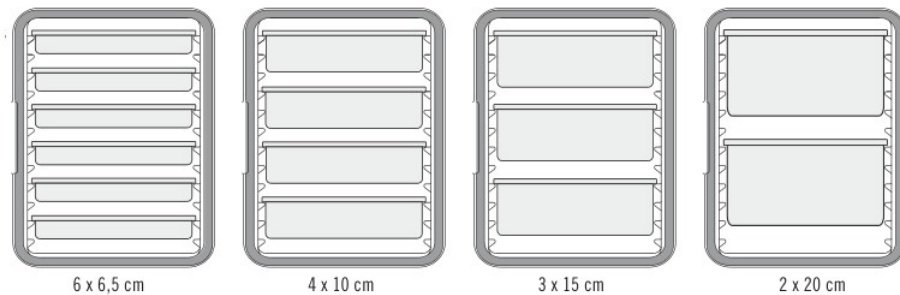


<b>HOT HOLDING</b>	65° – 74°C
<b>WARM UP TIME</b> (from ambient to temperature)	1 hour
<b>RECOVERY TIME*</b> (time to recover to temperature after door is held open for 30 seconds)	3 minutes
<b>TRANSPORT TIME*</b> (after reaching temperature, amount of time unit can be held passively/unplugged until contents reach 65°C.)	4 hours+

\*Based on test with 6 each, 15,24 cm deep H-pans with GripLids® filled with approx 14,2 L of 87,7°C water. (Temperatures are of the water not the air in the cart).

## Capacity Guide

UPCH4002  
UPCH8002 (x2)  
UPCH16002 (x4)



## Food Pan Portion Guide

GN 1/1 Food Pan				
DEPTH	20 cm	15 cm	10 cm	6,5 cm
SERVING PORTIONS PER PAN (1 CUP)	80	60	40	30



## ULTRA PAN CARRIER® AND ULTRA CAMCARTS® H-SERIES

- Enables HACCP compliance by maintaining safe, hot food temperatures.
- UPCH400(2) models stack for storage or transporting on a Camdolly® with securing strap.

**Colors:** Granite Grey (191), Granite Green (192), Slate Blue (401), Black (110), Dark Brown (131).

**CD400 Colors:** Coffee Beige (157), Dark Brown (131), Black (110), Slate Blue (401), Grey (180).

**Casters:** 15,2 cm 2 fixed, 2 swivel, 1 with brake.

**Note:** If using metal food pans, cool to 120°C before placing onto rails.

**Note:** Place food pans on rails. Pans should not be placed on the floor of a Camcart cavity. Please use specified food pan sizes.

Vent Cap Patent Pending.



### Security Package (SP)

Specially designed for operations where safety and security are a top priority.

- Tamper-resistant fasteners.
- Non-removable doors.
- Lockable hasp on each door (padlocks not included).
- Heavy duty (HD) casters with chassis plates mounted with tamper-resistant bolts.

CODE	DESCRIPTION	EXTERIOR DIMENSIONS W x D x H	COMPARTMENT DIMENSIONS W x D x H
UPCH1600SP	110V, Both doors heated	73 x 84,7 x 138,4 cm	53,5 x 66,5 x 53,5 cm
UPCH16002SP	220V, Both doors heated	73 x 84,7 x 138,4	53,5 x 66,5 x 53,5

### STOCK PRODUCTS & COLORS AVAILABLE IN OUR EUROPEAN WAREHOUSE

UPCH4002, UPCH4002UK, UPCH8002, UPCH8002UK, UPCHT8002, UPCH16002, UPCH16002UK, CD400: (401), (110)

CODE	DESCRIPTION	EXTERIOR DIMENSIONS W x D x H	COMPARTMENT DIMENSIONS W x D x H
<b>1-Compartment Ultra Pan Carriers</b>			
<b>110V</b>			
UPCH400	No casters	46 x 67 x 63 cm	33,5 x 53,3 x 48,6 cm
UPCHW400	With casters	46 x 67 x 79,4	33,5 x 53,3 x 48,6
<b>220V</b>			
UPCH4002	No casters	46 x 67 x 63	33,5 x 53,3 x 48,6
UPCH4002UK	UK plug, no casters	46 x 67 x 63	33,5 x 53,3 x 48,6
UPCHW4002	With casters	46 x 67 x 79,4	33,5 x 53,3 x 48,6
<b>2-Compartment Ultra Camcarts</b>			
<b>110V</b>			
UPCH800	Both doors heated	52 x 69 x 137,2	33 x 54,5 x 48,5
UPCHT800	Top door heated only	52 x 69 x 137,2	33 x 54,5 x 48,5
UPCH1600	Both doors heated	73 x 84,7 x 137,5	53,5 x 66,5 x 53,5
UPCH1600HD	Both doors heated, HD casters	73 x 84,7 x 138,4	53,5 x 66,5 x 53,5
UPCHT1600	Top door heated only	73 x 84,7 x 137,5	53,5 x 66,5 x 53,5
UPCHT1600HD	Top door heated only, HD casters	73 x 84,7 x 138,4	53,5 x 66,5 x 53,5
<b>220V</b>			
UPCH8002	Both doors heated	52 x 69 x 137,2	33 x 54,5 x 48,5
UPCH8002UK	UK plug, both doors heated	52 x 69 x 137,2	33 x 54,5 x 48,5
UPCHT8002	Top door heated only	52 x 69 x 137,2	33 x 54,5 x 48,5
UPCH16002	Both doors heated	73 x 84,7 x 137,5	53,5 x 66,5 x 53,5
UPCH16002UK	UK plug, both doors heated	73 x 84,7 x 137,5	53,5 x 66,5 x 53,5
UPCH16002HD	Both doors heated, HD casters	73 x 84,7 x 138,4	53,5 x 66,5 x 53,5
UPCHT16002	Top door heated only	73 x 84,7 x 137,5	53,5 x 66,5 x 53,5
UPCHT16002HD	Top door heated only, HD casters	73 x 84,7 x 138,4	53,5 x 66,5 x 53,5
<b>Accessories</b>			
CD400	Camdolly®	53 x 70 x 23	—
400STP	Strap, 4 m long	—	—

**UPCH Case Pack:** 1 **Also Available:** Top and Bottom Replacement/Retrofit Doors for 110V and 220V (non-interchangeable).

**Standard Casters:** 15,2 x 3,2 cm – 2 fixed, 2 swivel, 1 with brake. **Heavy Duty (HD) Casters:** 15,2 x 5 cm – 2 fixed, 2 swivel with brake.

Plug In to the Future of HOT and COLD

# THE PRO-CART ULTRA<sup>®</sup> PAN CARRIERS

New!

Power ON,  
set the Temp  
and **Go!**

Energy EFFICIENT

Hot & Cold Food  
IN A SINGLE CART

Interchangeable MODULES



Excluding  
PCU2000  
Cold Models

# The PRO CART ULTRA<sup>®</sup> PAN CARRIERS



## TOTAL CAPACITY

**PCU800**  
8, 10 cm deep  
GN Food Pans

**PCU1000**  
10, 10 cm deep  
GN Food Pans

**PCU2000**  
20, 10 cm deep  
GN Food Pans



## ELECTRIC HOT

Adjustable temperature from 21,1° to 85°C, heat up to 73,9°C in 15 min.

Recovery Time:  
Average 20 sec.



## ELECTRIC COLD

Adjustable temperature from 0,3° to 21,1°C without a compressor.

Recovery Time:  
PCU1000 / Average 23 sec.  
PCU2000 / Average 30 sec.

(Recovery time based on ambient temp. of 23,33°C) Empty Compartments



## Electrical Cord Storage

PCU1000 / PCU2000 ONLY

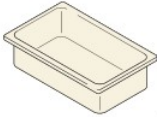
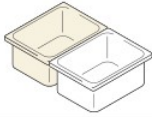



# The PRO CART ULTRA® PAN CARRIERS



## Holding Capacity

### FOOD PAN DEPTHS

GN FOOD PANS	FOOD PAN DEPTHS											
	6,5 cm	10 cm	15 cm	20 cm								
<b>GN 1/1</b> 	12	14	28	8	10	20	6	6	12	4	4	8
<b>GN 1/2</b> 	24	28	16	20	12	12	8	8				
<b>GN 1/3</b> 	36	36	24	24	18	18	12	12				

PCU800
PCU1000
PCU2000

CODE	DESCRIPTION	EXTERIOR DIMENSIONS W x D x H	PRODUCT WEIGHT
<b>PCU800</b>			
PCU800HH	2 active hot compartments	55,63 x 86,36 x 150,1 cm	46,24 kg.
PCU800HC	1 active hot compartment (top), 1 active cold compartment (bottom)		50,21
PCU800CC	2 active cold compartments		54,18
<b>PCU1000</b>			
PCU1000HH	2 active hot compartments	55,88 x 86,36 x 170,18 cm	65,1
PCU1000HC	1 active hot compartment (top), 1 active cold compartment (bottom)		69,06
PCU1000CC	2 active cold compartments		73,03
<b>PCU2000</b>			
PCU2000HH	2 active hot compartments	76,20 x 96,52 x 172,72cm	86,16
PCU2000HC	1 active hot compartment (top), 1 active cold compartment (bottom)		90,12
PCU2000CC	2 active cold compartments		94,1
<b>Modules*</b>			
PCMCX	Cold Module	—	9,42
PCMHX	Hot Module	—	5,44
PCMPX	Passive Module	—	2,7

Case Pack: 1 Color: Charcoal Gray (615). Other configurations and Security Package available.

Tow Hitch Package Available for PCU2000 Only.

\*220V Models – Add your country code to any part number:

3	CAN	7	SA
4	EU	8	JAPAN
5	UK	9	CHINA
6	AU		

[Click here for 220V models](#)



# PRO CART ULTRA® – ELECTRIC & NON-ELECTRIC INSULATED HOLDING & TRANSPORT CABINETS



The Pro Cart Ultra is the ultimate food transport cart that can hold all your hot and cold menu items in the same cart, at the same time—without a compressor!

- Hold and transport hot and cold foods in a single cart.
- Maintains food quality and moisture.
- Keep food safe while unplugged 4 hours.
- Change hot to cold or cold to hot with a simple hardware change.
- Universal rails fit food pans, sheet pans and more.

Color: Charcoal Gray (615).

Multiple International Certifications available.



**ELECTRIC HOT**  
Hot holding cycles between 65,5°- 74°C.



**NON-ELECTRIC PASSIVE**  
Holds hot or cold foods for 4 + hours.

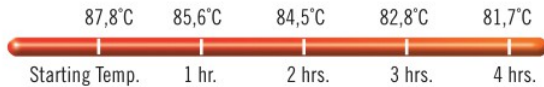


**ELECTRIC COLD**  
Cold holding cycles between 0,3°- 4,4°C without a compressor.

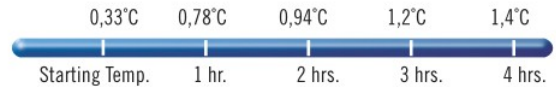
Hot, cold and passive modules are also sold separately to quickly outfit the cart to suit your menu.

## Temperature Retention of Passive and Unplugged Electric Models

**Hot** — temperature loss averaging 1,5°C/hour.



**Cold** — temperature gain averaging 0,4°C/hour.



## Capacity per Compartment


TYPE OF CONTAINER	STANDARD CAPACITY	STANDARD CAPACITY RAIL SPACING	MAXIMUM CAPACITY	MAXIMUM CAPACITY RAIL SPACING
45,7 x 66 CM FULL SIZE SHEET PANS	8	7,62 cm	16*	3,81 cm
33 x 45,7 CM HALF SIZE SHEET PANS	16	7,62	32*	3,81
GN 1/1 HOTEL PANS (6,5 CM DEEP)	16	7,62	16	7,62
GN 1/1 HOTEL PANS (10 CM DEEP)	10*	11,43	10	11,43
60 x 40 CM EURO BAKING SHEETS	8	7,62	16*	3,81
54,6 x 33,6 x 6,35 CM BASKETS	16	7,62	16	7,62
40,6 x 40,6 x 5,1 CM PIZZA BOXES	8	7,62	8	7,62

Standard rails: 8 rails / cart \*Additional rails required.



Adjustable rails can be set in any position and easily changed when needed.

# PRO CART ULTRA® – FEATURES AND TOW HITCH KIT



**INSULATION**  
CFC-free, polyurethane insulation throughout the body and doors maximizes heat or cold retention for 4 hours or more with no electricity needed.



**GASKET-FREE DOOR**  
For easy cleaning and fewer replacement parts. Door opens full 270°.

**SOLAR DIGITAL THERMOMETER**  
Monitor internal cabinet temperature at a glance.

**10 CM NYLON LATCHES AND ADJUSTABLE HINGES**  
For easy opening and closing and to secure contents during transport. (Door is lockable).



**12,7 x 20,3 CM MENU POCKET**  
Allows for easy product ID with either an index card or by writing directly onto smooth surface with a grease pencil.

**STAINLESS STEEL HINGE**  
For long term durability.

**POLYETHYLENE EXTERIOR**  
Keeps food moist naturally and remains cool to the touch during operation, unlike metal cabinets.

**STANDARD 15 x 5 CM HEAVY DUTY CASTERS**  
Two non-marking, high-performance, all swivel casters with brakes in the front and two rigid casters in the back for smooth positioning and navigation.

## Pro Cart Ultra Tow Hitch Kit

Tow your Pro Cart Ultra to your loading dock, serving location and back to your kitchen with the Cambro Tow Hitch Kit. The tow hitch is designed to securely connect your Pro Cart Ultra to any service vehicle with towing capability.

- Fits all Pro Cart Ultra models, low and tall.
- Kit available with standard or security hardware.
- Maximum tow capacity 907 kg.



CODE	DESCRIPTION	UNIT WEIGHT
PCUTOW	Pro Cart Ultra Tow Hitch	15,87 kg
PCUTOWSP	Pro Cart Ultra Tow Hitch Security Package	15,87

Case Pack: 1 Color: (000). SP package includes tamper-resistant screws.



## PRO CART ULTRA® – ELECTRIC

### Powerful Performance, Low Power Consumption

- Energy efficient, active modules draw less than 5 amps each.
- Cold module uses environmentally friendly, thermoelectric technology.
- Plugs into a standard outlet.

## COLD

Digital controller allows cold to be set from 0,3° to 4,4°C.

### Thermoelectric Cooling Down to 0,3°C

Cool without a compressor for the ultimate in cold mobility and food safety on the go.

Note: Operate in 90°F or less ambient temperature for best results.

#### Pre-chill time:

90 minutes to 4,4°C.  
(Tested at 23°C ambient.)

#### Recovery time:

10 minutes after door open for 30 seconds.



Interior with Cold module



Exterior back with Cold module

## HOT

Keeps food safely between 65,5° to 74°C with convenient, pre-set, gentle, non-radiant heat.

### Energy-Saving Heater Less Than 5 Amps

Gentle, non-radiant heat circulates consistently from front to back of the cabinet.

#### Pre-heat time:

45 minutes.

#### Recovery time:

3 minutes after door open for 30 seconds.



Interior with Hot module



Exterior back with Hot module

### Just 5 Minutes to Change Module

- Seasonal menus
- Menu changes
- Additional budget availability
- Different location or facility
- New trends



### Electrical Specifications (Per Compartment)

	HOT 110V	HOT 220V	COLD
REQUIRED VOLTAGE	100-125 VAC	200-230 VAC	100-230 VAC
MAXIMUM AMP	4.6a	2.3a	3.26a, 1.42a
WATTS / HEATER OR COOLER	529w	506w	326.6w
HERTZ	50/60	50/60	50/60
PHASE	Single	Single	Single
ALTERNATE PLUG TYPES FOR INTERNATIONAL	US, Canada, Mexico, Europe, UK, Ireland, Australia, South Africa, China, Japan		
POWER CORD LENGTH	2,7 m	2,7 m	2,7 m



## PRO CART ULTRA® – MODEL SPECIFICATIONS



	CODE	DESCRIPTION	UNIT WEIGHT
<b>TALL PROFILE</b> 	<b>Both compartments non-electric / passive</b>		
	PCUPP	Both compartments non-electric / passive	106,7 kg
	<b>Both Compartments Hot</b>		
	PCUHH	110V	121,3
	PCUHH*	220V	121,7
	<b>Both Compartments Cold</b>		
	PCUCC	110V	126,3
	PCUCC*	220V	128,7
	<b>Combination Hot &amp; Cold</b>		
	PCUHC	Top compartment hot, bottom cold. 110V	122,9
	PCUCH	Top compartment cold, bottom hot. 110V	122,9
	PCUHC*	Top compartment hot, bottom cold. 220V	123,1
	PCUCH*	Top compartment cold, bottom hot. 220V	123,1
	<b>Combination Passive &amp; Hot or Cold</b>		
	PCUPH	Top compartment passive, bottom hot. 110V	155,8
	PCUPC	Top compartment passive, bottom cold. 110V	188,3
	PCUPH*	Top compartment passive, bottom hot. 220V	116
PCUPC*	Top compartment passive, bottom cold. 220V	119,5	
<b>LOW PROFILE</b> 	PCULP	Non-electric / passive	63,5
	PCULH	Hot Cart, 110V	68,5
	PCULC	Cold Cart, 110V	70,8
	PCULH*	Hot Cart, 220V	68,5
	PCULC*	Cold Cart, 220V	70,8

3	US/CAN/MEX
4	EU
5	UK
6	AU
7	SA
8	JAPAN
9	CHINA

\*Use number to select plug for your country's electrical requirement.

### STOCK PRODUCTS & COLORS AVAILABLE IN OUR EUROPEAN WAREHOUSE

PCUCC4, PCUCC5, PCMH4 PCMH5: (615)

**Case Pack:** 1 **Color:** Charcoal Gray (615). **Standard Railing Includes:** 8 pairs of stainless steel Universal rails/compartments. **Includes Standard Casters:** 15 x 5 cm heavy duty swivel with brake in front, rigid in back.

### Unit Dimensions

UNIT	EXTERIOR DIM. W x D x H	COMPARTMENT DIM. W x D x H
<b>Tall Profile</b>		
<b>COLD</b>	71,1 x 92,7 x 167,6 cm	53,7 x 66,7 x 64,8 cm
<b>HOT / PASSIVE</b>	71,1 x 90,8 x 167,6	53,7 x 68,6 x 64,8
<b>Low Profile</b>		
<b>COLD</b>	71,1 x 92,7 x 101,6	53,7 x 68,6 x 64,8
<b>HOT / PASSIVE</b>	71,1 x 90,8 x 101,6	53,7 x 68,6 x 64,8

### Optional Accessories

CODE	DESCRIPTION
PCMH*	Hot module unit 110V / 220V
PCMC*	Cold module unit 110V / 220V
SSR1	1 Pair of Rails
SSR8	8 Pairs of Rails

**Case Pack:** 1 **Module Unit Color:** Charcoal Gray (615).

### Security Package (SP)

Specially designed for operations where safety and security are a top priority. To order add SP after the product code or visit [cambro.com](http://cambro.com) for a listing of codes.

- Tamper resistant fasteners secure side column panels to the cart.
- Cross locking rods behind column panels lock 5 rails in place.
- Each compartment holds ten 10 cm deep hotel pans.
- Passive and electrical modules and cord strap keepers are secured in place with tamper resistant fasteners.
- Non removable doors. Lockable hasp secures both doors at once. (Lock not included).
- Heavy duty casters mounted with tamper resistant fasteners.



All models are also available without rails and side column panels. Please visit [cambro.com](http://cambro.com) for details.





# INSULATED BEVERAGE CONTAINERS



- Use to hold, transport and serve hot or cold beverages.
- One piece, seamless double-wall polyethylene with thick foam insulation.
- Sturdy latches secure lids tightly and will never rust.
- Drip-proof recessed spigot for easy self-serve access.
- Stack units on riser to fill large cups or coffee pots.
- Sta-stack interlocking ensures stable stacking during transport and storage.

**Easy Serve Dispenser Color:**  
Black (110).  
.....  
UC1000 covered by U.S. Patent  
D 403,916.  
.....  
Vent Cap patent pending.



**Vent Cap**  
Equalizes pressure. Makes the opening of the container much easier.

**E-Z Grip Molded-in Handles**  
For comfortable, safe transporting.

## Camtainer Cover

Durable and attractive covers extend the life of your Camtainers and fit in any serving environment. Personalization available. Contact your Cambro representative for details.



**Recessed Faucet**  
Accommodates larger cups. Allows even dispensing and eliminates drips. Two positions: One for continuous pouring and one for individual dispensing.



**Molded-in Metal Backing Plates**  
Prevents latches from breaking away from the container.



## Hot

250LCD	87°C	84,5°C	82°C	79°C	77°C
UC250	88°C	85,5°C	84°C	82°C	80°C
Starting Temperature	1 hr.	2 hrs.	3 hrs.	4 hrs.	


## Cold

250LCD	1°C	1,5°C	2°C	3°C	4°C
UC250	0,5°C	1°C	1°C	1,5°C	2°C
Starting Temperature	1 hr.	2 hrs.	3 hrs.	4 hrs.	

Stack beverage servers during storage and transporting to save space.

**Stacking options:**

- 100LCD with 100LCD
- All 250, 350 and 500 units
- UC1000 and 1000LCD



**Ultra Camtainers®**  
Feature wide nylon latches which are easy to open and close with one hand.



**Camtainers®**  
Feature sturdy plastic latches that secure lids tightly and will never rust.

### Ultra Camtainers®

Choose from three sizes for beverage service. A contemporary line, featuring two wide nylon latches per unit that are easy to open and close.

**STOCK PRODUCTS & COLORS AVAILABLE IN OUR EUROPEAN WAREHOUSE**

UC250, UC500: (401), (191), (110)  
UC1000: (401), (110)



CODE	UC250	UC500	UC1000
CAPACITY	10,4 L	19,9 L	39,7 L
210 ML. CUPS	50	96	192
EXTERIOR DIMENSIONS D x W x H	42,5 x 30 x 50 cm	42,5 x 30 x 68 cm	52 x 41,5 x 65,5 cm
FITS CAMDOLLY	CD100H, CD1826H, CD300H, CD100HB, CD300HB, CD100	CD100H, CD1826H, CD300H, CD100HB, CD300HB, CD100	CD300H, CD1826H, CD2020H, CD100HB, CD300HB, CD1826MTCHB, CD300, CD2020
CAMTAINER COVER	UC250CVR	UC500CVR	UC1000CVR

Case Pack: 1 Colors: Navy Blue (186), Slate Blue (401), Coffee Beige (157), Dark Brown (131), Brick Red (402), Green (519), Black (110), Granite Grey (191), Granite Green (192), Granite Sand (194). Cover Color: Black (110). Venting plug is covered by US Patent D 553,717 S.

### Camtainers®

The standard for many caterers, choose from four sizes for beverage service and one model without a spigot for soup service. Four sturdy plastic latches on each unit open and close easily and will never rust.

**STOCK PRODUCTS & COLORS AVAILABLE IN OUR EUROPEAN WAREHOUSE**

250LCD, 350LCD, 500LCD: (157), (401)  
100LCD: (401)



CODE	100LCD	250LCD	500LCD	1000LCD	350LCD (SOUP)
CAPACITY	5,7 L	9,5 L	17,9 L	44,5 L	12,7 L
210 ML. CUPS	27	45	85	214	60
SPIGOT	YES	YES	YES	YES	—
EXTERIOR DIMENSIONS D x W x H	29 x 26,5 x 44 cm	42 x 23 x 46,7 cm	42 x 23 x 62 cm	53 x 41,5 x 63 cm	42 x 23 x 46,7 cm
FITS CAMDOLLY	CD1420	CD100H, CD1826H, CD300H, CD2020H, CD100HB, CD300HB, CD1826HB, CD2020HB, CD100, CD2020	CD100H, CD1826H, CD300H, CD2020H, CD100HB, CD300HB, CD1826HB, CD2020HB, CD100, CD2020	CD300H, CD1826H, CD2020H, CD100HB, CD300HB, CD1826MTCHB, CD300, CD2020	CD100H, CD1826H, CD300H, CD2020H, CD100HB, CD300HB, CD1826HB, CD2020HB, CD100, CD2020
CAMTAINER COVER	—	250LDCVCR	500LDCVCR	1000LDCVCR	—

Case Pack: 1 Colors: Navy Blue (186), Slate Blue (401), Coffee Beige (157), Dark Brown (131), Brick Red (402), Green (519), Black (110), Hot Red (158). Cover Color: Black (110). Venting plug is covered by US Patent D 553,717 S.

### Camserver®— Holds The Heat for Hours.

- A front-of-house beverage server for hot or cold beverages that does not require canned heating.
- Double-wall polyethylene shell with thick foam insulation retains temperatures for hours.

Colors: Black (110), Dark Taupe (417), Granite Grey (191).



Convenient top-fill opening for fast replenishment without removing lid.

CSR3 Shown in Dark Taupe Height is approximate 18 cm from counter to spigot.



CSR5 Shown in Black

CODE	EXTERNAL DIM. H x W x D	CAPACITY	210 ML CUPS	CASE PACK
CSR3	60 x 34 x 46,5 cm	11,5 L	54	1
CSR5	71 x 34 x 46,5	19	91	1



## BEVERAGE SERVICE CARTS

- Ideal for breakfast, coffee or snack service.
- Use top counter to hold Cambro Beverage Servers, Versa Organizer Bins or Display Trays with Covers for food.
- Store drinkware, additional food items or other supplies in open compartment.
- Insulated cabinets hold hot or cold food in 1/1, 1/2 or 1/3 size food pans or on Cambro Metric Camtrays® (3253).

**Colors:** Slate Blue (401), Granite Grey (191), Granite Green (192).

See Organizer section for more information on Organizer Bins.

See Camtainer section for more information on Camtainers.

**Wire Rack Color:** Silver (000).

See Cold Pack section for more information on Cold Packs.

**15,2 cm Casters:** 2 fixed, 2 swivel, 1 with brake.

For complete specifications, call or write Cambro.



Beverage Service Cart is designed to hold Beverage Containers at point of service only. A dolly or hand truck with safety strap is recommended for moving Beverage Containers over longer distances or uneven surfaces.



MDC24F

### STOCK PRODUCTS & COLORS AVAILABLE IN OUR EUROPEAN WAREHOUSE

5412CBP: (131), (480)  
100LCD: (401)

CODE	EXTERIOR DIM. L x W x H	CASE PACK
MDC24	113 x 76 x 112 cm	1
MDC24F	113 x 76 x 112	1
<b>OPTIONAL ACCESSORIES</b>		
<b>Organizer Bin</b>		
5412CBP	30,5 x 13 x 11	12
<b>Camtainer®</b>		
100LCD	26,5 x 30 x 44	1
<b>Wire Rack</b>		
MDC24R	58,4 x 43,2 x 35,5	1
<b>Camchiller®</b>		
CP1220	53 x 33 x 3,8	1

The use of racks in the MDC24 and MDC24F carts will allow the following configuration of pans or trays, per compartment:

DESCRIPTION	GN 1/1	GN 1/2	GN 1/3
6,5 cm Pans	(4) 12CW	(8) 22CW	(12) 32CW
10 cm Pans	(3) 14CW	(6) 24CW	(9) 34CW
15 cm Pans	(2) 16CW	(4) 26CW	(6) 36CW
20 cm Pans	(1) 18CW**	(2) 28CW**	(3) 38CW**

\*\*With room for 6,5 cm or 10 cm pan above 15 cm pan.  
10 each 3253 Metric Camtrays®.

#### Compartment Dimensions

Shelf Compartment	W 96,5 cm	D 64 cm	H 25,4 cm
Holding Compartments	W 44,5 cm	D 60,3 cm	H 36 cm

Venting plug is covered by US Patent D 553,717 S.



MDC24 has recessed top that holds 3 each 3,8 Liters 100LCD Camtainers and stacked Condiment Bins & Wire Rack with 3253 trays.

#### MDC24R Wire Rack

Wire Rack (sold separately) to organize pans and trays in the cart. Rack holds 1/1, 1/2 and 1/3 size Food Pans and 3253 trays. When placed in cart's core area, the rack allows room on either side of pan positions for Cambro's CP1220 Camchillers® one on each side.



# MOBILE HANDWASH STATION

New!

Approx.  
**200**

handwashings  
per tank



Completely  
Hands-Free  
Operation



Requires

**NO plumbing  
or electricity**  
to operate.

MHWS18

21.1" x 19" x 63.6"

LIST PRICE EACH: \$ 1,970.00

MHWS18PER100 (with graphics wrap)

LIST PRICE EACH: \$ 2,290.00





# HANDWASH STARTER STATION

## Economical Option

**HWSS**  
25 L. Pail with Handle  
25 L. Dispenser with Spigot

**BC331KD**  
Optional  
KD Cart



# 3-IN-1 HANDWASHING STATION

Paper towel and soap dispenser | 100 Liter Camtainer® with Easy Serve Dispenser | Riser

**HWS31**



# HAND SINK CART

With electric water pump and heater

**KSC402** (110 volt only)  
103 x 84 x 116 cm



## HANDWASH ACCESSORY – FOR CAMTAINERS® AND ULTRA CAMTAINERS®

- Set up a Handwashing Station quickly and easily on or off premise.
- Convenient and economical way to meet health department hand washing requirements.
- Attaches to Camtainers 250LCD, 500LCD or Ultra Camtainers UC250, UC500.
- Includes four Handwash Only labels and an Easy Serve Dispenser lever.

**Handwash Accessory Stocking Colors:** Dark Brown (131), Black (110).

**Easy Serve Dispenser Color:** Black (110).

**Riser Colors:** See optional accessories with Camtainers.

**Pail with Bail Color:** White (148).

Handwash Accessory is covered by the following U.S. Patent D 506,634 S & D 506,899 S.



Shown with 500LCD Camtainer.



CODE	HWAPR	HWATD
DESCRIPTION	With paper towel roll holder	With multi-fold paper towel dispenser
FITS	250LCD, 500LCD, UC250, UC500	250LCD, 500LCD, UC250, UC500

### Optional Accessories



CODE	R500LCD	R1000LCD	LCDCH	LCDCH10
DESCRIPTION	Riser	Riser	Condiment Holder	Condiment Holder
EXTERIOR DIM. D x W x H	41,5 x 23 x 12 cm	49,5 x 39 x 11,5 cm	42 x 22 x 13 cm	51 x 41 x 12 cm
FITS	250LCD, 500LCD, UC250, UC500	1000LCD, UC1000	250LCD, 500LCD UC250, UC500	1000LCD, UC1000

Case Pack: 1 Colors: Coffee Beige (157), Dark Brown (131), Black (110).



CODE	PWB22	LCDES
DESCRIPTION	Pail with Bail	Easy Serve Dispenser
FITS	—	LCD Spigots UC Spigots
CASE PACK	6	1

# CVC75 MOBILE FOOD VENDING CART

New!



with  
**Safety-First Design**

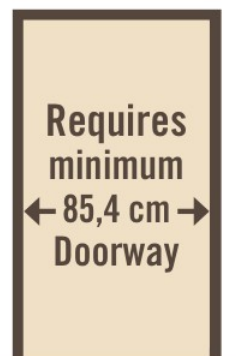
Versatile and durable mobile solution provides maximum menu flexibility, indoors and outdoors.





# CVC75 MOBILE FOOD VENDING CART

**3 Open Storage Compartments**  
Perfect for restock with Cambro EPP GoBoxes




**Open well design** — configure your ingredients and menu items for peak serving efficiency



**Add optional levels to the standard 30 cm Safety Barrier** increase merchandising space and operator safety



**End Table available** facilitate a fast service



## All Weather Vinyl Wrap



\* All CVC75 carts come with a vinyl wrap

## Let's Get Personal!

Whether it's your logo on one of our standard wraps or a fresh new design, wrap customization is available - consult your local Cambro representative





## CVC75 MOBILE FOOD VENDING CART



### Dimensions and Product Codes

CODE	DESCRIPTION	OVERALL EXTERIOR DIMENSIONS L x W x H	FULL PAN SIZE CAPACITY
CVC75	Vending base unit with safety barrier	190,5 x 85 x 135 cm	5
CVC75B	Vending base unit only	190,5 x 85 x 95 cm	5
<b>Optional Accessories*</b>			
CVC75DC6	15,2 cm tall merchandising display	—	—
CVC75DC12	30,3 cm tall merchandising display	—	—
CVC75DCE6	15,2 cm tall merchandising display extender	—	—
CVC75DCE12	30,5 cm tall merchandising display extender	—	—
CVC75LET	40,6 cm left side end table	—	—
CVC75RET	40,6 cm right side end table	—	—
CVC75LSRL	Set of two adjustable lower cabinet shelves	—	—

**Case Pack:** 1 **Color:** Black (110). \*All accessories only available in Black (110).

## VERSA FOOD SERVICE SYSTEM

The Versa Food Service System provides custom design without the custom price. This non electric, versatile, portable system keeps food cold for hours with either ColdFest® pans or Buffet Camchillers®. The system is made of durable all-weather material and is easy to clean. The Versa Food Service System offers countless configurations to fit any foodservice need.

- Ergonomic, molded-in handles on both sides ensure easy maneuvering.
- Versa Food Bar and Work Table both include a drain faucet that can be connected to a hose for drainage and easy cleaning.
- Add an end table to a Food Bar or Work Table to hold trays, condiments, or paper goods.

### Versa Cart

- Join a Versa Cart with a Food Bar or Work Table for fast check-out and improved traffic flow.
- The Versa Cart includes an adjustable shelf, standard lockable drawer and convenient electrical access through the top of the cart and front design panel.
- Optional Tray rails easily adjust to a lower height.
- Optional pull-out keyboard tray fits inside the drawer.



Versa Food Service System is covered under U.S. Patent 9,084,498 B2.



All components are fully compliant with NSF requirements.



### Versa Straight Connector and Versa Corner Connector

Easily and safely attach multiple components together to create a contiguous system and maximize space and merchandising options.



### Buffet Camchillers

Extend safe, cold holding time without ice. Dual-sided Buffet Camchillers hold 6,5 cm and 10 cm pans. Fits in the Versa Food Bar, Versa Work Table and Table Top Food Bars.



## VERSA FOOD SERVICE SYSTEM

Whether you're looking to maximize space, improve traffic flow, add merchandising space or create an upscale salad bar, the Versa Food Service System has you covered.



Versa Food Bar®  
As Shown: VBR5 shown with optional 2-VCS32R, 1-VBRTBL.



VBRT5



Standard height model.

### Versa Work Table

- Perfect for a prep table, display, self-serve station or back bar.
- Attach a Work Table to a Food Bar to merchandise snacks and beverages.
- Matching well covers are included with each Versa Work Table.

## VERSA BAR AND VERSA WORK TABLE

- Now available with two secure storage cabinets that can hold up to 22,7 kg per compartment of non-perishable items.



Scan QR code for package product code.



VRB6 with optional 2-VBRR6, 2-VBRTBL

Storage Dimensions:  
L 54,61 x W 44,45 x H 45,72 cm per cabinet.  
Each cabinet is 0,11 M<sup>3</sup>.



VBRUT5



VBRTBL  
VCS32R

## VERSA FOOD SERVICE SYSTEM

CODE	DESCRIPTION	OVERALL EXTERIOR DIMENSIONS L x W x H	FULL PAN SIZE CAPACITY	WELL INTERIOR DIMENSIONS L x W x H
<b>Versa Food Bars® – Standard Height</b>				
VBR5	152 cm with standard casters	175,3 x 108 x 159,4 cm	4	132,8 x 53,3 x 18 cm
VBRHD5	152 cm with heavy duty casters	175,3 x 108 x 159,4	4	132,8 x 53,3 x 18
VBR6	183 cm with standard casters	208,3 x 108 x 159,4	5	165,4 x 53,3 x 18
VBRHD6	183 cm with heavy duty casters	208,3 x 108 x 159,4	5	165,4 x 53,3 x 18
<b>Versa Food Bars Ultra Series – Standard Height</b>				
VBRU5	152 cm with standard casters and storage	175,3 x 108 x 159,4	4	132,8 x 53,3 x 18
VBRUHD5	152 cm with heavy duty casters and storage	175,3 x 108 x 159,4	4	132,8 x 53,3 x 18
VBRU6	183 cm with standard casters and storage	208,3 x 108 x 159,4	5	165,4 x 53,3 x 18
VBRUHD6	183 cm with heavy duty casters and storage	208,3 x 108 x 159,4	5	165,4 x 53,3 x 18
<b>Versa Food Bars – Low Height</b>				
VBRL5	152 cm with standard casters	175,3 x 108 x 141,6	4	132,8 x 53,3 x 18
VBRLHD5	152 cm with heavy duty casters	175,3 x 108 x 141,6	4	132,8 x 53,3 x 18
VBRL6	183 cm with standard casters	208,3 x 108 x 141,6	5	165,4 x 53,3 x 18
VBRLHD6	183 cm with heavy duty casters	208,3 x 108 x 141,6	5	165,4 x 53,3 x 18
<b>Versa Work Tables – Standard Height</b>				
VBRT5	152 cm with standard casters	175,3 x 68,6 x 92,1	4	132,8 x 53,3 x 18
VBRTHD5	152 cm with heavy duty casters	175,3 x 68,6 x 92,1	4	132,8 x 53,3 x 18
VBRT6	183 cm with standard casters	208,3 x 68,6 x 92,1	5	165,4 x 53,3 x 18
VBRTHD6	183 cm with heavy duty casters	208,3 x 68,6 x 92,1	5	165,4 x 53,3 x 18
<b>Versa Work Tables Ultra Series – Standard Height</b>				
VBRTU5	152 cm with standard casters and storage	175,3 x 68,6 x 92,1	4	132,8 x 53,3 x 18
VBRTUHD5	152 cm with heavy duty casters and storage	175,3 x 68,6 x 92,1	4	132,8 x 53,3 x 18
VBRTU6	183 cm with standard casters and storage	208,3 x 68,6 x 92,1	5	165,4 x 53,3 x 18
VBRTUHD6	183 cm with heavy duty casters and storage	208,3 x 68,6 x 92,1	5	165,4 x 53,3 x 18
<b>Versa Work Tables – Low Height</b>				
VBRTL5	152 cm with standard casters	175,3 x 68,6 x 74,3	4	132,8 x 53,3 x 18
VBRTLHD5	152 cm with heavy duty casters	175,3 x 68,6 x 74,3	4	132,8 x 53,3 x 18
VBRTL6	183 cm with standard casters	208,3 x 68,6 x 74,3	5	165,4 x 53,3 x 18
VBRTLHD6	183 cm with heavy duty casters	208,3 x 68,6 x 74,3	5	165,4 x 53,3 x 18

Case Pack: 1

CODE	DESCRIPTION	OVERALL EXTERIOR DIMENSIONS L x W x H
<b>Versa Cart</b>		
VCSWR	With dual tray rails and standard casters	134 x 81,9 x 109,2 cm (with tray rails up)
VCSWRHD	With dual tray rails and heavy duty casters	134 x 81,9 x 109,2 (with tray rails up)
VCS	With standard casters and no tray rails	81,3 x 81,9 x 109,2
VCSHD	With heavy duty casters and no tray rails	81,3 x 81,9 x 109,2
<b>Connectors</b>		
VBRC	Straight connector - food bar to food bar	68,6 x 48,3 x 10,8
VBRC90	Corner connector - food bar to food bar	91,4 x 91,4 x 10,8
VCS32CNT	Straight connector - cart to standard height food bar / work table	68,6 x 51,75 x 8,26
VCSCNL	Straight connector - cart to low height food bar / work table	68,6 x 51,75 x 21,59

Case Pack: 1 Versa Food Bar, Versa Work Table, Versa Cart, Connectors, Well Cover Colors: Black (110), \*Hot Red (158), \*Navy Blue (186), \*Kentucky Green (519).

Tray Rail and End Table Colors Only: Granite Gray (191), \*\*Black (110).

\*Made to order colors for Versa Food Bar, Versa Work Table, Versa Cart, Connectors, Well Cover, Tray Rail and End Table.

\*\*Made to order color for Tray Rail and End Table only. Made to order items not carried in stock, non-returnable.

## FOOD BAR ACCESSORIES

### Every Accessory You Need

- Crock and Salad Bowl Holders highlight and organize salads, condiments and dressings.
- Tray Rails offer convenience for your patrons.

See Camwear® Food Pans and Crock section for more information.

**Versa Cart with Dual Tray Rails** (VCSWR & VCSWRHD): All orders receive the tray rails in Granite Gray (191).

To choose a different color tray rail you must order the Versa Cart Without Rails (VCS or VCSHD) and the tray rails (VCS32R) separately.

**Connector Colors:** Black (110), Hot Red (158), Navy Blue (186), Kentucky Green (519).

**Vinyl Cover Color:** Opaque (000).

**Sign Holder Color:** Clear (152).

**Buffet Camchiller® Color:** Cold Blue (159).

**Divider Bar Colors:** White (148), Clear (152).

**Well Cover Colors:** Black (110), Hot Red (158), Navy Blue (186), Kentucky Green (519).

**Keyboard Tray Color:** Black (110).

**Crock, Salad Bowl Holders Colors:** White (148), Granite Gray (191).

Versa Food Bar is covered under U.S. Patent D 615,323 S and D 620,730. Versa Food Bar Ultra Series is covered under U.S. Patent D702,066 S. Versa Cart is covered under U.S. Patent D 653,830 S. Buffet Camchiller is covered under U.S. Patent D 618,4765 S. All other parts patent pending.

\*Items are not NSF Listed.

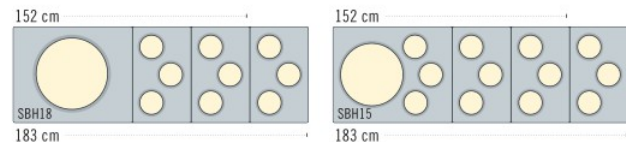


– 183 cm models hold 5 full size Pans with Divider Bars.

– 152 cm models hold 4 full size Pans with Divider Bars.

– Fractional Size Pans can be used in many variations with Divider Bars. Mix and match sizes to fit your needs.

Two Salad Bowl Holder models available, SBH18 and SBH15. Crock Holder, CPH3, holds 1,4 and 2,6 L crocks.



– 183 cm models hold a Salad Bowl Holder and 3 ea. Crock Holders.

– 152 cm models hold a Salad Bowl Holder and 2 ea. Crock Holders.

CODE	DESCRIPTION	OVERALL EXTERIOR DIMENSIONS L x W x H	CASE PACK
VBRR5	Tray rail for 152 cm - Versa Food Bar / Versa Work Table	134,6 x 29,2 x 11,6 cm	1
VBRR6	Tray rail for 183 cm - Versa Food Bar / Versa Work Table	167,6 x 29,2 x 11,6	1
VCS32R	Tray rail for - Versa Cart	71,12 x 29,7 x 12,7	1
VBRTBL	End table for Versa Food Bar and work table	68,6 x 55,88 x 11,43	1
VBRCVR5*	Vinyl cover for 152 cm Versa Food Bar	185,4 x 110,5 x 116,8	1
VBRCVR6*	Vinyl cover for 183 cm Versa Food Bar	210,8 x 110,5 x 116,8	1
VBRTCVR5*	Vinyl cover for 152 cm Versa Work Table	177,8 x 85,1 x 53,3	1
VBRTCVR6*	Vinyl cover for 183 cm Versa Work Table	210,8 x 85,1 x 53,3	1
VCSCVR*	Vinyl cover for Versa Cart	106,7 x 83,8 x 91,4	1
VBRSHTS*	Versa Food Bar sign holder	91,4 x 15,2 x 23,5	1
DIV12	30,5 cm divider bars	32,39	3
DIV20	51 cm divider bars	53,02	3
CPH3	Crock holder holds 1,4 & 2,6 L	L 33 x W 53	1
SBH15	Salad bowl holder holds a 38,1 cm bowl and 3 crocks	L 65,5 x W 53	1
SBH18	Salad bowl holder holds an 45,7 cm bowl	L 65,5 x W 53	1
CPB1220	Buffet Camchiller for Versa Food Bars, Work Tables and table top food bars	46,99 x 32,07 x 10,16	1
VBRWC	Versa well cover for Versa Food Bar/Work Table	53,02 x 33,02 x 5,08	1
VCS32KEYT	Versa Cart keyboard tray	52,4 x 25,71 x 5,08	1

Versa Food Bar includes Versa Food Bar with and without cabinet.

# TABLE TOP FOOD BARS, BUFFET BARS & SNEEZE GUARDS



## Table Top Food Bars

- Turn a 122-183 cm table into a double-sided self service buffet or beverage station.

- Thick, foam-insulated well keeps food cold for hours with Buffet Camchillers or ice.
- Drain plug allows for quick and easy clean-up.

## Buffet Bars

- Ideal for holding snacks and cold beverages.
- The Buffet Bar with Sneeze Guard is perfect for single-sided, self-serve buffets.

**Food Bar Colors:** Black (110), Navy Blue (186), Kentucky Green (519), Hot Red (158).

Crock Holder and Salad Bowl Holders available in White (148), Granite Gray (191), Sandstone (614).

BUF48 and BUF72 are NSF listed.

NSF listed for non-direct food contact only.



**4FBRTT Table Top Food Bar**  
Buffet Camchiller® available.



**BBR480 Buffet Bar with Sneeze Guard**



**BUF48 Buffet Bar Base**

Merchandises soft drinks on ice to increase beverage sales.

CODE	OVERALL EXTERIOR DIMENSIONS L x W x H	FULL SIZE PAN CAPACITY	WELL INTERIOR DIMENSIONS L x W x D
<b>Table Top Food Bars</b>			
6FBRTT	181,6 x 84,5 x 68,6 cm	5	159,7 x 51,1 x 16,5 cm
5FBRTT	161,3 x 84,5 x 68,6	4	127,2 x 51,1 x 16,5
4FBRTT	129,5 x 84,5 x 68,6	3	94,6 x 51,1 x 16,5
<b>Buffet Bars</b>			
BUF72	171,5 x 61 x 17,8	5	159,7 x 51,1 x 12,7
BUF48	106,2 x 61 x 17,8	3	94,6 x 51,1 x 12,7
<b>Buffet Bars w/Sneeze Guard</b>			
BBR720	187,6 x 61,3 x 62,2	5	159,7 x 51,1 x 12,7
BBR480	121,9 x 61,3 x 62,2	3	94,8 x 51,1 x 12,7

Case Pack: 1

## **CAMKIOSK® SYSTEM – EVERY EVENT OR LOCATION IS AN OPPORTUNITY FOR PROFITS**



- Build sales off premise and in non-traditional locations.
- Two insulated food storage cabinets maintain safe hot or cold food and/or beverage temperatures for hours.
- Use optional well covers to cover food pan wells and increase countertop space.
- Durable, all-weather polyethylene exterior with foam insulation will not crack, dent, bubble, chip, rust or break.
- Heavy duty 15,2 cm casters roll smoothly from kitchen to location then lock in place.

# CAMKIOSK® CARTS



Telescoping poles enable canopy to lower 30,5 cm for quick and easy storage.



KVC854C Cart with 4 pan wells & canopy.

### Cart Colors

- 186 Navy Blue
- 158 Hot Red

### Canopy Color

- 157 Beige

### Cart Colors

- 191 Granite Grey
- 192 Granite Green
- 519 Kentucky Green

### Canopy Color

- 519 Kentucky Green

- 426 Black Base with Granite Grey Top & Doors

Personalize your CamKiosk Cart to promote your brand.

#### CANOPY TRIM AND TOP PANEL

(Charges per side)

- One Color** \*\*
- Two Color** \*\*
- Three Color** \*\*

#### FRONT DISPLAY PANEL

(Cruising Café® panel standard)

- Set Up Charge per Panel** \*\*
- Charge per Color** \*\*

\*\*Contact your Cambro representative for pricing.



Camchillers® keep cold packaged foods cold during transport and service when placed directly on top of food pan wells or at the top of the CamKiosk's insulated holding cabinet.



4 well top



6 well top

**Well Cover Colors:** Black (110), Hot Red (158), Navy Blue (186), Kentucky Green (519), Granite Grey (191), Granite Green (192).

**15,24 cm Casters:** 2 fixed, 2 swivel, 2 with brake.

**Cutting Board Color:** White (148).

**Camchiller Color:** Cold Blue (159).

**ThermoBarrier Color:** Slate Blue (401).



Camchiller & ThermoBarrier

CODE	FULL SIZE PAN WELLS	OVERALL DIMENSIONS L x W x H
<b>CamKiosk Carts</b>		
KVC854	4	216 x 85 x 179 cm
KVC854C	4	216 x 85 x 239
KVC856	6	216 x 85 x 179
KVC856C	6	216 x 85 x 239
<b>C:</b> Canopy		

#### Holding Capacity Per Compartment

Two holding cabinets store hot or cold food in Gastronorm Food Pans with Covers.

- 12 GN 1/1 full size 6,5 cm deep pans or 8 GN 1/1 full size 10 cm deep pans or 6 GN 1/1 full size 15 cm deep pans or 4 GN 1/1 full size 20 cm deep pans.
- 4 each 2025 Camtrays or 8 each 3253 Camtrays.

CODE	DESCRIPTION	DIMENSIONS L x W x H	CASE PACK
<b>Optional Accessories</b>			
CB1220	Cutting board	53,5 x 33,5 x 1,3 cm	1
CP814	20,32 x 35,56 cm Camchiller	3,81 x 20,32 x 35,56	1
CP1220	Camchiller	53 x 33 x 3,8	1
WCR1220	Well cover	53,5 x 33 x 5	1
1600DIV	ThermoBarrier® insulated shelf	53 x 33,5 x 3,8	2



# CAMKIOSK® HAND SINK CART, WORK STATION & EQUIPMENT STAND

## Hand Sink Cart

- Self-contained, electric hand washing system can be used alone or with CamKiosk Cart.
- Run hot and cold water for up to 70 hand washings.
- Includes: double sink, two 19 L fresh water tanks, two 28,5 L waste-water bins, hand soap dispenser and paper towel roll holder.
- Durable polyethylene will not crack, dent, bubble, chip or break.
- Hand Sink Cart is designed for hand washing. It contains no filter for purifying water for drinking.
- Faucet is compliant with lead-free regulations.

**Colors:** Granite Grey (191), Granite Green (192), Navy Blue (186), Hot Red (158), Kentucky Green (519), Black Base with Granite Grey Top & Doors (426).

**15,2 cm Casters:** 2 fixed, 2 swivel, 2 with brake.

Hand Sink Cart is covered by U.S. Patent 6,173,458 B1.



Water heater and water pump draw a maximum of 11,25 amps and 0,7 amps, respectively. Hand Sink Cart electrical system runs on an average 10 amps.

ADA faucet available. Contact Cambro Customer Service for information.

Hand Sink Cart is designed for hand washing. It contains no filter for purifying water for drinking.



CODE	VOLTAGE	DIMENSIONS L x W x H
KSC402	110V	103 x 84 x 116 cm

Case Pack: 1

## Work Station

- Use to merchandise menu items, additional work space or to complete sales transactions.
- Large dry storage cabinet below is perfect for holding supplies.
- Extremely durable all-weather polyethylene will not crack, dent, bubble, chip, rust or break.

**Colors:** Granite Grey (191), Granite Green (192), Navy Blue (186), Hot Red (158), Kentucky Green (519), Black Base with Granite Grey Top & Doors (426).

**15,2 cm Casters:** 2 fixed, 2 swivel, 2 with brake.

**Top work area dimensions:** 57,2 x 66 cm



Shown with optional cutting board and paper towel roll dispenser.



CODE	DESCRIPTION	DIMENSIONS L x W x H
KWS40	Work station	103 x 84 x 116 cm
CB1220	Cutting board	53,5 x 33,5 x 1,3

Case Pack: 1

## Equipment Stand

- Perfect for self-serve stations, prep areas or cash register service.
- Counter and side openings for electrical cords and cables.
- Durable, lightweight polyethylene will not crack, dent, bubble, chip, rust or break.
- No assembly required.

**Color:** Black (110).

**12,7 Casters:** 2 fixed, 2 swivel with brake.

\*Special order item not carried in stock – non-returnable.



Cutaway chair area gives ample space for comfortable seating.

CODE	DESCRIPTION	OVERALL DIM. W x D x H**
ES28	Stand only	71 x 71 x 99 cm
ES28RL*	Stand w/rails on right and left sides of drawer	112 x 71 x 99

\*\*Width includes tray rails. Height includes casters.

# CAMCRUISER® VENDING CARTS

- Add revenue opportunities away from the kitchen or cafeteria and reduce wait times.
- Durable polyethylene will not crack, dent, bubble, chip, rust or break.
- Display panel can be personalized with a custom logo or message.
- Larger models CVC724 & CVC72 have insulated food storage compartments and full-size food pan wells.
- Compact model CVC55 has two open storage compartments, a single food pan well, cutting board and umbrella.

Cart Colors	Umbrella Colors
Black (110)	
Hot Red (158)	
Kentucky Green (519)	
Granite Gray (191)	
Granite Green (192)	



CVC724

**OPEN COMPARTMENT DIMENSIONS:**  
W 33,5 x D 61,5 x H 34 cm



CVC72

## CVC72 & CVC724



CVC724 Four full size food pan wells. Replace with cutting boards or well covers to create additional work space.



CVC72 One full size food pan well and 2 larger merchandising wells.



Open holding compartment conveniently stores cash box and tray.

CODE	CVC724	CVC72	CVC55
<b>OVERALL DIMENSION*</b> L x W x H	189 x 81 x 239 cm	189 x 81 x 239 cm	140 x 80 x 238 cm
<b>WORK COUNTER HEIGHT</b>	93 cm	93 cm	101 cm
<b>COUNTER WELLS HOLD</b>	4 GN 1/1	Center well, 1 GN 1/1 2 outer wells, L 56 x W 39 x D 15 cm	1 GN 1/1
<b>CLOSED COMPARTMENT CAPACITY (EACH)</b>	2 GN 1/1-20 cm + 2 GN 1/1-6,5 cm deep pans or 4 GN 1/1-15 cm deep pans or 6 GN 1/1-10 cm deep pans or 8 GN 1/1-6,5 cm deep pans or 4 each 2025 Camtrays or 8 each 3253 Camtrays	2 full size 20 cm + 2 GN 1/1-6,5 cm deep pans or 4 GN 1/1-15 cm deep pans or 6 GN 1/1-10 cm deep pans or 8 GN 1/1-6,5 cm deep pans or 4 each 2025 Camtrays or 8 each 3253 Camtrays	—
<b>OPEN COMPARTMENT CAPACITY</b>	1 cash drawer and 1 GN 1/1-15 cm deep pan or 2 GN 1/1-10 cm deep pans or 3 GN 1/1-6,5 cm deep pans	1 cash drawer and 1 GN 1/1-15 cm deep pan or 2 GN 1/1-10 cm deep pans or 3 GN 1/1-6,5 cm deep pans	—
<b>UMBRELLA DIAMETER</b>	183 cm	183 cm	152 cm
<b>CASTERS</b>	20,3 cm - 4 swivel with brake	20,3 cm - 4 swivel with brake	15,2 cm - 2 fixed, 2 swivel with brake
<b>CASH DRAWER</b>	Yes	Yes	—
<b>MENU BOARD</b>	Yes	Yes	—
<b>DISPLAY PANEL</b>	Yes	Yes	Yes
<b>MOLDED IN HANDLES</b>	2	2	1

\*Includes Umbrella. Serving counter height is 130 cm.

# CAMCRUISER® VENDING CARTS



CVC55

Unit ships with umbrella and cutting board. Front display panel can be personalized.



Pizza Camcruiser



Sandwich Camcruiser



Hot Dog Camcruiser



Soft Drink Camcruiser

## Display Panel Personalization

Provide complete, finished, camera-ready artwork and indicate positioning on display panel. Ink colors must be specified. Choose 1-4 colors.

### Size of imprinting area:

CVC72 and CVC724  
W 53,5 x H 74,5 cm  
CVC55 W 112,5 x H 74,5 cm.

Artist's fee of \*\*net/hour will be charged to any order submitted without camera-ready artwork.

Cambro will contact you prior to completing any work if this fee will be charged.

Set up charge of \*\*net per design, plus \*\*net per color.

Allow for three week production lead time once final proofs are approved.

CVC72 and CVC724 - Campus Cuisine display panel standard with all orders unless custom personalization requested.

\*\*Contact your Cambro representative for pricing.

**Cutting Board Color:** White (148).  
**Camchiller Color:** Cold Blue (159).  
**Divider Bar Colors:** White (148), Clear (135).  
**Retainer Strap Color:** Black (110).  
**ThermoBarrier® Color:** Slate Blue (401).  
 Well Cover Color matches cart.  
 CVC55 is covered by U.S. Patent D 362,102.



Camchiller, ThermoBarrier, and Divider Bar.



Compartments are open for storage and easy access to equipment and supplies for your vending operations. Optional retainer strap is sold separately.

**LEFT COMPARTMENT DIMENSIONS:**  
W 61,5 x D 72,5 x H 70 cm

**RIGHT COMPARTMENT DIMENSIONS:**  
W 54,5 x D 72,5 x H 70 cm

## CVC55



Set up with full and fractional size food pans and divider bars to increase product offerings.



Electrical or soda line conveniently drops through 10 x 17 cm opening in counter. Cover is standard with cart.

CODE	DESCRIPTION	FITS	OVERALL DIM. L x W x H
<b>Optional Accessories</b>			
CB1220	Cutting board	CVC724, CVC72, CVC55	53,5 x 33,5 x 1,3 cm
CP1220	Camchiller®	CVC724, CVC72	53 x 33 x 3,8
DIV12	Divider bar	CVC724, CVC72, CVC55	32,5 long
WCR1220	Well cover	CVC724, CVC72, CVC55	53,5 x 33 x 5
730STP	Retainer strap	CVC55	—

**DIV12 Case Pack:** 3 **730STP Case Pack:** 2 **All Others Case Pack:** 1  
 Camchiller, ThermoBarrier & Divider Bar are NSF listed.

# CAMSHELVING PREMIUM® SERIES FLEX STATION SYSTEM

Grab-N-Go solution for K-12 schools



Promote healthy eating habits

Setup anywhere in school

Reduces serving time

CPM244867FX1

# CAMSHELVING PREMIUM® SERIES FLEX STATION SYSTEM

Ideal for takeout, delivery or curbside staging needs



Customize as needed for holding or storing inside or outside

# CAMSHELVING PREMIUM® SERIES FLEX STATIONS



CPM244867FX3 (1700 mm H)  
CPM244875FX4 (1910 mm H)

CPM244875FX5



CODE	DESCRIPTION	DIMENSIONS D x L x H
<b>Premium® Series Flex Stations</b>		
CPM244867FX1	4 Tiers with Angled Divider Bars	610 x 1220 x 1700 mm
CPM244867FX2	1 Solid Shelf, 3 Tiers with Angled Divider Bars	610 x 1220 x 1700
CPM244867FX3	4 Solid Shelves with Divider Panels	610 x 1220 x 1700
CPM244875FX4	4 Solid Shelves with Divider Panels	610 x 1220 x 1910
CPM244875FX5	2 Solid Shelves, 3 Tiers with Angled Divider Bars	610 x 1220 x 1910
<b>Merchandiser Kits</b>		
CSFLEXMERCH	Fast & Fresh Full Kit – 2 side panels, 1 top panel	<b>W x H</b> 58,42 x 142,24 cm Side 122 x 20,32 cm Header
CSFLEXMERCH2	Pickup & Go Full Kit – 2 side panels, 1 top panel	58,42 x 142,24 cm Side 122 x 20,32 cm Header
CSFLEXMERCH3	Fast & Fresh Top Panel Kit	122 x 20,32 cm
CSFLEXMERCH4	Pickup & Go Top Panel Kit	122 x 20,32 cm

Case Pack: 1 Premium Flex Station Color: Speckled Gray (480). Made in USA only.



\* Shelving, and divider panels.

# VERSA ORGANIZERS

- Use to store non-perishable condiments, disposable ware and napkins.
- Hold bins in 2 x 3, 2 x 4, 3 x 3, or 3 x 4 arrangements.
- Made of seamless, one-piece polyethylene.
- Set on flat surface or wall mount each bin holds up to 4,5 kg.
- Easy to assemble and easy to clean.

**Bins only colors:** Dark Brown (131), Black (110), Slate Blue (401), Speckled Grey (480).

Versa line combined pack bins & racks.

**Colors:** Black (110), Speckled Grey (480).



**STOCK PRODUCTS & COLORS AVAILABLE IN OUR EUROPEAN WAREHOUSE**

5412CBP: (131), (480)  
6RS6: (480)



12RS12 Versa Organizer shown mounted on wall.



Bins sold separately (5412CBP) or as combined packs.



12RS12



9RS9



8RS8



6RS6

CODE	DESCRIPTION	PRODUCT DIMENSIONS W x D x H	CASE PACK
5412CBP	Bin only	13 x 30,5 x 11 cm	12
<b>Versa Line Combined Pack</b>		<b>L x D x H (complete unit)</b>	
12RS12	Rack w/12 bins	64,8 x 54,3 x 36,2	1
9RS9	Rack w/9 bins	51,1 x 54,3 x 36,2	1
8RS8	Rack w/8 bins	64,8 x 48,8 x 24,1	1
6RS6	Rack w/6 bins	51,1 x 48,8 x 24,1	1

# PORTABLE CAMBARS<sup>®</sup>

## A BAR FOR ALL OCCASIONS.

Portable and versatile, the CamBar makes outfitting events an opportunity rather than a hassle. CamBars deliver function and style whether you're pouring a drink from a bottle or creating a wide-variety of on-demand beverages.





# BUILD YOUR CAMBAR®

**SIZE** Cambars® come in three sizes



**SMALL** | DIMENSIONS  
Length: 137,2 cm  
Width: 65,7 cm  
Height: 117,2 cm



**MEDIUM** | DIMENSIONS  
Length: 171,5 cm  
Width: 72,4 cm  
Height: 120,7 cm



**LARGE** | DIMENSIONS  
Length: 184,8 cm  
Width: 66 cm  
Height: 121,2 cm

**DESIGN** Select from a variety of colors and decors [Click to enlarge the images](#)

## STANDARD DECOR

Black  
110



Charcoal  
Gray  
615



Dark  
Brown  
131



Slate Blue  
401



Black Base with  
Granite Gray  
420



## DESIGNER DECOR

Chicago  
770



Carmel  
669



**FEATURES** Cambars® offer a variety of features to satisfy any beverage needs



Post-Mix 8 button  
(BAR730 Complete System)



Pre-Mix 6 button  
(BAR730 Complete System)



Exclusive Cold Plate

- 5 & 7-bottle speed rail
- 36,3 kg capacity ice sink
- 12,7 cm swivel casters, 2 with brake
- Vinyl cover
- Ice sink cover
- Waste-water bin
- Retainer Strap



# BAR540

Highly portable, compact beverage bar for limited space.



### DIMENSIONS

Length: 137,2 cm  
 Width: 65,7 cm  
 Height: 117,2 cm

### FEATURES

- 5-bottle speed rail
- 36,3 kg capacity ice sink
- Four 12,7 cm swivel casters, 2 with brake
- Vinyl cover

### AVAILABLE IN THESE COLORS



**Black**  
110



**Dark Brown**  
131



**Slate Blue**  
401



**Granite Gray**  
191



**Granite Sand**  
194



**Charcoal Gray**  
615

Click to enlarge the images

	BAR540	BAR540DS
ICE SINK AND COVER	Sink Only	Sink Only
SPEED RAIL	5 bottle	5 or 7 bottle
VINYL COVER	YES	YES

All BAR540 models include four 12,7 cm swivel casters, two with brake.



# BAR650

Mid-size beverage bar that fits standard elevators, ideal for off-premises catering.



### DIMENSIONS

Length: 171,5 cm  
 Width: 72,4 cm  
 Height: 120,7 cm

### FEATURES

- 7-bottle speed rail
- 36,3 kg capacity ice sink
- Vinyl cover
- Ice sink and cover
- Waste-water bin
- Retainer Strap

### AVAILABLE IN THESE COLORS



Black  
110



Granite Gray with Black Base  
420



Chicago  
770



Carmel  
669

Click to enlarge the images

	BAR650 BAR650DS	BAR650CP BAR650DSCP	BAR650PM BAR650DSPM	BAR650PMT BAR650DSPMT	BAR650DX BAR650SDX
BAG IN BOX SYRUPS PUMPS			3	3	
BAG IN BOX RACK (HOLDS 3 BOXES)			1	1	
CARBONATOR			YES	YES	
CO2 REGULATOR			YES	YES	YES
CO2 CLAMP & CHAIN		YES	YES	YES	YES
8 CIRCUIT COLD PLATE IN ICE SINK		YES	YES	YES	YES
ICE SINK AND COVER	YES	YES	YES	YES	YES
RETAINER STRAP	1	1	1	1	1
SPEED RAIL	7 bottle	7 bottle	7 bottle	7 bottle	7 bottle
WATER PUMP			YES	YES	
WATER TANK				YES	
WATER LINK HOOK UP (CITY SOURCE)			YES	YES	
WASTE WATER BIN	YES	YES	YES	YES	YES
VINYL COVER	YES	YES	YES	YES	YES

All BAR650 and BAR730 models include four 6" (15,24 cm) swivel casters, two with brake.

**BAR730**  
Spacious rolling bar for banquets and large events.

**FEATURES**

- 7-bottle speed rail
- 36,3 kg capacity ice sink
- 6 & 8-button soda gun
- Vinyl cover
- Ice sink and cover
- Waste-water bin
- Retainer Strap

**AVAILABLE IN THESE COLORS**

- Black 110
- Granite Gray with Black Base 420
- Chicago 770
- Carmel 669

**DIMENSIONS**  
Length: 184,8 cm  
Width: 66 cm  
Height: 121,2 cm

Click to enlarge the images

	BAR730 BAR730DS	BAR730CP BAR730DSCP	BAR730PM BAR730DSPM	BAR730PMT BAR730DSPMT	BAR730DX BAR730DSDX
BAG IN BOX SYRUPS PUMPS			6	6	
BAG IN BOX RACK (HOLDS 3 BOXES)			2	2	
CARBONATOR			YES	YES	
CO2 REGULATOR			YES	YES	YES
CO2 CLAMP & CHAIN		YES	YES	YES	YES
8 CIRCUIT COLD PLATE IN ICE SINK		YES	YES	YES	YES
ICE SINK AND COVER	YES	YES	YES	YES	YES
RETAINER STRAP	2	2	2	2	2
SODA GUN			8 button	8 button	6 button
SPEED RAIL	7 bottle	7 bottle	7 bottle	7 bottle	7 bottle
WATER PUMP			YES	YES	
WATER TANK				YES	
WATER LINK HOOK UP (CITY SOURCE)			YES	YES	
WASTE WATER BIN	YES	YES	YES	YES	YES
VINYL COVER	YES	YES	YES	YES	YES

All BAR650 and BAR730 models include four 15,24 cm swivel casters, two with brake.


# CAMBAR® POST-MIX FEATURES

## Redesigned for Peak Functionality

- Soda gun and GFI-protected 110V outlet are ergonomically positioned for convenient operation access and maximized workspace.

- NSF listed beverage line with Flushable Glas-Flex™ liner for easy flushing and changing of even the strongest flavors.
- Hygienic and easy-to-clean.


## FRONT



Pumps built into stainless steel box.

Color-coded syrup lines with Flushable Glas-Flex™ liner for easy flushing and changing of even the strongest flavors.

## BACK



A/C outlet with on/off switch for using a blender or other bar equipment.

Soda gun holsters onto shelf, leaving workspace clear.

Straps with molded anchors and eyelets anchor tanks to the unit.

Stainless steel rack to hold bag in the box.

Waste tank.

Easy access to remove soda gun as needed.

Fresh water tank.

## CAMBAR® INDEX

CODE	VOLTS	WATER TANK	DECOR	DIMENSIONS (L x W x H)	UNIT WEIGHT
<b>BAR540</b>					
BAR540			Standard	114 x 65,7 x 117 cm	55,6 kg.
BAR540DS			Designer	114 x 65,7 x 117 cm	65,8 kg.
<b>BAR650</b>					
BAR650			Standard	171,5 x 72,5 x 120,7 cm	98 kg.
BAR650DS			Designer	171,5 x 72,5 x 120,7 cm	98,5 kg.
BAR650CP			Standard	171,5 x 72,5 x 120,7 cm	144,3 kg.
BAR650DSCP	110		Designer	171,5 x 72,5 x 120,7 cm	139,4 kg.
BAR650PM	110	YES	Standard	171,5 x 72,5 x 120,7 cm	163,4 kg.
BAR650DSPM	220	YES	Standard	171,5 x 72,5 x 120,7 cm	166,6 kg.
BAR650PMT	110		Standard	171,5 x 72,5 x 120,7 cm	183,4 kg.
BAR650DSPMT	110	YES	Designer	171,5 x 72,5 x 120,7 cm	175,5 kg.
BAR650DX	220	YES	Designer	171,5 x 72,5 x 120,7 cm	154,5 kg.
BAR650SDX			Designer	171,5 x 72,5 x 120,7 cm	139,4 kg.
<b>BAR730</b>					
BAR730			Standard	184,8 x 66 x 121,2 cm	103,8 kg.
BAR730DS			Designer	197,2 x 72,4 x 120,7 cm	133,9 kg.
BAR730CP			Standard	184,8 x 66 x 121,2 cm	134,4 kg.
BAR730DSCP			Designer	197,2 x 72,4 x 120,7 cm	185,7 kg.
BAR730PM	110		Standard	184,8 x 66 x 121,2 cm	163,4 kg.
BAR730PMT	110	YES	Standard	184,8 x 66 x 121,2 cm	172,5 kg.
BAR730PMT220	220	YES	Standard	184,8 x 66 x 121,2 cm	172,5 kg.
BAR730DSPM	110		Designer	197,2 x 72,4 x 120,7 cm	180,7 kg.
BAR730DSPMT	110	YES	Designer	197,2 x 72,4 x 120,7 cm	189,8 kg.
BAR730DSPMT2	220	YES	Designer	197,2 x 72,4 x 120,7 cm	189,8 kg.
BAR730DX			Standard	184,8 x 66 x 121,2 cm	161,7 kg.
BAR730SDX		YES	Designer	197,2 x 72,4 x 120,7 cm	153,5 kg.

### OPTIONAL ACCESSORIES FOR CAMBARS

CODE	DESCRIPTION
650WS	Wire shelf for BAR650
730WS	Wire shelf for BAR730
730SR	7 bottle speed rail
BAR54SR	5 bottle speed rail

## SLIDINGLID™ ICE CADDIES

- Polyethylene body and thick foam insulation hold ice for days.
- Rugged, all-weather exterior will not crack, dent, bubble, chip, rust or break.
- Unique sliding lid slides back and under during use, reducing risk of cross-contamination.
- Recessed well and drain shelf keep ice out of water, extending holding times.
- Recessed, molded-in handles ease lifting and maneuvering.
- Slant top sliding lid units fit under prep/catering tables and counters.

**Colors:** Black (110), Slate Blue (401), Dark Brown (131), Coffee Beige (157), Granite Grey (191).

SlidingLid Ice Caddies ICS125L, ICS125L4S, ICS125LB are covered by US Patent D 468,071 S. SlidingLid Ice Caddies ICS100L and ICS100L4S are covered by US Patent D 424,883.



### STOCK PRODUCTS & COLOR AVAILABLE IN OUR EUROPEAN WAREHOUSE

ICS100L, ICS125L: (191)

### Caster Descriptions

Refers to caster type in chart.  
All casters are 12,7 cm.

**A:** 2 fixed, 2 swivel, 1 with brake

**A1:** 2 swivel, 2 with brakes

**B:** 4 swivel, 1 with brake

**C:** 2 swivel, 1 with brake,  
2 20,3 cm Easy Wheels

**D:** 2 swivel, 1 with brake,  
2 25,4 cm Easy Wheels

**E:** 2 swivel, 1 with brake,  
2 25,4 cm Wide Easy Wheels



ICS175LB  
(Short) Shown with  
Rear Easy Wheels.



ICS125L  
(Short)



ICS100L  
(Short)



ICS175T  
(Tall)



ICS175TB  
(Tall) Shown with Rear Easy Wheels.



ICS200TB  
(Tall) Shown with Rear Wide Easy Wheels.



CODE	CAPACITY	EXTERIOR DIMENSIONS W x D x H	CASTER TYPE
<b>Short</b>			
ICS100L	46 kg	57 x 77 x 73 cm	A1
ICS100L4S	46	57 x 77 x 73	B
ICS125L	57	58,5 x 80 x 74,5	A
ICS125LB	57	58,5 x 80 x 74,5	C
ICS175L	80	61 x 95,5 x 74,5	A
ICS175LB	80	61 x 95,5 x 74,5	D
<b>Tall</b>			
ICS125T	57	58,5 x 80 x 88	A
ICS175T	80	58,5 x 86,5 x 95,5	A
ICS175TB	80	58,5 x 86,5 x 95,5	D
ICS200TB	91	58,5 x 86,5 x 100,5	E

Case Pack: 1

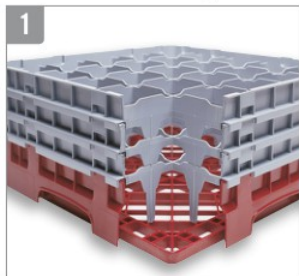
# CAMRACK® 4-IN-1 WAREWASHING SYSTEM



The Camrack System will protect glassware and keep it clean until the next event, eliminating the need for rewashing.

Camrack Cover Seals from the Top and Camdolly® Seals from the Bottom.

## Efficient Washing



Open inside compartments provide thorough circulation of water and cleaning solutions and promote quick and thorough drying.

Long-lasting polypropylene Camracks are built to withstand chemicals and high temperatures up to 93°C.

## Sanitary Storage



Closed outer walls keep fingers and contaminants out and reduce risk of breakage and injury. The Camrack cover and Camdolly make this system completely enclosed. Glassware stays clean in storage, eliminating rewashing.

## Inventory Control




A variety in base rack colors help identify at a glance both contents and quantity per rack. Available in 10 colors.

## Safe, Sanitary Transportation



Camracks can be transported across large campuses or to off-site locations in one single unit.

Easy to grip handles and smooth overlapping sides facilitate safe handling.



Camracks interstack with racks from major manufacturers.



Content labeling options include one-color custom hot stamping or pre-printed clips.



Camracks are covered by one or more of the following patents: Full Base Dish Rack D 412,607. Half Base Dish Rack D 404,176. Half Dish Rack Extender D 400,321. Enlarged Dish Rack Extender D 399,614. Dish Rack with Extender 5,934,486 Utility Patent. Pronged Base Dish Rack D 403,472.



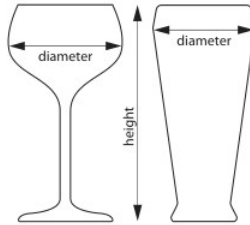


# FULL SIZE CAMRACKS® FOR STEMWARE & TUMBLERS

These racks offer complete protection for all your delicate and valuable stemware and tumblers, from washing and handling to stacking, storing and transporting.

### Choose the correct dishrack:

1. Measure the maximum diameter of your glass (stemware or tumbler) to determine the number of compartments.
2. Measure the maximum height of your glass (stemware or tumbler) to the top edge of the rim to determine the compartment height.



25S534

### STOCK PRODUCTS & COLORS AVAILABLE IN OUR EUROPEAN WAREHOUSE

ALL CAMRACKS: (110), (119), (151), (163), (167), (168), (184), (186), (414), (416)

## 9 COMPARTMENT

**14,9 cm**  
MAXIMUM DIAMETER



	9,2 cm	13,3 cm	17,4 cm	21,5 cm	25,7 cm	29,8 cm
MAXIMUM HEIGHT	9,2 cm	13,3 cm	17,4 cm	21,5 cm	25,7 cm	29,8 cm
CODE	9S318	9S434	9S638	9S800	9S958	9S1114
CASE PACK	5	4	3	2	2	2
EXT. RACK HEIGHT	14,3 cm	18,4 cm	22,5 cm	26,7 cm	30,8 cm	34,9 cm

## 16 COMPARTMENT

**11,11 cm**  
MAXIMUM DIAMETER



	9,2 cm	11,4 cm	13,3 cm	15,5 cm	17,4 cm	19,6 cm
MAXIMUM HEIGHT	9,2 cm	11,4 cm	13,3 cm	15,5 cm	17,4 cm	19,6 cm
CODE	16S318	16S418**	16S434	16S534**	16S638	16S738**
CASE PACK	5	5	4	4	3	3
EXT. RACK HEIGHT	14,3 cm	14,3 cm	18,4 cm	18,4 cm	22,5 cm	22,5 cm
MAXIMUM HEIGHT	21,5 cm	23,8 cm	25,7 cm	27,9 cm	29,8 cm	32 cm
CODE	16S800	16S900**	16S958	16S1058**	16S1114	16S1214**
CASE PACK	2	2	2	2	2	2
EXT. RACK HEIGHT	26,7 cm	26,7 cm	30,8 cm	30,8 cm	34,9 cm	34,9 cm

### Base Rack Colors:



Extender Color: Soft Grey (151). \*\*Compartment Extenders cannot be added. Personalization available. See Camrack personalization and color coding page. For a more accurate color representation, call your sales rep for actual color chips. Contact Customer Service for all special orders.

## FULL SIZE CAMRACKS® FOR STEMWARE & TUMBLERS



**9,84 cm**  
MAXIMUM DIAMETER



### 20 COMPARTMENT

MAXIMUM HEIGHT	9,2 cm	11,4 cm	13,3 cm	15,5 cm	17,4 cm	19,6 cm
CODE	20S318	20S418**	20S434	20S534**	20S638	20S738**
CASE PACK	5	5	4	4	3	3
EXT. RACK HEIGHT	14,3 cm	14,3 cm	18,4 cm	18,4 cm	22,5 cm	22,5 cm
MAXIMUM HEIGHT	21,5 cm	23,8 cm	25,7 cm	27,9 cm	29,8 cm	32 cm
CODE	20S800	20S900**	20S958	20S1058**	20S1114	20S1214**
CASE PACK	2	2	2	2	2	2
EXT. RACK HEIGHT	26,7 cm	26,7 cm	30,8 cm	30,8 cm	34,9 cm	34,9 cm

\*\*Compartment Extenders cannot be added.

**8,7 cm**  
MAXIMUM DIAMETER



### 25 COMPARTMENT

MAXIMUM HEIGHT	9,2 cm	11,4 cm	13,3 cm	15,5 cm	17,4 cm	19,6 cm
CODE	25S318	25S418**	25S434	25S534**	25S638	25S738**
CASE PACK	5	5	4	4	3	3
EXT. RACK HEIGHT	14,3 cm	14,3 cm	18,4 cm	18,4 cm	22,5 cm	22,5 cm
MAXIMUM HEIGHT	21,5 cm	23,8 cm	25,7 cm	27,9 cm	29,8 cm	32 cm
CODE	25S800	25S900**	25S958	25S1058**	25S1114	25S1214**
CASE PACK	2	2	2	2	2	2
EXT. RACK HEIGHT	26,7 cm	26,7 cm	30,8 cm	30,8 cm	34,9 cm	34,9 cm

\*\*Compartment Extenders cannot be added.

**7,94 cm**  
MAXIMUM DIAMETER



### 30 COMPARTMENT

MAXIMUM HEIGHT	9,2 cm	13,3 cm	17,4 cm	21,5 cm	25,7 cm	29,8 cm
CODE	30S318	30S434	30S638	30S800	30S958	30S1114
CASE PACK	5	4	3	2	2	2
EXT. RACK HEIGHT	14,3 cm	18,4 cm	22,5 cm	26,7 cm	30,8 cm	34,9 cm

#### STOCK PRODUCTS & COLORS AVAILABLE IN OUR EUROPEAN WAREHOUSE

ALL CAMRACKS: (110), (119), (151), (163), (167),  
(168), (184), (186), (414), (416)

## FULL SIZE CAMRACKS® FOR STEMWARE & TUMBLERS

**7,3 cm**  
MAXIMUM DIAMETER



### 36 COMPARTMENT

	MAXIMUM HEIGHT	9,2 cm	11,4 cm	13,3 cm	15,5 cm	17,4 cm	19,6 cm
CODE		36S318	36S418**	36S434	36S534**	36S638	36S738**
CASE PACK		5	5	4	4	3	3
EXT. RACK HEIGHT		14,3 cm	14,3 cm	18,4 cm	18,4 cm	22,5 cm	22,5 cm
	MAXIMUM HEIGHT	21,5 cm	23,8 cm	25,7 cm	27,9 cm	29,8 cm	32 cm
CODE		36S800	36S900**	36S958	36S1058**	36S1114	36S1214**
CASE PACK		2	2	2	2	2	2
EXT. RACK HEIGHT		26,7 cm	26,7 cm	30,8 cm	30,8 cm	34,9 cm	34,9 cm

**6,2 cm**  
MAXIMUM DIAMETER



### 49 COMPARTMENT

	MAXIMUM HEIGHT	9,2 cm	13,3 cm	17,4 cm	21,5 cm	25,7 cm	29,8 cm
CODE		49S318	49S434	49S638	49S800	49S958	49S1114
CASE PACK		5	4	3	2	2	2
EXT. RACK HEIGHT		14,3 cm	18,4 cm	22,5 cm	26,7 cm	30,8 cm	34,9 cm

**STOCK PRODUCTS & COLORS AVAILABLE IN OUR EUROPEAN WAREHOUSE**

ALL CAMRACKS: (110), (119), (151), (163), (167), (168), (184), (186), (414), (416)



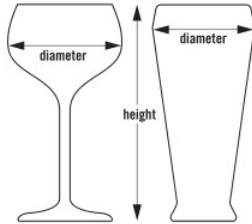
**Base Rack Colors:**



**Extender Color:** Soft Grey (151). \*\*Compartment Extenders cannot be added. Personalization available. See Camrack personalization and color coding page. For a more accurate color representation, call your sales rep for actual color chips. Contact Customer Service for all special orders.

# HALF SIZE CAMRACKS® FOR STEMWARE & TUMBLERS

- Very effective for carrying less weight and for storing drinkware in space-restricted locations.
- Ideal for small under-counter glasswashers.



10HS434

**10,3 cm**  
MAXIMUM DIAMETER



## 8 COMPARTMENT

	MAXIMUM HEIGHT	9,2 cm	13,3 cm	17,4 cm	21,5 cm	25,7 cm	29,8 cm
CODE		8HS318	8HS434	8HS638	8HS800	8HS958	8HS1114
CASE PACK		5	4	3	2	2	2
EXT. RACK HEIGHT		14,3 cm	18,4 cm	22,5 cm	26,7 cm	30,8 cm	34,9 cm

**8,7 cm**  
MAXIMUM DIAMETER



## 10 COMPARTMENT

	MAXIMUM HEIGHT	9,2 cm	13,3 cm	17,4 cm	21,5 cm	25,7 cm	29,8 cm
CODE		10HS318	10HS434	10HS638	10HS800	10HS958	10HS1114
CASE PACK		5	4	3	2	2	2
EXT. RACK HEIGHT		14,3 cm	18,4 cm	22,5 cm	26,7 cm	30,8 cm	34,9 cm

**7,3 cm**  
MAXIMUM DIAMETER



## 17 COMPARTMENT

	MAXIMUM HEIGHT	9,2 cm	13,3 cm	17,4 cm	21,5 cm	25,7 cm	29,8 cm
CODE		17HS318	17HS434	17HS638	17HS800	17HS958	17HS1114
CASE PACK		5	4	3	2	2	2
EXT. RACK HEIGHT		14,3 cm	18,4 cm	22,5 cm	26,7 cm	30,8 cm	34,9 cm


### Base Rack Colors:




119 Sherwood Green



151 Soft Grey



167 Brown



184 Beige



186 Navy Blue



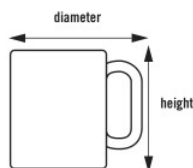
416 Cranberry

**Extender Color:** Soft Grey (151). Personalization available. See Camrack personalization and color coding page. For a more accurate color representation, call your sales rep for actual color chips. Contact Customer Service for all special orders.

# CAMRACK® FULL & HALF SIZE CUP RACKS



- Tilt feature drains water from mug or cup bases for quick and sanitary drying.



16C414

**11,1 x 10,95 cm**

COMPARTMENT DIMENSIONS



**16** COMPARTMENT

	MAXIMUM HEIGHT	6,6 cm	10,7 cm	14,9 cm
CODE		16C258	16C414	16C578
CASE PACK		6	5	4
EXT. RACK HEIGHT		10,1 cm	14,3 cm	18,4 cm

**STOCK PRODUCTS & COLORS AVAILABLE IN OUR EUROPEAN WAREHOUSE**

16C258, 16C414, 16C578, 20C258, 20C414: (151)

**11,1 x 8,73 cm**

COMPARTMENT DIMENSIONS



**20** COMPARTMENT

	MAXIMUM HEIGHT	6,6 cm	10,7 cm
CODE		20C258	20C414
CASE PACK		6	5
EXT. RACK HEIGHT		10,1 cm	14,3 cm



**10,4 x 11,1 cm**

COMPARTMENT DIMENSIONS



**8** COMPARTMENT

	MAXIMUM HEIGHT	6,6 cm	10,7 cm
CODE		8HC258	8HC414
CASE PACK		6	5
EXT. RACK HEIGHT		10,1 cm	14,3 cm

## Glass and Cup Keepers

Color: Beige (133).

- Raised ribs for easy draining and drying.
- Holds 20 glasses or 12 cups per layer.



**10,4 x 8,73 cm**

COMPARTMENT DIMENSIONS



**10** COMPARTMENT

	MAXIMUM HEIGHT	6,6 cm	10,7 cm
CODE		10HC258	10HC414
CASE PACK		6	5
EXT. RACK HEIGHT		10,1 cm	14,3 cm



Max. Glass Inside Rim Diameter: GK2000: 6,6 cm

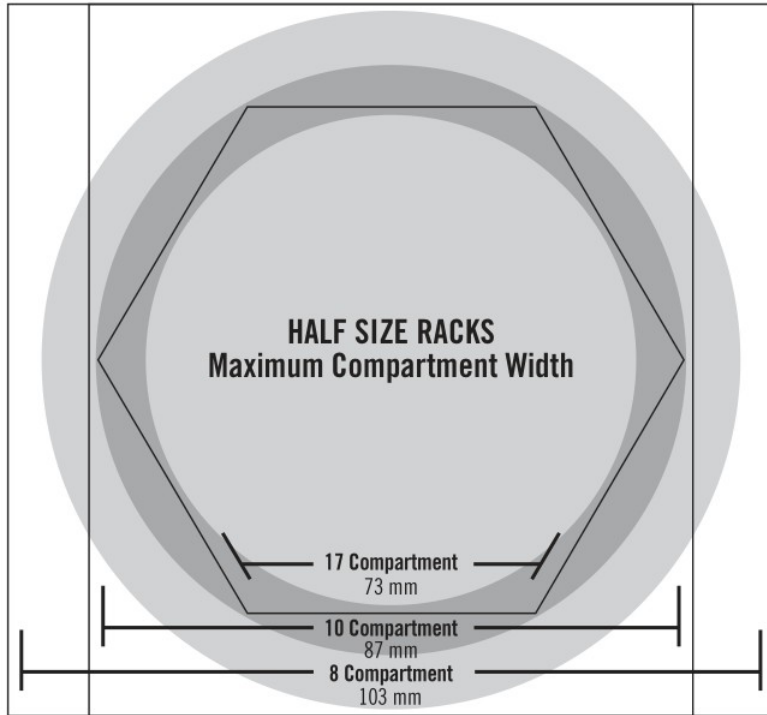


Max. Cup Inside Rim Diameter: KK1200: 7,4 cm

**Base Cup Rack Color:** Soft Grey (151). **Extender Color:** Soft Grey (151). Personalization available. See Camrack personalization and color coding page. Contact Customer Service for all special orders.

CODE	SIZE	CASE PACK
<b>Glass Keepers</b>		
GK2000 (Regal)	35,6 x 45,7 cm	12
<b>Cup Keepers</b>		
KK1200 (Regal)	35,4 x 45,4	12

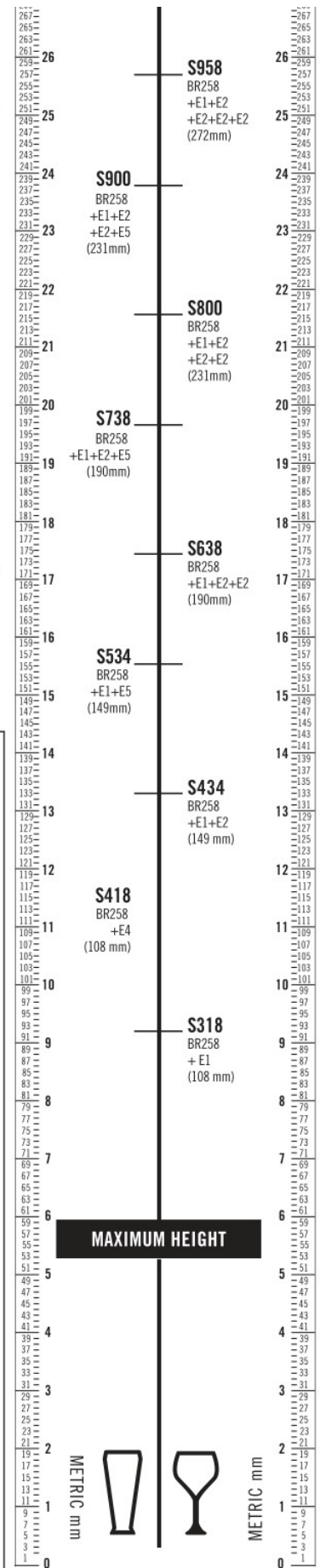
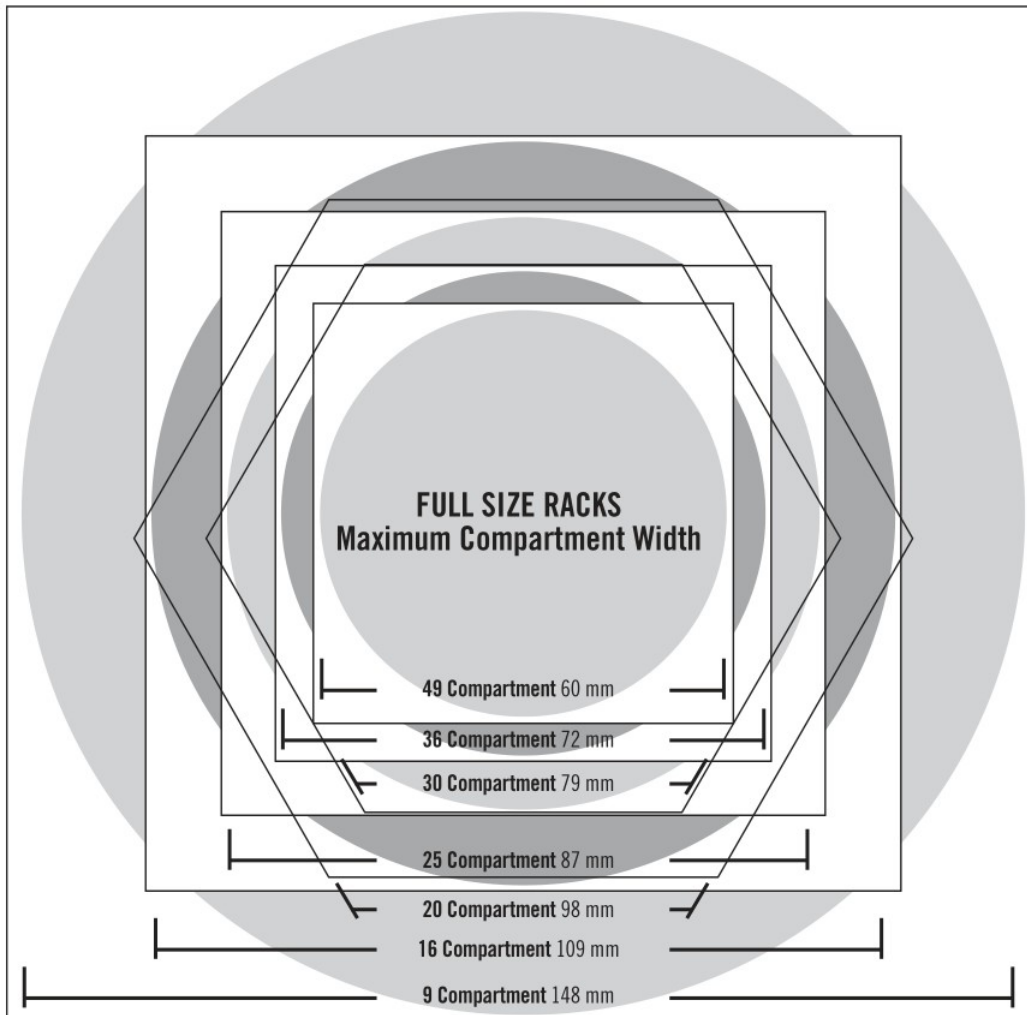
# STEMWARE AND GLASS SIZING REFERENCE GUIDE




To Determine Compartment Size

- Half Size Racks:** Place glass or stemware upside down over circle chart. Look down on the glass. Whatever circle the largest diameter of the glass fits within will determine the number of compartments.
- Full Size Racks:** Place glass or stemware upside down over circle chart. Look down on the glass. Whatever circle the largest diameter of the glass fits within will determine the number of compartments.

Use the vertical guide marks at right to determine item height and appropriate rack number.



# CAMRACK® CUP RACK REFERENCE GUIDE



## 16

**FULL RACK**


COMPARTMENT

11,1 x 11,1 cm

**QUICK GUIDE**  
Full Size Cup Racks (C)

Maximum Cup Width	Number of Compartments	Maximum Cup Height		
		6,6 cm	10,7 cm	14,9 cm
11,1 cm	16	16C258	16C414	16C578
8,8 cm	20	20C258	20C414	20C578

**To determine Cup compartment size:**  
Turn cup or coffee mug upside down and place diagonally in square. Align handle with arrow in square. Cup or mug and handle must fit completely within boundaries of a square in order to ensure the right rack.




## 20

**FULL RACK**

COMPARTMENT

11,1 x 8 cm




## 10

**HALF RACK**

COMPARTMENT

10,4 x 8,8 cm

**To Determine Cup Height:**  
Place base of cup or coffee mug on flat surface hold ruler vertically next to it to determine height in inches or millimeters. If the height is greater than 108 mm, additional 41 mm E2 and HE2 extenders may be ordered.



## 8

**HALF RACK**

COMPARTMENT

11,3 x 10,4 cm

**QUICK GUIDE**  
Full Size Cup Racks (C)

Maximum Cup Width	Number of Compartments	Maximum Cup Height	
		6,6 cm	10,7 cm
10,4 cm	8	8HC258	8HC414
8,8 cm	10	10HC258	10C414

## STORE AND TRANSPORT GLASSES & DISHES

### Camrack® Cover & Camdolly®

- Use to cover and protect full size Camrack dishracks filled with clean dishware.
- When used with a Camdolly, creates a portable sanitary storage system that protects contents between uses.
- Eliminates the use of messy, wasteful plastic wrap or vinyl covers.



#### STOCK PRODUCTS & COLORS AVAILABLE IN OUR EUROPEAN WAREHOUSE

DR2020: (180)  
CDR2020, CDR2020H: (151)

#### FULL RACK COVER

<b>CODE</b>	DR2020
<b>EXTERIOR DIMENSIONS</b>	50 x 50 x 2,4 cm

Case Pack: 1 Color: Grey (180).

	CAMDOLLY	CAMDOLLY WITH HANDLE
<b>CODE</b>	CDR2020	CDR2020H
<b>INTERIOR DIMENSIONS</b>	53 x 53 cm	53 x 53 cm
<b>EXTERIOR DIMENSIONS</b>	54,5 x 54,5 x 20,5 cm	54,5 x 59,5 x 94 cm
<b>LOAD CAPACITY</b>	159 kg	159 kg

Case Pack: 1 Color: Soft Grey (151). Casters: 10 cm casters, 4 swivel, no brakes.

### Camrack IceExpress Glass Filler

- Dramatically reduces banquet set-up time.
- Fills 25 glasses with ice all at once.

- Reduces breakage and risk of contamination.
- Ice falls directly into glasses with no spills or drips.

<b>CODE</b>	<b>EXTERIOR DIM. W x D x H</b>
25SWG	50,8 x 50,8 x 3,18 cm

Case Pack: 1 Color: Black (110).



## SELECTING THE RIGHT CAMRACK

Cambro offers multiple ways to help you quickly find the right Camrack:

#### 1. apps.cambro.com/Camracks

Select the item you are sizing, enter the measurements and quantity of the item, and the right Camrack will appear on the page.

#### 2. Cambro Catalog

Flip to the back of the catalog for a convenient stemware, glass and cup sizing reference guide.

#### 3. Cambro Sales Representatives

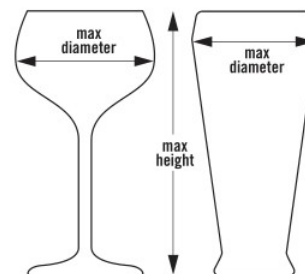
Contact your local Cambro representative or call Cambro Customer Service at 49-7022-90-100-0 to assist with specifying Camracks, dollies and covers that will fit your glasses and dishware.

#### 4. Cambro App

Find the right Camrack for your glassware by entering the height and maximum diameter of your glass.

### Choose the correct Camrack:

1. Measure the **maximum diameter** of the glass (stemware or tumbler) to determine the number of compartments.
2. Measure the **maximum height** of the glass (stemware or tumbler) to the top edge of the rim to determine the compartment height.



Download the app at [www.cambro.com/app](http://www.cambro.com/app) or





# CAMRACK® BASE RACKS



- For pots, pans, bowls and large prep, service and display items.
- Half racks work well for storing items at a wait station.

### STOCK PRODUCTS & COLORS AVAILABLE IN OUR EUROPEAN WAREHOUSE

BR258, BR414, BR578, BR712: (110), (119), (151), (163), (184), (167), (168), (186), (414), (416)  
CRPHDG2878: (000)



BR578

## FULL SIZE BASE RACKS



	FULL BASE RACK	WITH 1 EXTENDER	WITH 2 EXTENDERS	WITH 3 EXTENDERS
CODE	BR258	BR414	BR578	BR712
INSIDE RACK HEIGHT	8,3 cm	12,4 cm	16,5 cm	20,6 cm
OUTSIDE RACK HEIGHT	10,1 cm	14,3 cm	18,4 cm	22,5 cm
CASE PACK	6	5	4	3

## HALF SIZE BASE RACKS



	HALF BASE RACK	WITH 1 EXTENDER	WITH 2 EXTENDERS	WITH 3 EXTENDERS
CODE	HBR258	HBR414	HBR578	HBR712
INSIDE RACK HEIGHT	8,3 cm	12,4 cm	16,5 cm	20,6 cm
OUTSIDE RACK HEIGHT	10,1 cm	14,3 cm	18,4 cm	22,5 cm
CASE PACK	6	5	4	3

## Hold Down Grid

Keeps lightweight smallwares in place during wash cycle. Use on full size Camrack base or Flatware rack.



BR414 with CRPHDG2878

### FULL SIZE HOLD DOWN GRID

CODE	CRPHDG2878
Case Pack: 6	Color: Gray (000).

### Base Rack Colors:



\*Full size only. Extender Color: Soft Grey (151). Personalization available. See Camrack personalization and color coding page. For a more accurate color representation, call your sales rep for actual color chips. Contact Customer Service for all special orders.

## CAMRACK® FULL SIZE PEG RACKS & TRAY RACK

### Standard 9 x 9 Peg Rack

- Designed to wash varying sized plates, bowls, trays and plate covers.
- Standard peg racks hold:
  - Eighteen 25,4 cm plates
  - Twelve 30,5 cm plates
  - Twenty-seven 19 cm plates
 or
  - Nine 36 x 46 cm trays.

### Versatile 5 x 9 Peg Rack

- Holds standard plates in one direction or deep plates, bowls and plate covers in the other direction.
- 5 spacing configuration holds up to ten 25,4 cm bowls, deep plates, platters or plate covers.

- 9 spacing configuration holds up to:
  - Eighteen 25,4 cm plates
  - Twelve 30,5 cm plates
  - Twenty-seven 19 cm plates
 or
  - Nine 36 x 46 cm trays.

### Open End Tray Rack

- Holds cafeteria trays or full-size sheet pans.
- Open-ended on one side for easy placement and removal of trays of all lengths.
- Holds up to nine trays upright.

#### STOCK PRODUCTS & COLORS AVAILABLE IN OUR EUROPEAN WAREHOUSE

PR59314, PR59500, PR314, OETR314: (151)



**9 X 9 PEG RACK**

**9 X 9 PEG RACK WITH 1 EXTENDER**

**5 X 9 PEG RACK**

**5 X 9 PEG RACK WITH 1 EXTENDER**

**OPEN END TRAY RACK**

	9 X 9 PEG RACK	9 X 9 PEG RACK WITH 1 EXTENDER	5 X 9 PEG RACK	5 X 9 PEG RACK WITH 1 EXTENDER	OPEN END TRAY RACK
<b>CODE</b>	PR314	PR500	PR59314	PR59500	OETR314*
<b>INSIDE RACK HEIGHT</b>	8,3 cm	12,4 cm	8,3 cm	12,4 cm	8,3 cm
<b>OUTSIDE RACK HEIGHT</b>	10,1 cm	14,3 cm	10,1 cm	14,3 cm	10,1 cm
<b>CASE PACK</b>	6	5	6	5	6

**Color:** Soft Gray (151). **Extender Color:** Soft Gray (151). **InStock Color:** Soft Gray (151). Personalization available. See Camrack personalization and color coding page. Contact Customer Service for all special orders. \*Extenders may be added to all Peg Racks except the OETR314.

## CAMRACK FULL & HALF SIZE FLATWARE RACKS & CYLINDER

- 8 Compartment Basket fits into a Full or Half Size Base Rack. Wire handles slide down for easy storage.

- Flatware Cylinder fits into 9-Compartment Full Size Camrack and the Cambro Tray and Dish Cart, model TDCR12.

#### STOCK PRODUCTS & COLORS AVAILABLE IN OUR EUROPEAN WAREHOUSE

FR258, 8FB434, 8FBNH434: (151)



**FULL FLATWARE RACK**

**HALF FLATWARE RACK**

**8 COMPARTMENT HALF FLATWARE BASKET**

**8 COMPARTMENT HALF FLATWARE BASKET**

**FLATWARE CYLINDER**

	FULL FLATWARE RACK	HALF FLATWARE RACK	8 COMPARTMENT HALF FLATWARE BASKET	8 COMPARTMENT HALF FLATWARE BASKET	FLATWARE CYLINDER
<b>CODE</b>	FR258	HFR258	8FB434* With Handles	8FBNH434* No Handles	FWC56
<b>INSIDE RACK HEIGHT</b>	6,7 cm	6,7 cm	12 cm	12 cm	Wide 11,4 cm
<b>OUTSIDE RACK HEIGHT</b>	10,1 cm	10,1 cm	18,4 cm	18,4 cm	High 14 cm
<b>CASE PACK</b>	6	6	6	6	12

**Color:** Soft Gray (151). **Extender Color:** Soft Gray (151). **InStock Color:** Soft Gray (151). **Flatware Cylinder Color:** White (148). Personalization available. See Camrack personalization and color coding page. Contact Customer Service for all special orders. \*Extenders cannot be added.

# THE CAMRACK® COMPONENT SYSTEM

The Camrack System offers several choices for ordering the right Camracks now and as your needs change. Please consult with your sales representative or Cambro Customer Service for all special ordering and assembly directions.

### Choose Between:


1. A complete selection of pre-assembled, ready to use Camracks listed in our catalog; or
2. Custom built special order Camracks for specific needs; or
3. Individual Camrack components for distributors to stock and build racks as needed.

**Base Rack Colors:**  
 Sherwood Green (119), Soft Grey (151), Brown (167), Beige (184), Navy Blue (186), Cranberry (416), Black (110)\*, Red (163)\*, Blue (168)\*, Teal (414)\*.  
**Base Cup Rack Color:** Soft Grey (151).  
**Flatware Rack Color:** Soft Gray (151).  
**Extender Color:** Soft Grey (151).  
 Personalization available.

Full Base Racks are covered by U.S. Patent D 412,607.  
 Half Base Racks are covered by U.S. Patent D 404,176.  
 \*Full size only.

### STOCK PRODUCTS & COLORS AVAILABLE IN OUR EUROPEAN WAREHOUSE

9E1, 9E2, 16E1, 16E2, 16E4, 16E5, 20E2, 20GE1, 20GE2, 20GE4, 20GE5, 25E1, 25E2, 25E4, 25E5, 30GE1, 30GE2, 36E1, 36E2, 36E4, 36E5, 49E1, 49E2, 16C258, 20C258: (151)  
 BR258: (110), (119), (151), (163), (184), (167), (168), (186), (414), (416)  
 E3: (151)



BR = Full Size Base Rack



HBR = Half Size Base Rack



E1 = Full Size Full Drop Compartment Extender



HE1 = Half Size Full Drop Compartment Extender



E2 = Full Size Half Drop Compartment Extender



HE2 = Half Size Half Drop Compartment Extender



E3 = Full Size Open Extender



HE3 = Half Size Open Extender



E4 = Full Size Full Drop Compartment Extender



E5 = Full Size Half Drop Compartment Extender

Only E3 extenders may be added to E4's and E5's.

## Camracks Components

CODE	DESCRIPTION	EXTERIOR DIMENSIONS	COMPARTMENT	INSIDE RACK HEIGHT	CASE PACK
<b>Full Size Base Racks</b>					
BR258*	Full Base Rack	500 x 500 x 101 mm	457 x 457 mm	67 mm	6
<b>Half Size Base Racks</b>					
HBR258	Half Base Rack	500 x 250 x 101	464 x 213	67	6
<b>Full Size Base Cup Racks</b>					
16C258	16-Compartment Full Cup Rack	500 x 500 x 101	111 x 111	67	6
20C258	20-Compartment Full Cup Rack	500 x 500 x 101	111 x 89	67	6
<b>Half Size Base Cup Racks</b>					
8HC258	8-Compartment Half Cup Rack	500 x 250 x 101	105 x 113	67	6
10HC258	10-Compartment Half Cup Rack	500 x 250 x 101	105 x 89	67	6
<b>Full Size Full Drop Extenders – E1 and GE1</b>					
9E1	9-Compartment Full Drop Extender	499 x 499 x 51	150 x 150	41	12
16E1	16-Compartment Full Drop Extender	499 x 499 x 51	111 x 111	41	12
20GE1	20-Compartment Full Drop Extender	499 x 499 x 51	98 x 98	41	12
25E1	25-Compartment Full Drop Extender	499 x 499 x 51	89 x 89	41	12
30GE1	30-Compartment Full Drop Extender	499 x 499 x 51	79 x 79	41	12
36E1	36-Compartment Full Drop Extender	499 x 499 x 51	73 x 73	41	12
49E1	49-Compartment Full Drop Extender	499 x 499 x 51	62 x 62	41	12

## THE CAMRACK® COMPONENT SYSTEM

CODE	DESCRIPTION	EXTERIOR DIMENSIONS	COMPARTMENT	INSIDE RACK HEIGHT	CASE PACK
<b>Full Size Half Drop Extenders – E2 and GE2</b>					
9E2	9-Compartment Half Drop Extender	499 x 499 x 51 mm	150 x 150 mm	41 mm	12
16E2	16-Compartment Half Drop Extender	499 x 499 x 51	111 x 111	41	12
20E2	20-Compartment Half Drop Extender (for cups only)	499 x 499 x 51	111 x 89	41	12
20GE2	20-Compartment Half Drop Extender	499 x 499 x 51	98 x 98	41	12
25E2	25-Compartment Half Drop Extender	499 x 499 x 51	89 x 89	41	12
30GE2	30-Compartment Half Drop Extender	499 x 499 x 51	79 x 79	41	12
36E2	36-Compartment Half Drop Extender	499 x 499 x 51	73 x 73	41	12
49E2	49-Compartment Half Drop Extender	499 x 499 x 51	62 x 62	41	12
<b>Full Size Open Extender – E3</b>					
E3	Open Extender	499 x 499 x 51	457 x 457	41	12
<b>Full Size Full Drop Extenders – E4</b>					
16E4	16-Compartment Full Drop Extender	499 x 499 x 51	111 x 111	41	12
20GE4	20-Compartment Full Drop Extender	499 x 499 x 51	98 x 98	41	12
25E4	25-Compartment Full Drop Extender	499 x 499 x 51	89 x 89	41	12
36E4	36-Compartment Full Drop Extender	499 x 499 x 51	73 x 73	41	12
<b>Full Size Half Drop Extenders – E5</b>					
16E5	16-Compartment Half Drop Extender	499 x 499 x 51	111 x 111	41	12
20GE5	20-Compartment Half Drop Extender	499 x 499 x 51	98 x 98	41	12
25E5	25-Compartment Half Drop Extender	499 x 499 x 51	89 x 89	41	12
36E5	36-Compartment Half Drop Extender	499 x 499 x 51	73 x 73	41	12
<b>Half Size Full Drop Extenders – HE1</b>					
8HE1	8-Compartment Full Drop Extender	502 x 252 x 51	105 x 113	41	12
10HE1	10-Compartment Full Drop Extender	502 x 252 x 51	105 x 89	41	12
17HE1	17-Compartment Full Drop Extender	502 x 252 x 51	74 diameter	41	12
<b>Half Size Half Drop Extenders – HE2</b>					
8HE2	8-Compartment Half Drop Extender	502 x 252 x 51	105 x 113	41	12
10HE2	10-Compartment Half Drop Extender	502 x 252 x 51	105 x 89	41	12
17HE2	17-Compartment Half Drop Extender	502 x 252 x 51	74 diameter	41	12
<b>Half Size Open Extender – HE3</b>					
HE3	Open Extender	502 x 252 x 51	464 x 213	41	12

**Base Rack Colors:** Sherwood Green (119), Soft Gray (151), Brown (167), Beige (184), Navy Blue (186), Cranberry (416), Black (110)\*, Red (163)\*, Blue (168)\*, Teal (414)\*.  
**Base Cup Rack Color:** Soft Gray (151). **Extender Color:** Soft Gray (151). \*Color available in full size only. All extenders are available in Soft Gray (151). All pre-assembled racks ship with Soft Gray (151) extenders. **PlateSafe Grid Color:** Gray (000).



### STOCK PRODUCTS & COLORS AVAILABLE IN OUR EUROPEAN WAREHOUSE

9E1, 9E2, 16E1, 16E2, 16E4, 16E5, 20E2, 20GE1, 20GE2, 20GE4, 20GE5, 25E1, 25E2, 25E4, 25E5, 30GE1, 30GE2, 36E1, 36E2, 36E4, 36E5, 49E1, 49E2, 16C258, 20C258: (151)  
 BR258: (110), (119), (151), (163), (184), (167), (168), (186), (414), (416)  
 E3: (151)

## PERSONALIZED CAMRACKS®

- Personalize Camracks to identify contents at a glance for accurate inventory control and selection.
- Hot stamp a custom logo, information or standard content symbols, and/or descriptions on two opposite, diagonal sides of any rack.
- Pre-printed clips (up to 4 per rack) can be ordered factory installed for an additional charge.



IMPRINT COLOR-WHITE

### HOW TO ORDER A SAMPLE

1. Contact your local Cambro rep to complete and submit a sample request form to Cambro.
2. Select rack size, code and color. Imprint color - white only.
3. Choose process A) Hot Stamp or B) Camrack Clips
4. Indicate location of hot stamp and or clip on rack. Maximum hot stamp imprint size is W 102 x H 31,7 mm. Maximum hot stamp imprinting thickness per solid letter or logo should be no more than 102 mm wide.
5. If selecting process A with a custom hot stamp, provide ready to use artwork, digital format only. Sample request form must be submitted to Cambro PRIOR to artwork being sent. If artwork is incomplete, graphic support services are available for \*\*per hour.

### 6. Submit Artwork

E-mail artwork to your Cambro Rep or direct to Cambro at [letsgetpersonal@cambro.com](mailto:letsgetpersonal@cambro.com). Title e-mail subject with logo name and provide contact info.  
**File dimensions:** 100% reproduction size, 300dpi resolution.  
**File type:** Adobe® Illustrator®, Photoshop®.  
**File format:** jpeg, tiff, and eps.  
 Or mail digital artwork to: CEL - Attn: C.E.L. Customer Service, Kelterstrasse 51 72669 Unterensingen, Germany.

### 7. Questions regarding artwork?

Tel: (49)7022-90-100-0; Ireland Tel: 1800 509 046; for UK Tel: 0800 587 0057 or Fax: (49)7022-90-100-19.

### 8. Sample Approval

Signed approval form must be included with purchase order for processing. This form is included with each sample.

## PERSONALIZATION CHARGES

- One Time Plate Charge** \*\*for custom hot stamp only
- Set-Up Charge** \*\*
- Sample Charge** \*\*
- Imprint Charge** \*\*per side, 2 sides max.

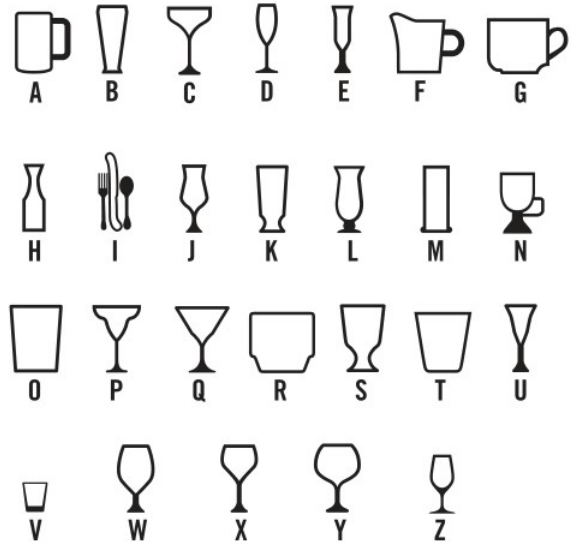
## FOR CLIPS

Drinkware or PlateSafe®, pre-printed \*\*each

\*\*Contact your Cambro representative for pricing.

## STANDARD HOT STAMP SYMBOLS AND/OR DESCRIPTIONS

**Step 1.** Choose a symbol and corresponding letter that best fits your glassware.



**Step 2.** Choose the verbiage and corresponding number that best describes your glassware. **Available in English Only.**

- |                    |                          |                           |
|--------------------|--------------------------|---------------------------|
| 1. Beer            | 13. Flatware             | 25. Rocks (Tumbler Style) |
| 2. Beer Mug        | 14. Goblet               | 26. Sherry                |
| 3. Pilsner         | 15. Grande               | 27. Shot Glass            |
| 4. Brandy          | 16. Hi-Ball              | 28. Sorbet                |
| 5. Champagne       | 17. Hurricane            | 29. Water (Footed Style)  |
| 6. Champagne Flute | 18. Iced Tea             | 30. Water (Tumbler Style) |
| 7. Coffee Mug      | 19. Irish Coffee         | 31. White Wine            |
| 8. Collins         | 20. Juice                | 32. Wine                  |
| 9. Cordial         | 21. Margarita            | 33. Red Wine              |
| 10. Creamer        | 22. Martini              | 34. Port                  |
| 11. Cup            | 23. Old Fashion          |                           |
| 12. Decanter       | 24. Rocks (Footed Style) |                           |

**Step 3.** Select hot stamp color. Choose from white, black, red or blue.

## HOT STAMP OPTIONS



CUSTOM LOGO AND/OR TEXT



STANDARD SYMBOL AND DESCRIPTION




STANDARD SYMBOL ONLY



STANDARD DESCRIPTION ONLY

## CAMRACK® EXTENDER ID CLIP

- The industry's only 4-in-1 glassware management system makes inventory management quick and easy.
- Made of ABS, these clips are virtually unbreakable, and designed to withstand the high heat of commercial dishwashers.
- An economical and sustainable solution to discarding existing racks or labeling with markers, tape or wall placards.
- Snap ID clips onto existing racks or have factory installed with new Camrack orders, up to 4 per rack, placed on the left only on each side as shown in image. Contact your Cambro representative for pricing.



**PRE-PRINTED CLIPS\*** (Available in 6-packs only, no broken bags.)

**FACTORY INSTALLED CLIPS\***

\*Contact your Cambro representative for pricing.

CODE			CODE			CODE		
	Beer	CECBE6000		Goblet	CECGO6000		Rocks (Footed Style)	CECRF6000
	Beer Mug	CECBM6000		Grande	CECGR6000		Rocks (Tumbler Style)	CECRT6000
	Brandy	CECBR6000		Hi-Ball	CECHB6000		Sherry	CECSH6000
	Champagne	CECCH6000		Hurricane	CECHU6000		Shot Glass	CECSG6000
	Champagne Flute	CECCF6000		Iced Tea	CECIT6000		Sorbet	CECSB6000
	Coffee Mug	CECCM6000		Irish Coffee	CECIC6000		Water (Footed Style)	CECWF6000
	Collins	CECCL6000		Juice	CECJU6000		Water (Tumbler Style)	CECWT6000
	Cordial	CECCO6000		Margarita	CECMG6000		White Wine	CECWW6000
	Creamer	CECCR6000		Martini	CECMT6000		Wine	CECWI6000
	Cup	CECCP6000		Old Fashion	CECOF6000		Port	CECPO6000
	Decanter	CECDC6000		Pilsner	CECPI6000			CECBL6000 Blank Clip
	Flatware	CECFL6000		Red Wine	CECRW6000			

**STOCK PRODUCTS & COLORS AVAILABLE IN OUR EUROPEAN WAREHOUSE**  
 CECG6000, CECJU6000, CECMG6000, CECMT6000, CECOF6000, CECRW6000, CECWW6000, CECBE6000, CECCF6000, CECBL6000

(Available in English Only)

# CAMDOLLIES®

- Use to easily transport multiple products in house and/or off site.
- Reduce employee lifting and carrying, reducing possible injury.
- Made of extremely durable plastic that will not dent, crack, rust or corrode.
- Heavy-duty casters maneuver easily over all types of terrain.
- For heavy transport needs, select models with handles and rear Big Wheels.

**Colors:** Coffee Beige (157), Dark Brown (131), Black (110), Slate Blue (401).

**CDR2020, CDR2020H Color:** Soft Gray (151).

**Caster Type**

- A:** 12,7 cm Casters: 2 fixed, 2 swivel, 1 with brake.
- B:** 7,6 cm Casters: 4 swivel, no brakes.
- C:** 25,4 cm Rear Big Wheels, 2 front 12,7 cm swivel casters, 1 with brake.
- D:** 8,9 cm Casters: 4 swivel, no brakes.

**Available Parcel Carrier Delivery:**

CDR2020, CDR2020H, CD2020, CD1420, CD2028, CD1313, CD1327, CD100, CD160, CD200, CD300, CD400, CD1826PDB, 2030UT & 400STP.

**Camdollies Case Pack: 1**

\*CDR2020H Not NSF Listed.

**STOCK PRODUCTS & COLORS AVAILABLE IN OUR EUROPEAN WAREHOUSE**

CDR2020, CDR2020H: (151)

## For Dish Racks

**EXTERNAL DIM. W x D x H** 54,5 x 53 x 18,7 cm  
**INTERIOR DIM. W x D** 53 x 53 cm

<b>159 kg</b> CAPACITY	<b>D</b> CASTER TYPE
---------------------------	-------------------------



CDR2020

**EXTERNAL DIM. W x D x H** 53 x 64,1 x 92,7 cm  
**INTERIOR DIM. W x D** 53 x 53 cm

<b>159 kg</b> CAPACITY	<b>D</b> CASTER TYPE
---------------------------	-------------------------



CDR2020H\*  
With powder coated handle.

## For 46 x 66 cm Trays and Sheet Pans

**EXTERNAL DIM. W x D x H** 50,8 x 80 x 97,2 cm  
**INTERIOR DIM. W x D** 46 x 66 cm

Holds: UPC101

<b>136 kg</b> CAPACITY	<b>A</b> CASTER TYPE
---------------------------	-------------------------



CD1826H

**EXTERNAL DIM. W x D x H** 57 x 57 x 21 cm  
**INTERIOR DIM. W x D** 51,1 x 51,1 cm

Also Holds: 500LCD, 350LCD, 250LCD, 1000LCD, UC1000

<b>136 kg</b> CAPACITY	<b>B</b> CASTER TYPE
---------------------------	-------------------------



CD2020

**EXTERNAL DIM. W x D x H** 59,7 x 82,6 x 93 cm  
**INTERIOR DIM. W x D** 47 x 66 cm

Holds: UPC101

<b>136 kg</b> CAPACITY	<b>C</b> CASTER TYPE
---------------------------	-------------------------



CD1826HB

**EXTERNAL DIM. W x D x H** 56,5 x 65,7 x 93,7 cm  
**INTERIOR DIM. W x D** 51,5 x 51,5 cm

Also Holds: 250LCD, 350LCD, 500LCD, 1000LCD

<b>159 kg</b> CAPACITY	<b>B</b> CASTER TYPE
---------------------------	-------------------------



CD2020H

## For Pizza Dough Boxes

Also See Pizza Dough Boxes page 167

**EXTERNAL DIM. W x D x H** 50,5 x 71 x 26 cm  
**INTERIOR DIM. W x D** 44,5 x 64,5 cm

Holds: DB18263CW, DB18266CW, DB18263P

<b>136 kg</b> CAPACITY	<b>A</b> CASTER TYPE
---------------------------	-------------------------



CD1826PDB  
Optional strap available.

**EXTERNAL DIM. W x D x H** 66,7 x 67,3 x 93 cm  
**INTERIOR DIM. W x D** 52 x 52,5 cm

Also Holds: 250LCD, 350LCD, 500LCD

<b>159 kg</b> CAPACITY	<b>C</b> CASTER TYPE
---------------------------	-------------------------



CD2020HB

## CAMDOLLIES® For Camcarriers® and Camtainers®

**EXTERNAL DIM.** W x D x H 50 x 73 x 27 cm  
**INTERIOR DIM.** W x D 44 x 66,5 cm

**Holds:** 100MPC, UPC100, UC250, UC500, 250LCD, 350LCD, 500LCD.

<b>136 kg</b> CAPACITY	<b>A</b> CASTER TYPE
---------------------------	-------------------------



CD100



**EXTERNAL DIM.** W x D x H 50 x 84 x 92 cm  
**INTERIOR DIM.** W x D 45 x 67,5 cm

**Holds:** 100MPC, UC250, UC500, 250LCD, 350LCD, 500LCD.

<b>159 kg</b> CAPACITY	<b>A</b> CASTER TYPE
---------------------------	-------------------------



CD100H



**EXTERNAL DIM.** W x D x H 60 x 83,5 x 93 cm  
**INTERIOR DIM.** W x D 44,5 x 68 cm

**Holds:** 100MPC, UPC100, UC250, UC500, 250LCD, 350LCD, 500LCD.

<b>159 kg</b> CAPACITY	<b>C</b> CASTER TYPE
---------------------------	-------------------------



CD100HB



**EXTERNAL DIM.** W x D x H 42 x 62 x 26,5 cm  
**INTERIOR DIM.** W x D 36 x 56 cm

**Holds:** UPC140, UPC160, UPC180, UPCS140, UPCS160, UPCS180, UPCSS160.

<b>136 kg</b> CAPACITY	<b>A</b> CASTER TYPE
---------------------------	-------------------------



CD160



**EXTERNAL DIM.** W x D x H 49 x 65 x 26,5 cm  
**INTERIOR DIM.** W x D 43 x 59 cm

**Holds:** 300MPC, 1318MTC, UC1000, 1000LCD, UPC300, 1318CC.

<b>159 kg</b> CAPACITY	<b>A</b> CASTER TYPE
---------------------------	-------------------------



CD300



**EXTERNAL DIM.** W x D x H 61 x 89,5 x 93 cm  
**INTERIOR DIM.** W x D 56 x 72,5 cm

**Holds:** 1826MTC.

<b>159 kg</b> CAPACITY	<b>A</b> CASTER TYPE
---------------------------	-------------------------



CD1826MTC



**EXTERNAL DIM.** W x D x H 70 x 88,5 x 93,5 cm  
**INTERIOR DIM.** W x D 55,5 x 72,5 cm

**Holds:** 1826MTC.

<b>159 kg</b> CAPACITY	<b>C</b> CASTER TYPE
---------------------------	-------------------------



CD1826MTCHB



**EXTERNAL DIM.** W x D x H 48,5 x 76,5 x 92 cm  
**INTERIOR DIM.** W x D 43 x 59 cm

**Holds:** 300MPC, 1318MTC, UC1000, 1000LCD, UPC300, 1318CC.

<b>159 kg</b> CAPACITY	<b>A</b> CASTER TYPE
---------------------------	-------------------------



CD300H



**EXTERNAL DIM.** W x D x H 60 x 76 x 92 cm  
**INTERIOR DIM.** W x D 44 x 60 cm

**Holds:** 300MPC, 1318MTC, UC1000, 1000LCD, UPC300, 1318CC.

<b>159 kg</b> CAPACITY	<b>C</b> CASTER TYPE
---------------------------	-------------------------



CD300HB



**EXTERNAL DIM.** W x D x H 53 x 70 x 23 cm  
**INTERIOR DIM.** W x D 46 x 63,5 cm

**Holds:** UPC400, UPCS400, UPCH400.

<b>136 kg</b> CAPACITY	<b>A</b> CASTER TYPE
---------------------------	-------------------------



CD400

Shown with  
Optional Strap.



**STOCK PRODUCTS & COLORS AVAILABLE IN OUR EUROPEAN WAREHOUSE**

CD300: (401)  
CD400: (110), (401)



## CAMDOLLIES® for Milk Crates and #10 Can Cases

**EXTERNAL DIM.** W x D x H 41,28 x 55,25 x 21,11 cm

**INTERIOR DIM.** W x D 35,24 x 49,05 cm

**Holds:** 35,6 x 48,3 cm Milk Crates and #10 Can Cases

<b>159 kg</b> CAPACITY	<b>B</b> CASTER TYPE
---------------------------	-------------------------



CD1420



**EXTERNAL DIM.** W x D x H 56,6 x 77 x 21 cm

**INTERIOR DIM.** W x D 49,5 x 71 cm

**Holds:** 35,6 x 48,3 cm Milk Crates, #10 Can Cases and UPC101, UPC400, 100MPC, UPC100, UPC300

<b>159 kg</b> CAPACITY	<b>B</b> CASTER TYPE
---------------------------	-------------------------



CD2028



**EXTERNAL DIM.** W x D x H 41 x 41 x 21 cm

**INTERIOR DIM.** W x D 35 x 35 cm

**Holds:** 30 x 30 cm Milk Crates

<b>114 kg</b> CAPACITY	<b>B</b> CASTER TYPE
---------------------------	-------------------------



CD1313



**EXTERNAL DIM.** W x D x H 40,6 x 73,7 x 21 cm

**INTERIOR DIM.** W x D 34,6 x 67,6 cm

**Holds:** 30 x 30 cm Milk Crates and #10 Can Cases

<b>136 kg</b> CAPACITY	<b>B</b> CASTER TYPE
---------------------------	-------------------------



CD1327



## UTILITY TRUCKS

- Use for transporting loads up to 272 kg.
- Large platforms for convenient loading and built-in handles for easy maneuvering.
- All models feature 12,7 cm heavy-duty casters bolted into molded-in metal backing plates.

**Colors:** Coffee Beige (157), Dark Brown (131), Black (110), Slate Blue (401).

**Casters:** 12,7 cm, 2 fixed, 2 swivel, 1 with brake.

**Utility Trucks Case Pack:** 1

**EXTERNAL DIM.** W x D x H 50 x 81,5 x 98 cm

**LOAD PLATFORM** 50 x 75 cm

<b>272 kg</b> CAPACITY
---------------------------



2030UT  
With chrome handle.

**EXTERNAL DIM.** W x D x H 63,2 x 106 x 93,3 cm

**LOAD PLATFORM** 60 x 90,5 cm

<b>272 kg</b> CAPACITY
---------------------------



2436UTH

**EXTERNAL DIM.** W x D x H 63,2 x 106 x 93,3 cm

**LOAD PLATFORM** 60 x 90,5 cm

<b>272 kg</b> CAPACITY
---------------------------



2436UTHS  
Includes two straps.  
UTHSTP

## Camdolly® Strap for CD400 and CD1826PDB Camdollies

CODE	DESCRIPTION	EXTERNAL DIM.
400STP	Strap	381 cm long

Case Pack: 1



## TRAY & DISH CARTS / TRAY & SILVERWARE CART

### Tray & Dish Cart

- Open storage compartment holds a wide variety of plates and trays.
- Use with or without detachable cutlery rack. Cutlery rack includes 12 each flatware cylinders.

- Made of easy-to-clean polyethylene that won't rust, peel or corrode.
- Molded-in handles and heavy-duty swivel casters ease maneuvering.

Colors: Slate Blue (401), Coffee Beige (157), Dark Brown (131), Granite Gray (191), Granite Green (192), Black (110).

15,2 cm Casters: All swivel, 2 with brake.

Maximum load capacity: 227 kg.

Vinyl cover included. Not NSF listed.



TDCR12

CODE	DESCRIPTION	EXTERIOR DIM. L x W x H
TDCR12	Cart & rack combination	97 x 58 x 105 cm
TDC2029*	Cart only	97 x 56,5 x 87
CR12	Cutlery rack only	84 x 58 x 23
FWC56	Flatware cylinder	W 11,4 x H 14

Case Pack: 1 FWC56 Case Pack: 12  
\*TDC2029 is not available in Black (110).

### Adjustable Tray & Dish Cart

- Use to store a wide variety of plates and trays.
- Move two adjustable dividers into position easily to secure trays and plates.

- Made of durable polyethylene that cushions plates and trays to prevent chipping.
- Easy to clean and won't dent, rust, chip or break.

Colors: Black (110), Slate Blue (401), Coffee Beige (157), Dark Brown (131), Granite Gray (191), Granite Green (192).

15,2 cm Casters: All swivel, 2 with brake.

Maximum load capacity: 227 kg.

Vinyl cover included. Not NSF listed.



TDC30

CODE	DESCRIPTION	EXTERIOR DIMENSIONS L x W x H	NUMBER OF DIVIDERS	PLATES PER COLUMN	TRAYS PER COLUMN
TDC30	Adjustable cart	59 x 99 x 88 cm	2	Approximately 45-60	80 Trays: 36 x 46 cm

Case Pack: 1

**STOCK PRODUCTS & COLORS  
AVAILABLE IN OUR EUROPEAN  
WAREHOUSE**

TDC30: (191)

### Tray & Silverware Cart

- Use to neatly organize trays and accessories for self-service.
- Includes 4 each 1/3 size and 4 each 1/6 size, 10 cm deep, clear Camwear® food pans to hold flatware, napkins and non-perishable condiments. 1/3 size, 10 cm deep holds 100 knives, 100 spoons or 80 forks.

Colors: Slate Blue (401), Coffee Beige (157), Dark Brown (131), Granite Gray (191), Granite Green (192), Black (110).

15,2 cm Casters: All swivel, 2 with brake.

Maximum load capacity: 227 kg.

Vinyl cover included. Not NSF listed.



**STOCK PRODUCTS & COLORS  
AVAILABLE IN OUR EUROPEAN WAREHOUSE**

TC1418: (401)



TC1418

CODE	DESCRIPTION	EXTERIOR DIM. L x W x H	MAXIMUM TRAY SIZE	TRAY CAPACITY
TC1418	Cart w/pans	82 x 54 x 116 cm	36 x 46 cm	180-200 in two stacks

Case Pack: 1

# COMPACT ADJUSTABLE DISH CADDY R-SERIES

COMING  
SOON




Securely Store & Transport Round Dishes From 11,7 to 33 cm†

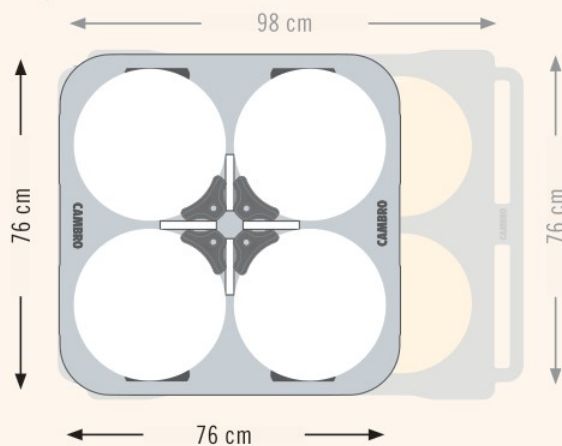
† Note: Cannot be used to store square, rectangular or oval plates.

## Storage Capacities

Unit holds between 45 & 60 dishes per stack, based on dish size



Compared to the Cambro ADC33 Model



### Adjustable Towers

can accommodate almost any configuration, keeping your dishware secure during transport.



CODE	DESCRIPTION	PLATE SIZE	DIMENSIONS W x D x H	UNIT WEIGHT
ADCRC	Adjustable Dish Caddy R-Series, 4 Towers	24 cm - 33 cm	76 x 76 x 84 cm	27 kg
ADCRC8PKG*	Adjustable Dish Caddy R-Series, 8 Towers	15,24 - 23,5	—	31,3
ADCRC12PKG**	Adjustable Dish Caddy R-Series, 12 Towers	11,75 - 14,6	—	35,6
ADCRCT1	Tower - 1	—	8 x 14 x 50	1,07
ADCRCT4	Towers - 4 Each	—	—	4,31

Case Pack: 1 Color: Black (110), Slate Blue (401), Dark Brown (131) \* Ships in 2 separate cartons. \*\* Ships in 3 separate cartons.

## COMPACT ADJUSTABLE DISH CADDY S-SERIES

- Space saving design holds dishes of various sizes without compromising capacity.
- Lightweight, easy to maneuver and access from all four sides.

**Color:** Speckled Gray (480).

**12,7 cm Casters:** 2 rigid, 2 swivel with brake.

**Note:** Cannot be used to store square, rectangular or oval plates.

Compact Adjustable Dish Caddy is covered by U.S. Patent 10,321,778 B2. CamLever™ Tower is covered by U.S. Patent D844, 928 S and D852,450 S.

Vinyl cover included. Not NSF listed.



**Holds plates and bowls from 11,7 to 30,5 cm**



Column storage height - 52,1 cm.

Maximum load capacity: 227 kg.

Molded-in handles on 4 sides.

Single molded body made of heavy-duty, durable polyethylene won't rust, crack, dent or chip.



Conveniently move and secure CamLever Towers from the top.

Holds 11,7-30,5 cm round plates/bowls only.

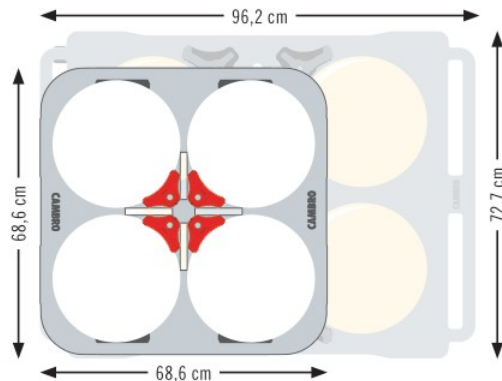
Smooth surface with rounded corners is easy to keep clean.



Includes protective storage cover with 7,6 x 12,7 cm inventory and/or event identification top pocket.

### Gain 30% More Floor Space

Compact Adjustable Dish Caddy compared to Standard Adjustable Dish Caddy S-Series.



### CamLever Tower

**ADCSC4**

**DESCRIPTION:**  
CamLever Tower - 4 Each

**OVERALL DIMENSIONS** W x D x H:  
6,7 x 11,1 x 59,7 cm

**Case Pack:** 4



Conveniently install additional CamLever Towers to convert the ADCSC to an ADCSC8PKG (8-tower) or an ADCSC12PKG (12-tower) model, holding new dish sizes.

## COMPACT ADJUSTABLE DISH CADDY S-SERIES



**ADCSC**

**DESCRIPTION:**  
Adjustable Dish Caddy, 4 Towers

**PLATE SIZE RANGE (ROUNDS):**  
22,9-30,5 cm

**OVERALL DIMENSIONS W x D x H:**  
68,6 x 68,6 x 80,7 cm

**Case Pack:** 1 Ships in 1 box.



**ADCSC8PKG**

**DESCRIPTION:**  
Adjustable Dish Caddy, 8 Towers

**PLATE SIZE RANGE (ROUNDS):**  
14,6-22,2 cm

**OVERALL DIMENSIONS W x D x H:**  
68,6 x 68,6 x 80,7 cm

**Case Pack:** 1 Ships in 2 boxes.



**ADCSC12PKG**

**DESCRIPTION:**  
Adjustable Dish Caddy, 12 Towers

**PLATE SIZE RANGE (ROUNDS):**  
11,7-14 cm

**OVERALL DIMENSIONS W x D x H:**  
68,6 x 68,6 x 80,7 cm

**Case Pack:** 1 Ships in 3 boxes.

**Model: ADCSC, 4 Towers**

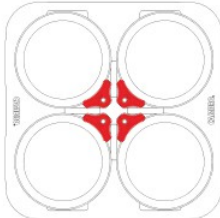


Plate sizes:  
23,5 to 30,5 cm diam.  
Stacks of Plates: 4  
Total Capacity: 280

**Model: ADCSC8PKG, 8 Towers**

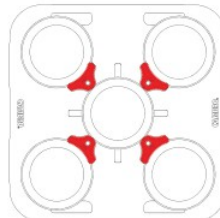


Plate sizes:  
22,9 cm diam.  
Stacks of Plates: 5  
Total Capacity: 350

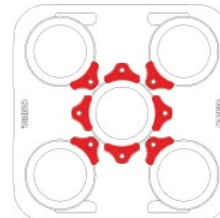


Plate sizes:  
19,7 to 22,2 cm diam.  
Stacks of Plates: 5  
Total Capacity: 350

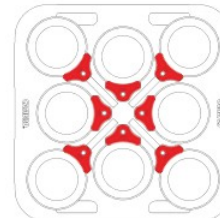


Plate sizes:  
14,6 to 19,1 cm diam.  
Stacks of Plates: 8  
Total Capacity: 560

**Model: ADCSC12PKG, 12 Towers**

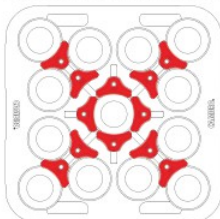


Plate sizes:  
11,7 cm diam.  
Stacks of Plates: 16  
Total Capacity: 1,120

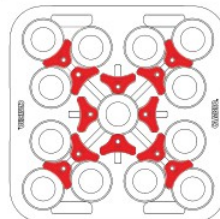


Plate sizes:  
12,1 to 13,3 cm diam.  
Stacks of Plates: 13  
Total Capacity: 910

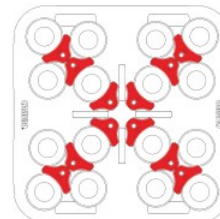


Plate sizes:  
14 cm diam.  
Stacks of Plates: 13  
Total Capacity: 910

**STOCK PRODUCTS & COLORS AVAILABLE IN OUR EUROPEAN WAREHOUSE**

ADCSC, ADCSC8PKG, ADCSC12PKG, ADCSCT4: (480)

# STANDARD ADJUSTABLE DISH CADDY S-SERIES

- Store one size dish or a combination of different sizes in a single caddy.
- Features easy-to-adjust column towers.

**Colors:** Black (110), Slate Blue (401), Speckled Grey (480), Dark Brown (131).

**Casters:** Two 12,7 cm, swivel with brakes and two 25,4 cm easy wheels.

Vinyl cover included. Not NSF listed.



**Holds plates and bowls from 11,7 to 33 cm**

**STOCK PRODUCTS & COLORS AVAILABLE IN OUR EUROPEAN WAREHOUSE**

ADCS: (110), (401), (480)

## Single Size Plate Storage

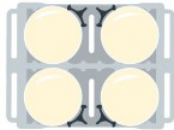


Plate sizes: ø 23,5 cm to 33 cm  
4 Columns (60 each)  
Total Capacity: 240

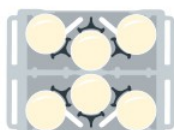


Plate sizes: ø 18,42 cm to 23,5 cm  
6 Columns (60 each)  
Total Capacity: 360

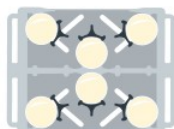


Plate sizes: ø 13,79 cm to 18,42 cm  
6 Columns (45 each)  
Total Capacity: 270

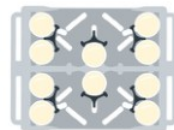
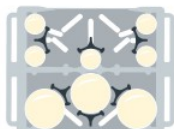


Plate sizes: 11,75 to 13,34 cm  
10 columns: (45 each)  
Total Capacity: 450

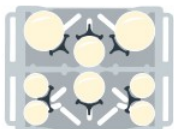
## Mixed Size Plate Storage




2 Columns: ø 23,5 cm to 33 cm (60 each)  
5 Columns: ø 11,75 to 13,34 cm (45 each)  
Total Capacity: 345



3 Columns: ø 18,42 cm to 23,5 cm (60 each)  
5 Columns: ø 11,75 to 13,34 cm (45 each)  
Total Capacity: 405



2 Columns: ø 18,42 cm to 23,5 cm (60 each)  
2 Columns: ø 14,6 cm to 18,42 cm (45 each)  
4 Columns: ø 11,75 to 13,34 cm (45 each)  
Total Capacity: 390



**MAXIMUM LOAD CAPACITY**  
227 kg.

**STABLE & SECURE**  
1,27 cm rod from top to bottom of divider.

**EASY TO MANEUVER**  
Ergonomic molded-in handles on both ends.

**HOLDING CAPACITY**  
49,5 cm storage columns hold 45-60 plates per stack.

**EXTREMELY DURABLE**  
Heavy duty polyethylene construction protects china from chipping. Won't chip, crack or rust.

**REAR WHEELS**  
25,4 cm non-marking Easy Wheels.

**TOWERS**  
Adjust from the bottom.

**FRONT CASTERS**  
12,7 cm swivel with brake.



Vinyl cover included with every dolly for sanitary storage.

CODE	ADCS
NUMBER OF TOWERS	6
PLATES PER COLUMN	Approximately 45-60
OVERALL DIMENSIONS W x L x H	73 x 96 x 81 cm
Case Pack: 1	Plate size range from 11,7 to 33 cm.

# ADC33 ADJUSTABLE DISH CADDY

- Unlimited versatility with fully adjustable tower dividers.
- Safely store plates, bowls, platters and trays of assorted shapes and sizes.
- Ergonomic, durable and easy to maneuver.

**Colors:** Dark Brown (131), Slate Blue (401).

**15 cm Casters:** 4 swivel with brake and 1 center rigid.

Sanitary vinyl cover included. Cover not NSF listed.



ADC33 is not available from City of Industry, California U.S.A.



**Holds dinnerware from 11 to 33 cm**

<b>CODE</b>	<b>ADC33</b>
<b>NUMBER OF DIVIDERS</b>	6
<b>PLATES PER COLUMN</b>	Approximately 45-60
<b>OVERALL DIMENSIONS W x L x H</b>	76,2 x 98,43 x 90,17 cm
<b>Case Pack:</b>	1

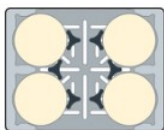
Ergonomic handles built flush into either side wall make the ADC33 compact and comfortable to handle.



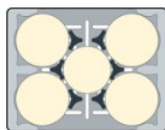
**STOCK PRODUCTS & COLORS AVAILABLE IN OUR EUROPEAN WAREHOUSE**  
ADC33: (401)

15,24 cm swivel casters with brakes at each corner.

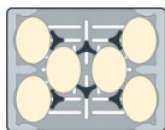
Rigid caster in center of the unit makes maneuvering a breeze, even when fully loaded.



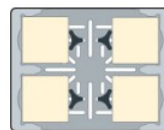
**6 Dividers:**  
4 stacks (11-33 cm) Rounds



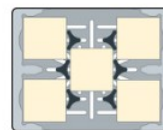
**6 Dividers:**  
4 stacks (11-33 cm) Rounds +  
1 stack (17.5-30 cm) Rounds



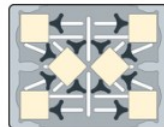
**6 Dividers:**  
6 stacks  
(20,3-29,2 x 12,7-21,9 cm) Ovals



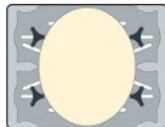
**4 Dividers:**  
4 stacks (25-28,8 cm) Squares



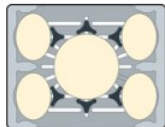
**6 Dividers:**  
5 stacks (24-27,9 cm) Squares



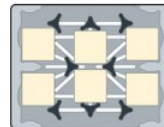
**12 Dividers:**  
6 stacks (15,2-20,3 cm)  
Squares or Rounds



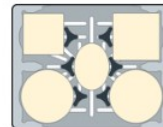
**4 Dividers:**  
1 stack (35-73,6 cm) long x  
up to (59,9 cm) wide Oval trays



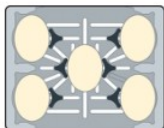
**6 Dividers:**  
4 stacks Ovals  
(29,2 x 21,9 cm); 1 stack  
40,6 cm Round Tray



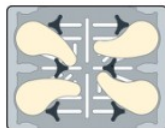
**8 Dividers:**  
6 stacks (20,3 cm)  
Medium Squares



**6 Dividers:**  
2 stacks (33,7 cm) Large Rounds,  
1 stack (25,4 cm) Medium Squares,  
1 stack (29,2 cm) Large Squares,  
1 stack (29,2 x 21,9 cm) Medium  
Ovals



**6 Dividers:**  
5 stacks (29,2 x 21,9 cm) Ovals



**6 Dividers:**  
4 stacks Custom Plates

# POKER CHIP "FIXED" NON ADJUSTABLE DISH CADDIES

- Dividers are molded into the body in a standard poker chip design.
- Made of durable polyethylene that protects plates from chipping.
- Rear big wheels and front swivel casters provide smooth maneuvering.
- Open access from two sides for easy loading and unloading.
- Molded-in handles on both ends for easy transporting.

**Standard Caddy Colors:** Black (110), Slate Blue (401), Dark Brown (131), Granite Gray (191).


**Versa Caddy Colors:** Black (110), Dark Brown (131), Speckled Gray (480).

**Casters:** 12,7 cm swivel with brakes and two 25,4 cm Easy Wheels.

**Loading Capacity:** 227 kg.

Vinyl cover included. Not NSF listed.

DCS950 is covered by U.S. Patent D 603,120 S. DCS1125 is covered by U.S. Patent D 625,894.



## Standard Dish Caddies



**DC575**  
**PLATE SIZE RANGE (ROUNDS):**  
 14,6 cm  
**STACKS PER CADDY:** 6  
**PLATES PER STACK:** 45-60  
**OVERALL DIMENSIONS W x L x H:**  
 83 x 60 x 81 cm  
**Case Pack:** 1



**DC700**  
**PLATE SIZE RANGE (ROUNDS):**  
 14,9-17,8 cm  
**STACKS PER CADDY:** 6  
**PLATES PER STACK:** 45-60  
**OVERALL DIMENSIONS W x L x H:**  
 83 x 60 x 81 cm  
**Case Pack:** 1



**DC825**  
**PLATE SIZE RANGE (ROUNDS):**  
 18,1-21 cm  
**STACKS PER CADDY:** 4  
**PLATES PER STACK:** 45-60  
**OVERALL DIMENSIONS W x L x H:**  
 73 x 60,5 x 81,5 cm  
**Case Pack:** 1



**DC1225**  
**PLATE SIZE RANGE (ROUNDS):**  
 28,9-31,1 cm  
**STACKS PER CADDY:** 4  
**PLATES PER STACK:** 45-60  
**OVERALL DIMENSIONS W x L x H:**  
 83 x 70 x 81,5 cm  
**Case Pack:** 1

## Versa Dish Caddies



**DCS950**  
**PLATE SIZE RANGE (ROUNDS):**  
 21,3-24,1 cm  
**PLATE SIZE RANGE (SQUARES):**  
 18,4-20,5 cm  
**STACKS PER CADDY:** 5  
**PLATES PER STACK:** 45-60  
**OVERALL DIMENSIONS W x L x H:**  
 69 x 78 x 81 cm  
**Case Pack:** 1



**DCS1125**  
**PLATE SIZE RANGE (ROUNDS):**  
 24,4-28,6 cm  
**PLATE SIZE RANGE (SQUARES):**  
 21,3-24,1 cm  
**STACKS PER CADDY:** 4  
**PLATES PER STACK:** 45-60  
**OVERALL DIMENSIONS W x L x H:**  
 69 x 78 x 81 cm  
**Case Pack:** 1

### STOCK PRODUCTS & COLORS AVAILABLE IN OUR EUROPEAN WAREHOUSE

DCS950, DCS1125: (480)







## CAMBOX® BUSSING BOXES

### Regal (ABS)



CODE	1120CBR	1520CBR
DESCRIPTION	Four compartment cutlery box	Cambox
DIM. W x L x H	28,9 x 52 x 9,5 cm	38,9 x 50,6 x 12,5 cm
Case Pack: 12	Colors: Black (110), Dark Brown (131). 	



CODE	2115CBR	21157CBR	1722CBR
DESCRIPTION	Cambox	Cambox	Cambox
DIM. W x L x H	38,7 x 51,4 x 12,5 cm (incl. handle)	38,6 x 51,2 x 17,6 cm	42,9 x 55,6 x 12,1 cm
COVER	2115CBCR	2115CBCR	1722CBCP
Case Pack: 12	Colors: Black (110), Dark Brown (131). 		

### Polyethylene



CODE	415CBP	912CBP	1120CBP	1520CBP & 1520CBPF*
DESCRIPTION	Cutlery Box	Utility Box	Four compartment cutlery box	Cambox
DIM. W x L x H	11,3 x 36 x 10,3 cm	23 x 30,6 x 13 cm	28,9 x 52 x 9,5 cm	38,9 x 50,6 x 12,5 cm
COVER	—	—	—	1520CBCP
Case Pack: 12	Colors: Black (110), Dark Brown (131), Light Grey (180). *1520CBPF is identical to our current 1520CBP except the internal surface is flat.			



CODE	1621CBP	21155CBP	21157CBP	1722CBP
DESCRIPTION	Cambox	Cambox	Cambox	Cambox
DIM. W x L x H	39,7 x 52 x 12,4 cm	38,7 x 51,4 x 12,5 cm (incl. handle)	38,6 x 51,2 x 17,6 cm	42,9 x 55,6 x 12,1 cm
COVER	—	2115CBCP	2115CBCP	1722CBCP
Case Pack: 12	Colors: Black (110), Dark Brown (131), Light Grey (180).			

### Box Covers



CODE	1520CBCP	1722CBCP	2115CBCP	2115CBCR
FITS	1520CBP	1722CBR, 1722CBP	21155CBP, 21157CBP	21155CBR, 21157CBR
DIM. W x L	40,6 x 52 cm	44 x 56,8 cm	39,4 x 52 cm	39,4 x 52 cm
Case Pack: 12	Color: White (148). 			



# SERVICE CART PRO

- Ideal for front or back of house foodservice operations.
- Optional Quick Connect Bins provide extra storage while keeping items sanitary.
- Ergonomic, recessed handles are molded into both ends of the cart for easy maneuvering and a smaller footprint.
- Durable, one-piece polyethylene construction. Easy to clean.
- Shelves feature raised ridges to protect surface against heat.

**Colors:** Black (110), Dark Brown (131), Charcoal Gray (615).

**Total weight capacity:** 272 kg, 90,7 kg per shelf.

Patent Pending



**STOCK PRODUCTS & COLORS AVAILABLE IN OUR EUROPEAN WAREHOUSE**

SC337: (615)  
QCSB, QCTB: (110)

**Note:** In-Stock items in a very limited quantities. The items will not be airfreighted if out of stock.



Top Shelf interior dimensions: 83,1 x 50 cm.

Middle and Bottom Shelf interior dimensions: 87,1 x 55,1 x 25,8 cm.



Heavy-duty, non-marking 15,2 cm plate casters.



QCTB



QCSB

CODE	DESCRIPTION	EXTERIOR DIM. L x W x H
<b>Service Cart Pro</b>		
SC337	Standard Service Cart Casters: 2 rigid, 2 swivel with brake	105,4 x 60,3 x 94,3 cm
SC337S	Standard Service Cart Casters: 4 swivel with brake	105,4 x 60,3 x 94,3
<b>Optional Accessories</b>		
QCSB	Small Quick Connect Bin	40,6 x 17,8 x 30,9
QCTB	Large Quick Connect Bin	40,6 x 17,8 x 54
<b>Case Pack: 1</b>		



# KD SERVICE CART AND KD UTILITY CART

- Versatile, durable and economically-priced carts.
- Marine rails and lightly-textured polypropylene shelves keep contents in place.
- Aluminum uprights ensure stability.
- Ships “knocked down” to minimize shipping costs.
- Easy to assemble.

**Cart and Shelf Panel Set Colors:**  
Black (110), Speckled Grey (480).

**Trash Container and Silverware Holder Color:** Black (110).



Each BC340KD shelf holds one full-sized dish rack or two standard bus boxes.

Marine rails keep contents in place.

Optional shelf panels can be added at time of assembly to enclose three sides. (KD Utility Cart only.)

Sturdy aluminum uprights.

Four powder coated steel swivel casters provide quiet transport and steady maneuvering.

BC340KD

Durable, stain-resistant surface is easy to clean.



## STOCK PRODUCTS & COLORS AVAILABLE IN OUR EUROPEAN WAREHOUSE

BC331KD, BC340KD, BC340KDP: (480), (110)  
BC331KDTC, BC331KDSH: (110)



**camguard**

ANTIMICROBIAL HANDLES



Shown with optional shelf panels on single shelf.

CODE	BC340KD	BC331KD
DESCRIPTION	Large Utility Cart	Small Service Cart
CASTER DIA./TYPE	12,7 cm, 4 swivel, no brake	10,2 cm, 4 swivel, no brake
OVERALL DIM. L x D x H	101,6 x 54 x 95,25 cm	83,5 x 41 x 96,5 cm
SHELF DIM. L x D x H	80 x 52 x 29,8 cm	62 x 40 x 30 cm
LOAD CAPACITY	180 kg	136 kg

Case Pack: 1

## Optional Accessories



CODE	BC331KDTC	BC331KDSH	BC340KDP
DESCRIPTION	30 L Trash container	9,5 L Silverware holder	Single Shelf Panel Set for KD Large Utility Cart 1 side, 2 ends
DIM. W x D x H	33 x 24 x 56 cm	33 x 24 x 18,5 cm	80,3 x 45 x 29,8 cm

Case Pack: 1

## SERVICE CARTS

- All-purpose versatile, durable and dependable workhorses.
- Ideal for use on the receiving dock or setting up and bussing tables.
- Made of one-piece, polyethylene with molded-in handles and shelves.
- Choose from models with open or enclosed sides.

Colors: Black (110), Slate Blue (401), Dark Brown (131), Coffee Beige (157), Granite Grey (191).

BC225, BC2254S, BC11TC and BC1115SH can be shipped by parcel carrier.



### Open Carts



**BC225**  
**CASTER DIA./TYPE:**  
 7,6 cm, 2 fixed, 2 swivel, 1 w/brake  
**OVERALL DIMENSIONS L x D x H:**  
 71 x 41 x 82 cm  
**SHELF DIMENSIONS L x D x H:**  
 56 x 39,5 x 29 cm  
**LOAD CAPACITY:** 159 kg  
**Case Pack:** 1



**BC2254S**  
**CASTER DIA./TYPE:**  
 7,6 cm, 4 swivel, 1 w/brake  
**OVERALL DIMENSIONS L x D x H:**  
 71 x 41 x 82 cm  
**SHELF DIMENSIONS L x D x H:**  
 56 x 39,5 x 29 cm  
**LOAD CAPACITY:** 159 kg  
**Case Pack:** 1



**BC230**  
**CASTER DIA./TYPE:**  
 12,7 cm, 2 fixed, 2 swivel, 1 w/brake  
**OVERALL DIMENSIONS L x D x H:**  
 84,5 x 51 x 88 cm  
**SHELF DIMENSIONS L x D x H:**  
 69 x 49,5 x 29 cm  
**LOAD CAPACITY:** 227 kg.  
**Case Pack:** 1



**BC2304S**  
**CASTER DIA./TYPE:**  
 12,7 cm, 4 swivel, 1 w/brake  
**OVERALL DIMENSIONS L x D x H:**  
 84,5 x 51 x 88 cm  
**SHELF DIMENSIONS L x D x H:**  
 69 x 49,5 x 29 cm  
**LOAD CAPACITY:** 227 kg.  
**Case Pack:** 1

### Enclosed Carts



**BC235**  
**CASTER DIA./TYPE:**  
 12,7 cm, 2 fixed, 2 swivel, 1 w/brake  
**OVERALL DIMENSIONS L x D x H:**  
 95 x 55 x 88 cm  
**SHELF DIMENSIONS L x D x H:**  
 79 x 52 x 29 cm  
**LOAD CAPACITY:** 227 kg.  
**Case Pack:** 1



**BC2354S**  
**CASTER DIA./TYPE:**  
 12,7 cm, 4 swivel, 1 w/brake  
**OVERALL DIMENSIONS L x D x H:**  
 95 x 55 x 88 cm  
**SHELF DIMENSIONS L x D x H:**  
 79 x 52 x 29 cm  
**LOAD CAPACITY:** 227 kg.  
**Case Pack:** 1



**BC330**  
**CASTER DIA./TYPE:**  
 12,7 cm, 2 fixed, 2 swivel 1 w/brake  
**OVERALL DIMENSIONS L x D x H:**  
 84,5 x 51 x 88 cm  
**SHELF DIMENSIONS L x D x H:**  
 69 x 46,5 x 29 cm  
**LOAD CAPACITY:** 227 kg.  
**Case Pack:** 1



**BC3304S**  
**CASTER DIA./TYPE:**  
 12,7 cm, 4 swivel, 1 w/brake  
**OVERALL DIMENSIONS L x D x H:**  
 84,5 x 51 x 88 cm  
**SHELF DIMENSIONS L x D x H:**  
 69 x 46,5 x 29 cm  
**LOAD CAPACITY:** 227 kg.  
**Case Pack:** 1

### Optional Accessories

CODE	BC11TC*	BC1115SH*
DESCRIPT	42 L Trash container	6,6 L Silverware holder
DIMENSIONS W x D x H	35 x 20,6 x 53,7 cm	36,8 x 15,2 x 13,7 cm

Case Pack: 1 \*BC11TC & BC1115SH will not fit KD Service or Utility Carts. BC11TC & BC1115SH are available in Black (110) and Dark Brown (131).



BC11TC



BC1115SH



**S H E L V I N G for LIFE®**

When we say Shelving for Life, we mean it. All Camshelving® storage systems are designed to withstand the toughest conditions and the harshest environments. With our lifetime warranty against rust and corrosion, only Cambro offers SHELIVING for LIFE™.



Cambro storage and transportation products that support safe food handling.



COMPONENT

Products that meet the NSF International criteria for sanitation and cleanliness.



Products that help meet HACCP guidelines.



Certifies products approved by Technischer Überwachungs-Verein. (Technical Inspection Association)



Fit for food products



Dishwasher Safe



Cadmium-free products



Recyclable polypropylene



Antimicrobial protection permanently molded into shelf plates to inhibit the growth of mold, fungus and bacteria.

Camshelving® is covered under the following U.S. Patents:

D498,664 S, D508,646 S, D512,867 S, D623,929 S, D624,764 S, D648,582 S, D630,935 S, D648,159 S, D651,433 S, D648,160 S, D697,391 S, D727,715 S, D728,347 S, D728,348 S, D707,994 S, D739,989 S, D663,912 S, D736,488 S, D739,989 S, D760,519 S, D841, 273 S, D828, 145 S, D827, 421 S US 6,981,454B2

# CAMSHELVING®

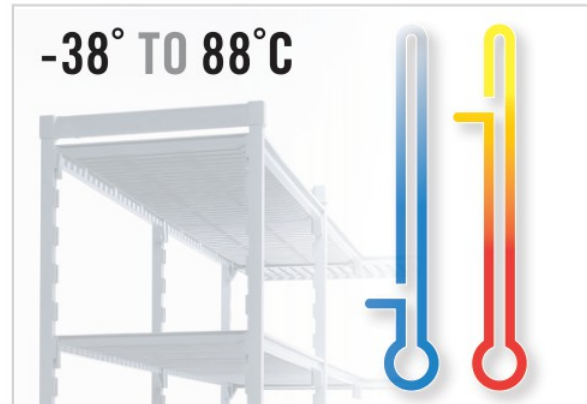
## SHELVING for LIFE™

### KEY FEATURES OF ALL CAMSHELVING SERIES



#### Rust and Corrosion Free

Backed by a lifetime warranty against rust and corrosion. All Camshelving is impervious to harsh chemicals and salt water.



#### All Environments

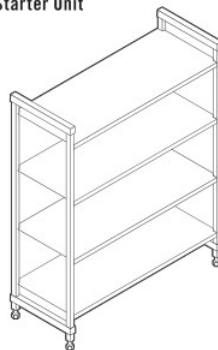
Camshelving is designed to withstand all extreme storage applications and temperatures.

- Coolers
- Freezers
- Dry Storage
- Utility

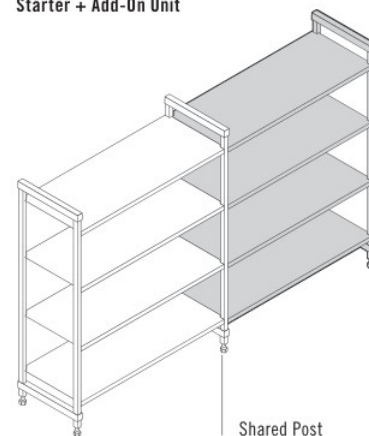
#### Maximized Space Utilization

Shelving units are designed to be interconnected, without compromising weight-bearing capacity, all while maximizing usable storage space.

Starter Unit



Starter + Add-On Unit



# PREMIUM series

# ELEMENTS series

# BASICS PLUS series



### Easy to Clean

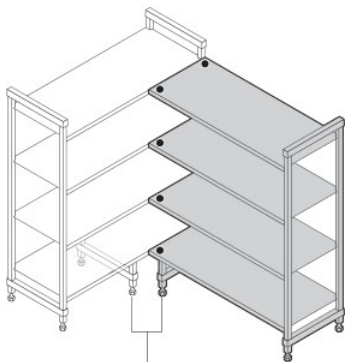
Camshelving easily wipes clean or shelf plates can go through the dishwasher. Camguard® antimicrobial shelf plates inhibit the growth of harmful bacteria and microbes.



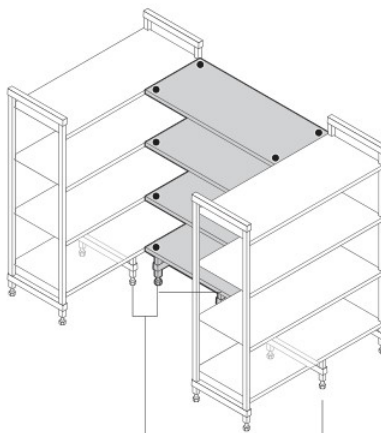
### Easy to Assemble & Adjust

Units ship with preassembled frames to speed up installation. Each shelf can be easily and independently adjusted.

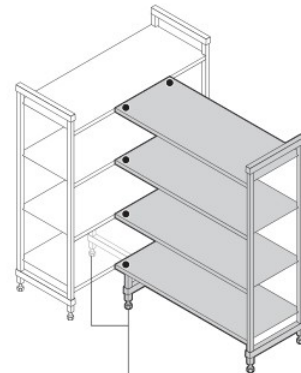
**Corner Unit**  
Starter + Add-On Unit



**U-Shape Unit**  
Two Starter Units +  
Intermediate Shelves



**T-Shape Unit**  
Starter unit + Add-on Unit



Bottom Shelf  
Dunnage Stands

Convert unusable space into continuous, easy-access storage areas with corner connectors. ●  
Corner connectors are for use only with shelves 680 – 1280 mm long.

## CAMSHELVING® SERIES BUYERS GUIDE

All Camshelving lines offer a lifetime warranty against rust and corrosion for shelf plates, posts and traverses.



	PREMIUM series	ELEMENTS series	BASICS PLUS series
Shelf Depths	300, 400, 500, 600 mm	360, 460, 540, 610 mm	360, 460, 540, 610 mm
Shelf Lengths	680, 780, 880, 980, 1080, 1180, 1280, 1380, 1480, 1580, 1680, 1780 mm	610, 765, 915, 1070, 1220, 1375, 1525, 1830 mm	765, 915, 1070, 1220, 1375, 1525mm
Post Heights	<b>Stationary:</b> 1700, 1800, 2140 mm <b>Mobile:</b> 1790 mm (includes casters)	<b>Stationary:</b> 765, 915, 1070, 1220 mm <b>Mobile:</b> 1778, 1980 mm (includes casters)	<b>Stationary:</b> 1630, 1830, 2140 mm
Weight-Bearing Capacity	<b>Stationary Unit:</b> 200 kg per shelf, 800 kg per unit. <b>Mobile Unit:</b> 340 kg per unit.	<b>Stationary Unit:</b> 365 kg per shelf, 910 kg per unit. <b>Mobile Unit:</b> 340 kg per unit.	<b>Stationary Unit:</b> 190 kg per shelf, 800 kg per unit. <b>Corner Unit:</b> 130 kg per shelf, 590 kg per unit. (2 dunnage stands required)
	Premium (based on 680 - 1280 mm length) Elements (based on 610 - 1220 mm length) Basics Plus (based on 765 - 1220 mm length)		
Shelf Plates	Interchangeable with Elements Series. Features Camguard® antimicrobial.	Interchangeable with Premium Series. Features Camguard antimicrobial.	Not interchangeable with Premium or Elements Series.
Mobility	Available in Mobile and High Density Storage System.	Available in Mobile.	Not available.
Assembly	Quickest and easiest to assemble due to molded-in dovetails.	Simple to assemble. Contains separate dovetails that must be attached to the post.	Simple to assemble. Contains separate dovetails that must be attached to the post.
<b>ACCESSORIES</b>			
Bottom Shelf Dunnage Stand	✓	✓	✓
Shelf Rails	✓	✓	✓
Vertical Drying and Storage Cradle (Trays / Cutting Boards / Lids)	✓	✓	✓
Dome Drying and Storage Cradle	✓	✓	✓
Angled Drying and Storage Cradle	✓	✓	✓
Ultimate #10 Can Rack	✓	✓	
Shelf Divider Panel	✓	✓	✓
Shelf Divider Bar (for Food Pans or Food Boxes)	✓	✓	
Single Shelf Sheet Pan/Tray Rack	✓	✓	✓
Single Shelf Security Cage	✓	✓	✓
Full Wrap Security Cage	✓		





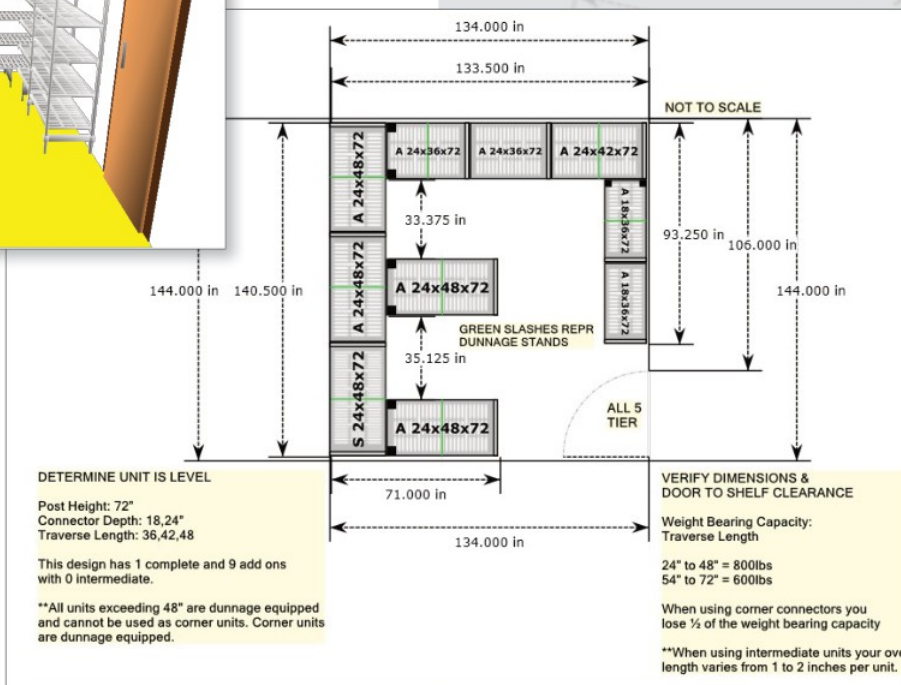
# FREE CAMSHELVING® DESIGN SERVICE



Take the guesswork out of creating your perfect shelving layout. Let our expert shelving consultants prepare a free layout that optimizes your space to create the most storage options.

## Here's what you'll get:

- 2D Floor Plan
- 3D Floor Plan
- Itemized product list by room/area
- All within 48 business-day hours



## It's Simple! To Get Started, Please Provide:

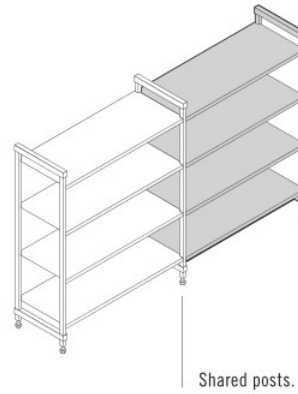
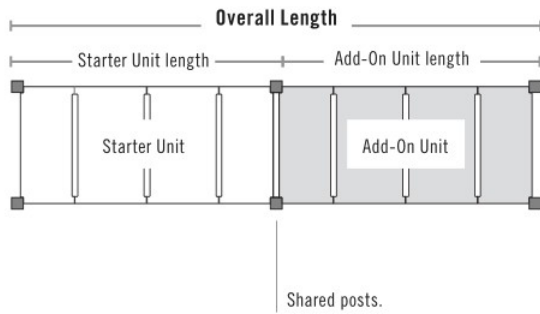
- Project Name
- Storage Room Type (freezer / cooler)
- Room(s) Dimensions (L x W x H)
- Doorway / Entryway Location & Dimension
- Obstructions (condenser / pipes)
- Additional Preferences / Requirements



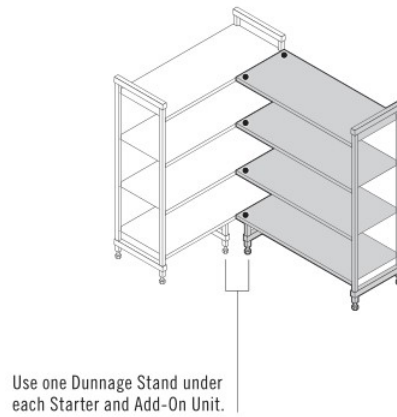
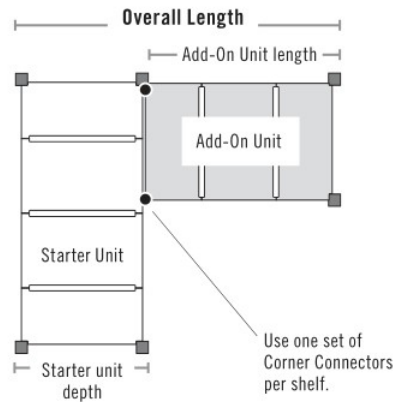
Request a Free 3D Shelving Layout

# CAMSHELVING® SERIES OVERALL LENGTH – QUICK REFERENCE GUIDE

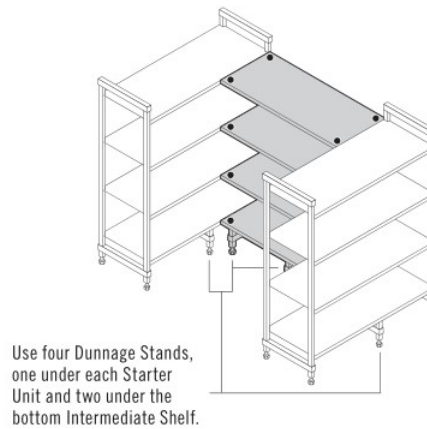
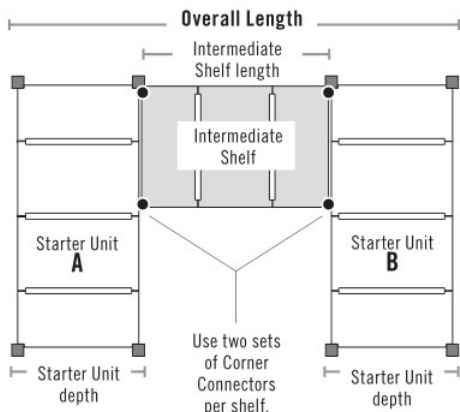
## Straight Unit: Starter Unit + Add-On Unit with Shared Posts



## Corner Unit: Starter Unit + Add-On Unit with Corner Connectors



## U-Shape Unit: Two Starter Units + Intermediate Shelves with Corner Connectors



**Straight Unit:** Starter Unit + Add-On Unit with Shared Posts

PREMIUM SERIES				ELEMENTS SERIES			BASICS PLUS SERIES		
STARTER & ADD-ON UNIT	STARTER UNIT ACTUAL LENGTH	ADD-ON UNIT ACTUAL LENGTH	OVERALL LENGTH	STARTER UNIT ACTUAL LENGTH	ADD-ON UNIT ACTUAL LENGTH	OVERALL LENGTH	STARTER UNIT ACTUAL LENGTH	ADD-ON UNIT ACTUAL LENGTH	OVERALL LENGTH
600 mm	680 mm	+ 635 mm	= <b>1315 mm</b>	610 mm	+ 559 mm	= <b>1169 mm</b>	765 mm	+ 718 mm	= <b>1483 mm</b>
700	780	+ 735	= <b>1515</b>	765	+ 712	= <b>1477</b>	915	+ 870	= <b>1785</b>
800	880	+ 835	= <b>1715</b>	915	+ 864	= <b>1779</b>	1070	+ 1023	= <b>2093</b>
900	980	+ 935	= <b>1915</b>	1070	+ 1016	= <b>2086</b>	1220	+ 1175	= <b>2395</b>
1000	1080	+ 1035	= <b>2115</b>	1220	+ 1169	= <b>2389</b>	1375	+ 1328	= <b>2703</b>
1100	1180	+ 1135	= <b>2315</b>	1375	+ 1321	= <b>2696</b>	1525	+ 1480	= <b>3005</b>
1200	1280	+ 1235	= <b>2515</b>	1525	+ 1474	= <b>2999</b>	1830	+ 1785	= <b>3615</b>
1300	1380	+ 1335	= <b>2715</b>	1830	+ 1778	= <b>3608</b>			
1400	1480	+ 1435	= <b>2915</b>						
1500	1580	+ 1535	= <b>3115</b>						
1600	1680	+ 1635	= <b>3315</b>						
1700	1780	+ 1735	= <b>3515</b>						

**Corner Unit:** Starter Unit + Add-On Unit with Corner Connectors

PREMIUM SERIES				PREMIUM SERIES			PREMIUM SERIES		
ADD-ON UNIT	ADD-ON UNIT ACTUAL LENGTH	STARTER UNIT DEPTH	OVERALL LENGTH	ADD-ON UNIT ACTUAL LENGTH	STARTER UNIT DEPTH	OVERALL LENGTH	ADD-ON UNIT ACTUAL LENGTH	STARTER UNIT DEPTH	OVERALL LENGTH
600 mm	655 mm	+ 400 mm	= <b>1035 mm</b>	655 mm	+ 500 mm	= <b>1155 mm</b>	655 mm	+ 600 mm	= <b>1255 mm</b>
700	755	+ 400	= <b>1135</b>	755	+ 500	= <b>1255</b>	755	+ 600	= <b>1355</b>
800	855	+ 400	= <b>1235</b>	855	+ 500	= <b>1355</b>	855	+ 600	= <b>1455</b>
900	955	+ 400	= <b>1335</b>	955	+ 500	= <b>1455</b>	955	+ 600	= <b>1555</b>
1000	1055	+ 400	= <b>1435</b>	1055	+ 500	= <b>1555</b>	1055	+ 600	= <b>1655</b>
1100	1155	+ 400	= <b>1535</b>	1155	+ 500	= <b>1655</b>	1155	+ 600	= <b>1755</b>
1200	1255	+ 400	= <b>1635</b>	1255	+ 500	= <b>1755</b>	1255	+ 600	= <b>1855</b>
ELEMENTS / BASICS PLUS SERIES				ELEMENTS / BASICS PLUS SERIES			ELEMENTS / BASICS PLUS SERIES		
610	585	+ *458	= <b>1045</b>	585	+ *534	= <b>1119</b>	585	+ *610	= <b>1195</b>
765	737	+ 458	= <b>1200</b>	737	+ 534	= <b>1271</b>	737	+ 610	= <b>1347</b>
915	889	+ 458	= <b>1350</b>	889	+ 534	= <b>1423</b>	889	+ 610	= <b>1499</b>
1070	1042	+ 458	= <b>1505</b>	1042	+ 534	= <b>1576</b>	1042	+ 610	= <b>1652</b>
1220	1194	+ 458	= <b>1655</b>	1194	+ 534	= <b>1728</b>	1194	+ 610	= <b>1804</b>

610 mm unit not available in Camshelving Basics Plus Series. \*Actual depth.

**U-Shape Unit:** Two Starter Units + Intermediate Shelves with Corner Connectors

PREMIUM SERIES				PREMIUM SERIES			PREMIUM SERIES		
INTERMEDIATE SHELF	INTERMEDIATE SHELF ACTUAL LENGTH	400 MM DEPTH STARTER UNIT A+B	OVERALL LENGTH	INTERMEDIATE SHELF ACTUAL LENGTH	500 MM DEPTH STARTER UNIT A+B	OVERALL LENGTH	INTERMEDIATE SHELF ACTUAL LENGTH	600 MM DEPTH STARTER UNIT A+B	OVERALL LENGTH
800 mm	830 mm	+ 800 mm	= <b>1630 mm</b>	830 mm	+ 1000 mm	= <b>1830 mm</b>	830 mm	+ 1200 mm	= <b>2030 mm</b>
900	930	+ 800	= <b>1730</b>	930	+ 1000	= <b>1930</b>	930	+ 1200	= <b>2130</b>
1000	1030	+ 800	= <b>1830</b>	1030	+ 1000	= <b>2030</b>	1030	+ 1200	= <b>2230</b>
1100	1130	+ 800	= <b>1930</b>	1130	+ 1000	= <b>2130</b>	1130	+ 1200	= <b>2330</b>
1200	1230	+ 800	= <b>2030</b>	1230	+ 1000	= <b>2230</b>	1230	+ 1200	= <b>2430</b>
ELEMENTS / BASICS PLUS SERIES				ELEMENTS / BASICS PLUS SERIES			ELEMENTS / BASICS PLUS SERIES		
915 mm	864 mm	+ *915 mm	= <b>1779 mm</b>	864 mm	+ *1067 mm	= <b>1931 mm</b>	864 mm	+ *1220 mm	= <b>2084 mm</b>
1070	1016	+ 915	= <b>1931</b>	1016	+ 1067	= <b>2083</b>	1020	+ 1220	= <b>2236</b>
1220	1169	+ 915	= <b>2084</b>	1169	+ 1067	= <b>2236</b>	1170	+ 1220	= <b>2389</b>

\*Actual depth.

# CAMSHELVING® PREMIUM series

STATIONARY | MOBILE | HIGH DENSITY

## WHY CHOOSE PREMIUM?

In high volume foodservice operations with frequent deliveries and constant loading and off-loading of products, stability, strength and sanitary storage should never be compromised. Premium Series does precisely what it was designed to do – hold the heaviest products with the roughest handling, in any environment. It is also the easiest to clean and adjust.



**camguard**  
ANTIMICROBIAL SHELF PLATES



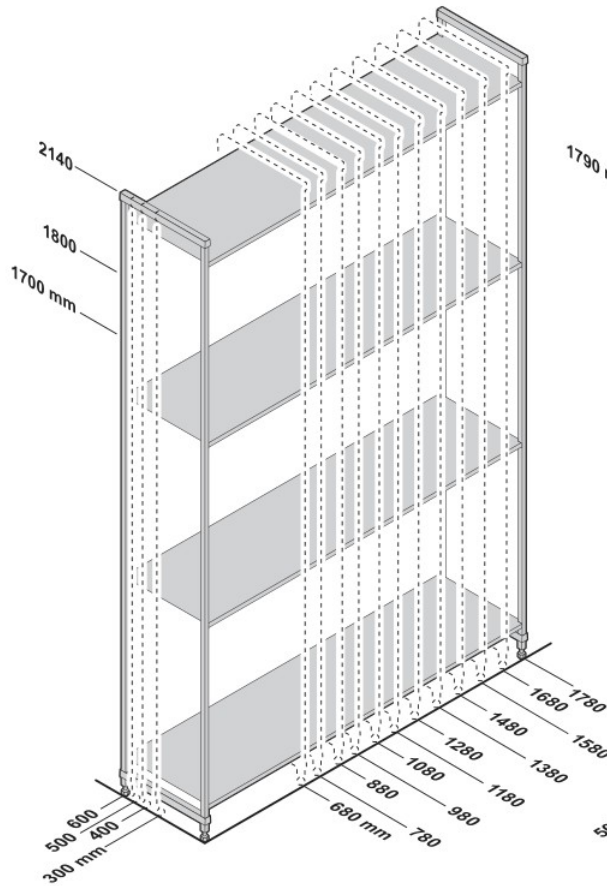
Only available from Cambro European Logistics (CEL), Germany and Cambro Üzay Turkey.



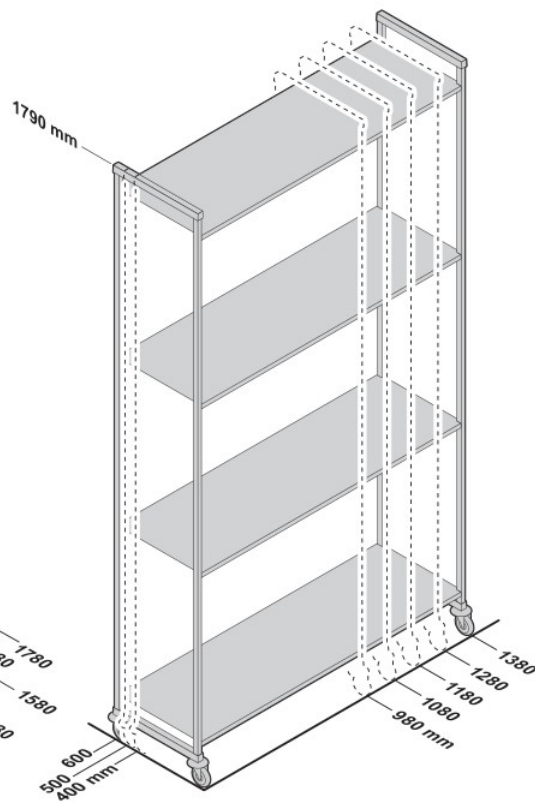
Posts, Traverses, Shelf Plates, Dunnage Stand Saddle, Post Connectors, Corner Connectors, Floor Fastener, Wall Fastener, Identification Tags, Single Shelf Security Cage, Tray Slide Rack, Ultimate #10 Can Rack, Shelf Divider Bars, High Density Track and Extension Kits are not NSF Listed.

# CAMSHELVING® PREMIUM SERIES

## Stationary Unit Sizes



## Mobile Unit Sizes



## Weight Bearing Capacity

Weight must be evenly distributed across the entire shelf.

		UNIT LENGTH 680 – 1280 MM	UNIT LENGTH 1380 – 1780 MM
<b>SINGLE UNIT</b>	Unit only	800 kg (TUV)	600 kg (TUV)
	Shelf only	200 (TUV)	150 (TUV)
	Unit with dunnage stand*	980	740
	Bottom shelf with dunnage stand*	380	290
<b>CORNER UNIT***</b> with 2 dunnage stands required	Unit only	810	—
	Shelf only	180	—
	Bottom shelf with dunnage stands*	270	—
<b>MOBILE UNIT</b>	Unit only**	340	—



**TUV CERTIFICATION  
WEIGHT BEARING CAPACITY**

\*Dunnage Stands add stability and increase weight bearing capacity on bottom shelf only. Highly recommended for Starter Units 1380 mm and longer, all Corner Units, U-Shape Units and units specified for heavier loads. (See Overall Length Quick Reference Guide).

\*\*Due to the weight bearing capacity of casters, maximum weight load on an entire Mobile Unit is 340 kg.

\*\*\* Corner connectors are for use only with shelves 680 – 1280 mm long.



## CAMSHELVING® PREMIUM SERIES – STARTER, ADD-ON AND MOBILE UNITS

### V4 4-Shelf Vented Stationary Starter and Add-On Units

HEIGHTS	DEPTHS	LENGTHS	
2	4	680 mm	1280 mm
1700 mm	300 mm	680 mm	1280 mm
1800	400	780	1380
	500	880	1480
	600	980	1580
		1080	1680
		1180	1780

### V5 5-Shelf Vented Stationary Starter and Add-On Units

HEIGHTS	DEPTHS	LENGTHS	
2	4	680 mm	1280 mm
1700 mm	300 mm	680 mm	1280 mm
1800	400	780	1380
	500	880	1480
	600	980	1580
		1080	1680
		1180	1780

### S4 4-Shelf Solid Stationary Starter and Add-On Units

HEIGHTS	DEPTHS	LENGTHS	
2	4	680 mm	1280 mm
1700 mm	300 mm	680 mm	1280 mm
1800	400	780	1380
	500	880	1480
	600	980	1580
		1080	1680
		1180	1780

### VS4 4-Shelf Vented and Solid Stationary Starter and Add-On Units (3 vented + 1 solid)

HEIGHTS	DEPTHS	LENGTHS	
2	4	680 mm	1280 mm
1700 mm	300 mm	680 mm	1280 mm
1800	400	780	1380
	500	880	1480
	600	980	1580
		1080	1680
		1180	1780

### V4 4-Shelf Vented Mobile Starter Units

HEIGHT*	DEPTHS	LENGTHS
1	3	5
1790 mm	400 mm	980 mm
	500	1080
	600	1180
		1280
		1380

### S4 4-Shelf Solid Mobile Starter Units

HEIGHT*	DEPTHS	LENGTHS
1	3	5
1790 mm	400 mm	980 mm
	500	1080
	600	1180
		1280
		1380

\* Includes 127 mm casters.

Only available from Cambro European Logistics (CEL), Germany and Cambro Üzay Turkey.

PREMIUM  
SERIES

**1700**  
mm  
HEIGHT

# V4PKG 4-SHELF VENTED UNITS

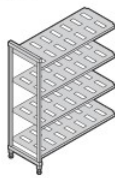
Starter units include 2 post kits and 4 shelf kits.  
Units ship complete in 6 boxes.

Add-On units include 1 post kit and 4 shelf kits.  
Units ship complete in 5 boxes.

Starter



Add-On



400 mm DEPTH

CODE	DIMENSIONS D x L x H
MPU4617V4PKG	400 x 680 x 1700 mm
MPU4717V4PKG	400 x 780 x 1700
MPU4817V4PKG	400 x 880 x 1700
MPU4917V4PKG	400 x 980 x 1700
MPU41017V4PKG	400 x 1080 x 1700
MPU41117V4PKG	400 x 1180 x 1700
MPU41217V4PKG	400 x 1280 x 1700
MPU41317V4PKG	400 x 1380 x 1700
MPU41417V4PKG	400 x 1480 x 1700
MPU41517V4PKG	400 x 1580 x 1700
MPU41617V4PKG	400 x 1680 x 1700
MPU41717V4PKG	400 x 1780 x 1700

CODE	DIMENSIONS D x L x H
MPA4617V4PKG	400 x 635 x 1700 mm
MPA4717V4PKG	400 x 735 x 1700
MPA4817V4PKG	400 x 835 x 1700
MPA4917V4PKG	400 x 935 x 1700
MPA41017V4PKG	400 x 1035 x 1700
MPA41117V4PKG	400 x 1135 x 1700
MPA41217V4PKG	400 x 1235 x 1700
MPA41317V4PKG	400 x 1335 x 1700
MPA41417V4PKG	400 x 1435 x 1700
MPA41517V4PKG	400 x 1535 x 1700
MPA41617V4PKG	400 x 1635 x 1700
MPA41717V4PKG	400 x 1735 x 1700

500 mm DEPTH

MPU5617V4PKG	500 x 680 x 1700 mm
MPU5717V4PKG	500 x 780 x 1700
MPU5817V4PKG	500 x 880 x 1700
MPU5917V4PKG	500 x 980 x 1700
MPU51017V4PKG	500 x 1080 x 1700
MPU51117V4PKG	500 x 1180 x 1700
MPU51217V4PKG	500 x 1280 x 1700
MPU51317V4PKG	500 x 1380 x 1700
MPU51417V4PKG	500 x 1480 x 1700
MPU51517V4PKG	500 x 1580 x 1700
MPU51617V4PKG	500 x 1680 x 1700
MPU51717V4PKG	500 x 1780 x 1700

MPA5617V4PKG	500 x 635 x 1700 mm
MPA5717V4PKG	500 x 735 x 1700
MPA5817V4PKG	500 x 835 x 1700
MPA5917V4PKG	500 x 935 x 1700
MPA51017V4PKG	500 x 1035 x 1700
MPA51117V4PKG	500 x 1135 x 1700
MPA51217V4PKG	500 x 1235 x 1700
MPA51317V4PKG	500 x 1335 x 1700
MPA51417V4PKG	500 x 1435 x 1700
MPA51517V4PKG	500 x 1535 x 1700
MPA51617V4PKG	500 x 1635 x 1700
MPA51717V4PKG	500 x 1735 x 1700

600 mm DEPTH

MPU6617V4PKG	600 x 680 x 1700 mm
MPU6717V4PKG	600 x 780 x 1700
MPU6817V4PKG	600 x 880 x 1700
MPU6917V4PKG	600 x 980 x 1700
MPU61017V4PKG	600 x 1080 x 1700
MPU61117V4PKG	600 x 1180 x 1700
MPU61217V4PKG	600 x 1280 x 1700
MPU61317V4PKG	600 x 1380 x 1700
MPU61417V4PKG	600 x 1480 x 1700
MPU61517V4PKG	600 x 1580 x 1700
MPU61617V4PKG	600 x 1680 x 1700
MPU61717V4PKG	600 x 1780 x 1700

MPA6617V4PKG	600 x 635 x 1700 mm
MPA6717V4PKG	600 x 735 x 1700
MPA6817V4PKG	600 x 835 x 1700
MPA6917V4PKG	600 x 935 x 1700
MPA61017V4PKG	600 x 1035 x 1700
MPA61117V4PKG	600 x 1135 x 1700
MPA61217V4PKG	600 x 1235 x 1700
MPA61317V4PKG	600 x 1335 x 1700
MPA61417V4PKG	600 x 1435 x 1700
MPA61517V4PKG	600 x 1535 x 1700
MPA61617V4PKG	600 x 1635 x 1700
MPA61717V4PKG	600 x 1735 x 1700

Color: Speckled White (490).

**STOCK PRODUCTS & COLORS AVAILABLE IN OUR EUROPEAN WAREHOUSE**  
ALL SIZES: (490)

PREMIUM  
SERIES

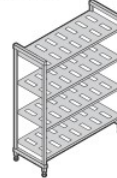
**1800**  
mm  
HEIGHT

# V4PKG 4-SHELF VENTED UNITS

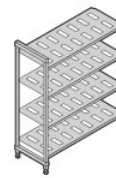
Starter units include 2 post kits and 4 shelf kits.  
Units ship complete in 6 boxes.

Add-On units include 1 post kit and 4 shelf kits.  
Units ship complete in 5 boxes.

Starter



Add-On



400 mm DEPTH

CODE	DIMENSIONS D x L x H
MPU4618V4PKG	400 x 680 x 1800 mm
MPU4718V4PKG	400 x 780 x 1800
MPU4818V4PKG	400 x 880 x 1800
MPU4918V4PKG	400 x 980 x 1800
MPU41018V4PKG	400 x 1080 x 1800
MPU41118V4PKG	400 x 1180 x 1800
MPU41218V4PKG	400 x 1280 x 1800
MPU41318V4PKG	400 x 1380 x 1800
MPU41418V4PKG	400 x 1480 x 1800
MPU41518V4PKG	400 x 1580 x 1800
MPU41618V4PKG	400 x 1680 x 1800
MPU41718V4PKG	400 x 1780 x 1800

CODE	DIMENSIONS D x L x H
MPA4618V4PKG	400 x 635 x 1800 mm
MPA4718V4PKG	400 x 735 x 1800
MPA4818V4PKG	400 x 835 x 1800
MPA4918V4PKG	400 x 935 x 1800
MPA41018V4PKG	400 x 1035 x 1800
MPA41118V4PKG	400 x 1135 x 1800
MPA41218V4PKG	400 x 1235 x 1800
MPA41318V4PKG	400 x 1335 x 1800
MPA41418V4PKG	400 x 1435 x 1800
MPA41518V4PKG	400 x 1535 x 1800
MPA41618V4PKG	400 x 1635 x 1800
MPA41718V4PKG	400 x 1735 x 1800

500 mm DEPTH

MPU5618V4PKG	500 x 680 x 1800 mm
MPU5718V4PKG	500 x 780 x 1800
MPU5818V4PKG	500 x 880 x 1800
MPU5918V4PKG	500 x 980 x 1800
MPU51018V4PKG	500 x 1080 x 1800
MPU51118V4PKG	500 x 1180 x 1800
MPU51218V4PKG	500 x 1280 x 1800
MPU51318V4PKG	500 x 1380 x 1800
MPU51418V4PKG	500 x 1480 x 1800
MPU51518V4PKG	500 x 1580 x 1800
MPU51618V4PKG	500 x 1680 x 1800
MPU51718V4PKG	500 x 1780 x 1800

MPA5618V4PKG	500 x 635 x 1800 mm
MPA5718V4PKG	500 x 735 x 1800
MPA5818V4PKG	500 x 835 x 1800
MPA5918V4PKG	500 x 935 x 1800
MPA51018V4PKG	500 x 1035 x 1800
MPA51118V4PKG	500 x 1135 x 1800
MPA51218V4PKG	500 x 1235 x 1800
MPA51318V4PKG	500 x 1335 x 1800
MPA51418V4PKG	500 x 1435 x 1800
MPA51518V4PKG	500 x 1535 x 1800
MPA51618V4PKG	500 x 1635 x 1800
MPA51718V4PKG	500 x 1735 x 1800

600 mm DEPTH

MPU6618V4PKG	600 x 680 x 1800 mm
MPU6718V4PKG	600 x 780 x 1800
MPU6818V4PKG	600 x 880 x 1800
MPU6918V4PKG	600 x 980 x 1800
MPU61018V4PKG	600 x 1080 x 1800
MPU61118V4PKG	600 x 1180 x 1800
MPU61218V4PKG	600 x 1280 x 1800
MPU61318V4PKG	600 x 1380 x 1800
MPU61418V4PKG	600 x 1480 x 1800
MPU61518V4PKG	600 x 1580 x 1800
MPU61618V4PKG	600 x 1680 x 1800
MPU61718V4PKG	600 x 1780 x 1800

MPA6618V4PKG	600 x 635 x 1800 mm
MPA6718V4PKG	600 x 735 x 1800
MPA6818V4PKG	600 x 835 x 1800
MPA6918V4PKG	600 x 935 x 1800
MPA61018V4PKG	600 x 1035 x 1800
MPA61118V4PKG	600 x 1135 x 1800
MPA61218V4PKG	600 x 1235 x 1800
MPA61318V4PKG	600 x 1335 x 1800
MPA61418V4PKG	600 x 1435 x 1800
MPA61518V4PKG	600 x 1535 x 1800
MPA61618V4PKG	600 x 1635 x 1800
MPA61718V4PKG	600 x 1735 x 1800



PREMIUM  
SERIES

**1800**  
mm  
HEIGHT

# V5PKG 5-SHELF VENTED UNITS

Starter units include 2 post kits and 5 shelf kits.  
Units ship complete in 7 boxes.

Add-On units include 1 post kit and 5 shelf kits.  
Units ship complete in 6 boxes.

Starter



400 mm DEPTH

CODE	DIMENSIONS D x L x H
MPU4618V5PKG	400 x 680 x 1800 mm
MPU4718V5PKG	400 x 780 x 1800
MPU4818V5PKG	400 x 880 x 1800
MPU4918V5PKG	400 x 980 x 1800
MPU41018V5PKG	400 x 1080 x 1800
MPU41118V5PKG	400 x 1180 x 1800
MPU41218V5PKG	400 x 1280 x 1800
MPU41318V5PKG	400 x 1380 x 1800
MPU41418V5PKG	400 x 1480 x 1800
MPU41518V5PKG	400 x 1580 x 1800
MPU41618V5PKG	400 x 1680 x 1800
MPU41718V5PKG	400 x 1780 x 1800

500 mm DEPTH

MPU5618V5PKG	500 x 680 x 1800 mm
MPU5718V5PKG	500 x 780 x 1800
MPU5818V5PKG	500 x 880 x 1800
MPU5918V5PKG	500 x 980 x 1800
MPU51018V5PKG	500 x 1080 x 1800
MPU51118V5PKG	500 x 1180 x 1800
MPU51218V5PKG	500 x 1280 x 1800
MPU51318V5PKG	500 x 1380 x 1800
MPU51418V5PKG	500 x 1480 x 1800
MPU51518V5PKG	500 x 1580 x 1800
MPU51618V5PKG	500 x 1680 x 1800
MPU51718V5PKG	500 x 1780 x 1800

600 mm DEPTH

MPU6618V5PKG	600 x 680 x 1800 mm
MPU6718V5PKG	600 x 780 x 1800
MPU6818V5PKG	600 x 880 x 1800
MPU6918V5PKG	600 x 980 x 1800
MPU61018V5PKG	600 x 1080 x 1800
MPU61118V5PKG	600 x 1180 x 1800
MPU61218V5PKG	600 x 1280 x 1800
MPU61318V5PKG	600 x 1380 x 1800
MPU61418V5PKG	600 x 1480 x 1800
MPU61518V5PKG	600 x 1580 x 1800
MPU61618V5PKG	600 x 1680 x 1800
MPU61718V5PKG	600 x 1780 x 1800

Color: Speckled White (490).

Add-On



CODE	DIMENSIONS D x L x H
MPA4618V5PKG	400 x 635 x 1800 mm
MPA4718V5PKG	400 x 735 x 1800
MPA4818V5PKG	400 x 835 x 1800
MPA4918V5PKG	400 x 935 x 1800
MPA41018V5PKG	400 x 1035 x 1800
MPA41118V5PKG	400 x 1135 x 1800
MPA41218V5PKG	400 x 1235 x 1800
MPA41318V5PKG	400 x 1335 x 1800
MPA41418V5PKG	400 x 1435 x 1800
MPA41518V5PKG	400 x 1535 x 1800
MPA41618V5PKG	400 x 1635 x 1800
MPA41718V5PKG	400 x 1735 x 1800

MPA5618V5PKG	500 x 635 x 1800 mm
MPA5718V5PKG	500 x 735 x 1800
MPA5818V5PKG	500 x 835 x 1800
MPA5918V5PKG	500 x 935 x 1800
MPA51018V5PKG	500 x 1035 x 1800
MPA51118V5PKG	500 x 1135 x 1800
MPA51218V5PKG	500 x 1235 x 1800
MPA51318V5PKG	500 x 1335 x 1800
MPA51418V5PKG	500 x 1435 x 1800
MPA51518V5PKG	500 x 1535 x 1800
MPA51618V5PKG	500 x 1635 x 1800
MPA51718V5PKG	500 x 1735 x 1800

MPA6618V5PKG	600 x 635 x 1800 mm
MPA6718V5PKG	600 x 735 x 1800
MPA6818V5PKG	600 x 835 x 1800
MPA6918V5PKG	600 x 935 x 1800
MPA61018V5PKG	600 x 1035 x 1800
MPA61118V5PKG	600 x 1135 x 1800
MPA61218V5PKG	600 x 1235 x 1800
MPA61318V5PKG	600 x 1335 x 1800
MPA61418V5PKG	600 x 1435 x 1800
MPA61518V5PKG	600 x 1535 x 1800
MPA61618V5PKG	600 x 1635 x 1800
MPA61718V5PKG	600 x 1735 x 1800

**STOCK PRODUCTS & COLORS AVAILABLE IN OUR EUROPEAN WAREHOUSE**  
ALL SIZES: (490)

PREMIUM  
SERIES

**1790**  
mm  
HEIGHT

# V4PKG 4-SHELF MOBILE UNITS

Mobile starter units include 2 mobile post kits, 4 shelf kits vented or solid and 4 swivel casters with total locking brake. Units ship complete in 6 boxes.

Vented



400 mm  
DEPTH

DIMENSIONS D x L x H
400 x 980 x 1790 mm
400 x 1080 x 1790
400 x 1180 x 1790
400 x 1280 x 1790
400 x 1380 x 1790

CODE
MPMU4917V4PKG
MPMU41017V4PKG
MPMU41117V4PKG
MPMU41217V4PKG
MPMU41317V4PKG

Solid



500 mm  
DEPTH

500 x 980 x 1790 mm
500 x 1080 x 1790
500 x 1180 x 1790
500 x 1280 x 1790
500 x 1380 x 1790

MPMU5917V4PKG
MPMU51017V4PKG
MPMU51117V4PKG
MPMU51217V4PKG
MPMU51317V4PKG

600 mm  
DEPTH

600 x 980 x 1790 mm
600 x 1080 x 1790
600 x 1180 x 1790
600 x 1280 x 1790
600 x 1380 x 1790

MPMU6917V4PKG
MPMU61017V4PKG
MPMU61117V4PKG
MPMU61217V4PKG
MPMU61317V4PKG

MPMU4917S4PKG
MPMU41017S4PKG
MPMU41117S4PKG
MPMU41217S4PKG
MPMU41317S4PKG

MPMU5917S4PKG
MPMU51017S4PKG
MPMU51117S4PKG
MPMU51217S4PKG
MPMU51317S4PKG

\*Includes 127 mm casters.

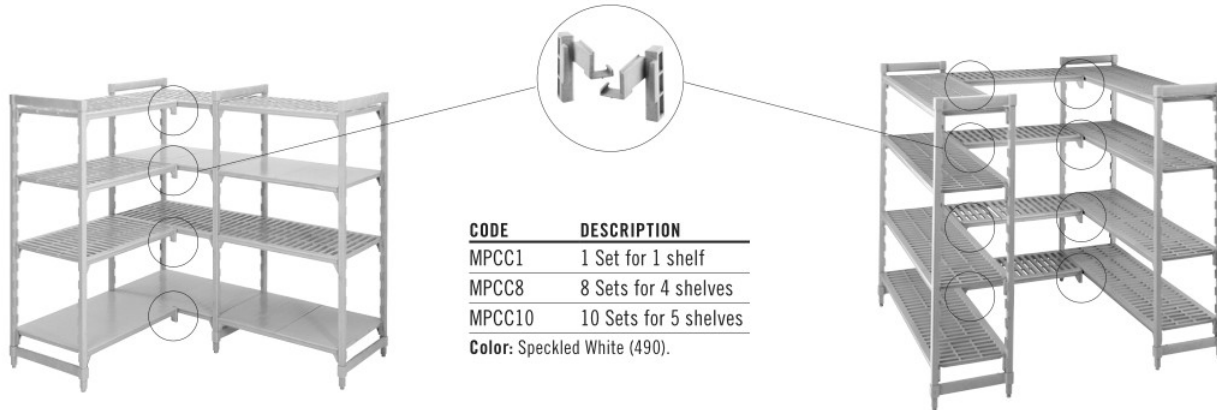
# CAMSHELVING® PREMIUM SERIES ACCESSORIES

## Corner Connectors

Unique patented design ensures maximum shelf space utilization. Use 1 set per shelf to connect starter and add-on units in corners. Connect 4 or 5 intermediate shelves between 2 starter units (2 sets required per shelf). Available as a single set or 8 or 10 set packs.

**STOCK PRODUCTS & COLORS  
AVAILABLE IN OUR EUROPEAN  
WAREHOUSE**

ALL SIZES: (490)



CODE	DESCRIPTION
MPCC1	1 Set for 1 shelf
MPCC8	8 Sets for 4 shelves
MPCC10	10 Sets for 5 shelves


**Color:** Speckled White (490).

## Bottom Shelf Dunnage Stands

Increase weight bearing capacity on bottom shelf only. Add to any shelf length. Highly recommended for starter units 1380 mm and longer and all corner units, intermediate units and units specified for heavier load volume on and off bottom shelves.

CODE	DIMENSIONS D x H
<b>Dunnage Stand – Low</b>	
MPDS30H16	300 x 190 mm
MPDS40H16	400 x 190
MPDS50H16	500 x 190
MPDS60H16	600 x 190
<b>Dunnage Stand – Tall</b>	
MPDS30H30	300 x 289
MPDS40H30	400 x 289
MPDS50H30	500 x 289
MPDS60H30	600 x 289

**Case Pack:** 1  
**Color:** Speckled White (490).



**STOCK PRODUCTS & COLORS  
AVAILABLE IN OUR EUROPEAN  
WAREHOUSE**

ALL SIZES: (490)

## Shelf Traverses

Available in single or double packs. Use a single set to add an open shelf for divider bars or drying racks. Add single traverses onto back posts for extra support when placing rolling equipment under the first shelf.

LENGTH	SINGLE PACK CODE*	DOUBLE PACK CODE**
600 mm	MPTR60	—
700	MPTR70	—
800	MPTR80	—
900	MPTR90	MPTR902PK
1000	MPTR100	MPTR1002PK
1100	MPTR110	MPTR1102PK
1200	MPTR120	MPTR1202PK
1300	MPTR130	MPTR1302PK
1400	MPTR140	—
1500	MPTR150	—
1600	MPTR160	—
1700	MPTR170	—

\*Case Pack: 1 \*\*Case Pack: 2  
**Color:** Speckled White (490).



**STOCK PRODUCTS & COLORS  
AVAILABLE IN OUR EUROPEAN  
WAREHOUSE**

ALL SIZES: (490)



## HIGH DENSITY STORAGE FLOOR TRACK SYSTEM

Maximize storage capacity by creating storage aisles in all available space. This simple system is composed of stationary starter units anchored to a raised floor track system at both ends with high density mobile units installed in between. Easy to install track requires no drilling or gluing.

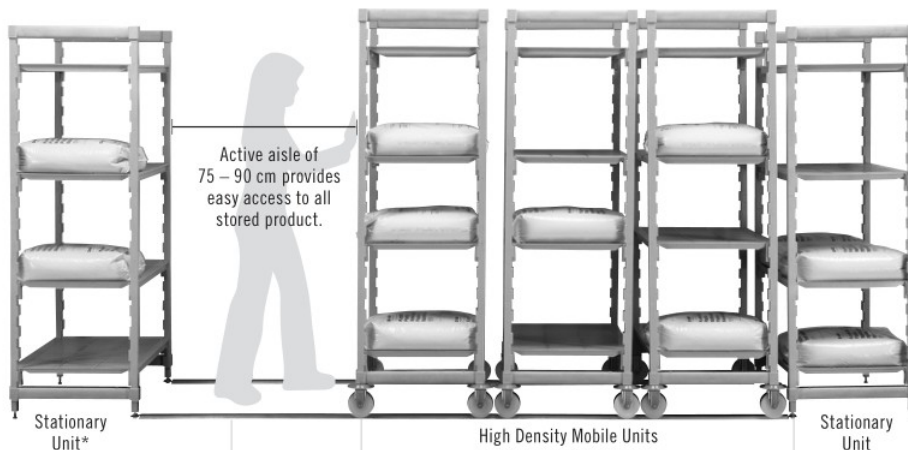


Increases Storage Capacity Up To

# 50%

High Density Mobile Units are available with factory assembled post kits, vented or solid shelves and high density casters and bumpers. Full track and extension kits ship complete with required hardware. Stationary Starter Units are required to anchor the system at both ends. Choose from a wide selection of sizes with 4 or 5 shelves to maximize storage space. (See Premium Series spec pages).

**Only available from Cambro European Logistics (CEL), Germany and Cambro Özay Turkey.**



Raised Floor Track provides a smooth and level surface to easily roll mobile units. Raised track ensures dirt will not get trapped and is easy to clean. Aluminum track and stainless steel hardware are rust resistant.

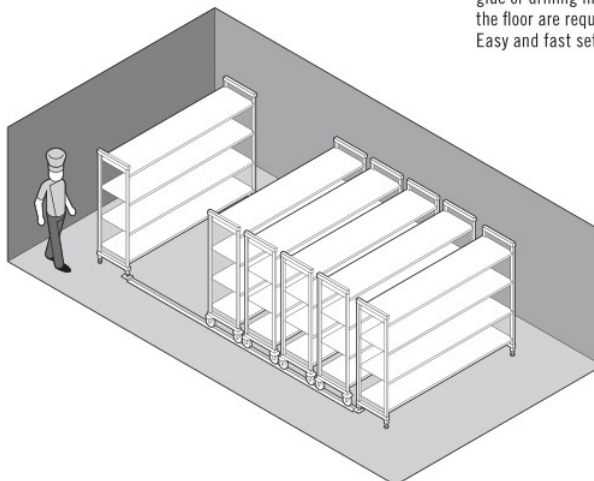
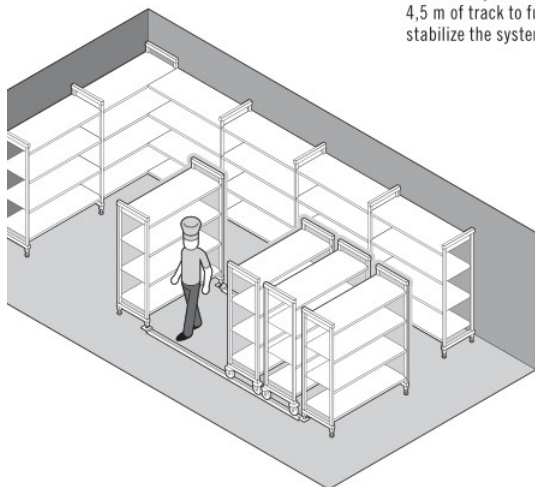
\*It is recommended to use a stationary unit for every 4,5 m of track to further stabilize the system.



Grooved casters roll easily and securely on raised track.

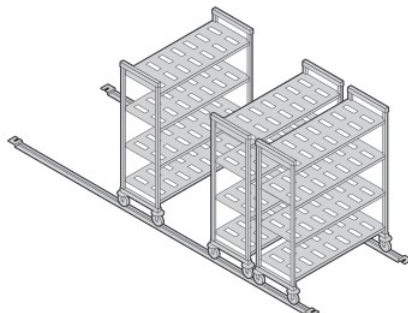


Raised track connects easily to the bottom of a stationary unit that works as a system anchor. No bolts, no glue or drilling into the floor are required. Easy and fast set up.



### 4-Shelf Vented High Density Mobile Starter Units

Units include 2 mobile post kits, 4 shelf kits, 4 high density casters and 4 high density bumpers. Ships in 6 boxes.

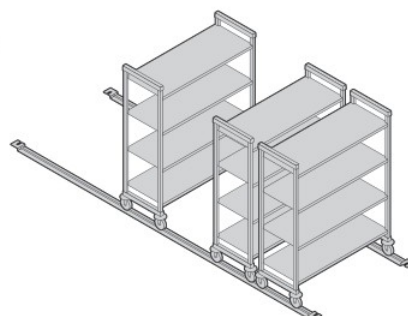


HEIGHT*	DEPTHS	LENGTHS
<b>1</b>	<b>2</b>	<b>5</b>
<b>1790 mm</b>	<b>500 mm</b>	<b>980 mm</b>
	<b>600</b>	<b>1080</b>
		<b>1180</b>
		<b>1280</b>
		<b>1380</b>

\* Includes 127 mm casters.

### 4-Shelf Solid High Density Mobile Starter Units

Units include 2 mobile post kits, 4 shelf kits, 4 high density casters and 4 high density bumpers. Ships in 6 boxes.



HEIGHT*	DEPTHS	LENGTHS
<b>1</b>	<b>2</b>	<b>5</b>
<b>1790 mm</b>	<b>500 mm</b>	<b>980 mm</b>
	<b>600</b>	<b>1080</b>
		<b>1180</b>
		<b>1280</b>
		<b>1380</b>

\*Includes 127 mm casters.

### Full Track and Extension Kits

Aluminum raised track kits and track extensions ship complete in 1 box. Each kit includes all stainless steel hardware necessary to complete a floor installation. Ships in 1 box.

It is highly recommended to install a stationary starter unit every 4,5 m of track to further stabilize the system.



Full Track LENGTHS	Track Extension LENGTHS
<b>3</b>	<b>3</b>
<b>3,05 m</b>	<b>1,38 m</b>
<b>3,66</b>	<b>1,53</b>
<b>4,42</b>	<b>1,83</b>

CODE	DESCRIPTION	CASE PACK
<b>Full Track Kit</b>		
CSMHDTK10	3,05 m Track for 3 Mobile Units*	1
CSMHDTK12	3,66 m Track for 4 Mobile Units*	1
CSMHDTK145	4,42 m Track for 5 Mobile Units*	1
<b>Track Extension Kit</b>		
CSMHDTKE4	1,38 m Track Extension	1
CSMHDTKE5	1,53 m Track Extension	1
CSMHDTKE6	1,83 m Track Extension	1
<b>Accessories</b>		
CSHDFE	Floor Fastener	4

Color: Silver (000). \*Based on 600 mm deep mobile units.

**STOCK PRODUCTS & COLORS AVAILABLE IN OUR EUROPEAN WAREHOUSE**

ALL FLOOR TRACK KIT AND EXTENSION SIZES: (000)

PREMIUM  
SERIES

# V4

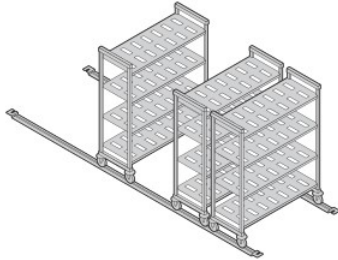
## 4-SHELF VENTED HIGH DENSITY MOBILE UNITS

# S4

## 4-SHELF SOLID HIGH DENSITY MOBILE UNITS

Units include 2 mobile post kits, 4 shelf kits, 4 high density casters and 4 high density bumpers. Units ship complete in 6 boxes.

**1790**  
mm  
HEIGHT

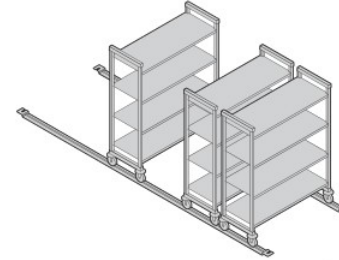


**500** mm  
DEPTH

CODE	DIMENSIONS D x L x H*
MPHU5917V4PKG	500 x 980 x 1790 mm
MPHU51017V4PKG	500 x 1080 x 1790
MPHU51117V4PKG	500 x 1180 x 1790
MPHU51217V4PKG	500 x 1280 x 1790
MPHU51317V4PKG	500 x 1380 x 1790

**600** mm  
DEPTH

MPHU6917V4PKG	600 x 980 x 1790 mm
MPHU61017V4PKG	600 x 1080 x 1790
MPHU61117V4PKG	600 x 1180 x 1790
MPHU61217V4PKG	600 x 1280 x 1790
MPHU61317V4PKG	600 x 1380 x 1790



CODE	DIMENSIONS D x L x H*
MPHU5917S4PKG	500 x 980 x 1790 mm
MPHU51017S4PKG	500 x 1080 x 1790
MPHU51117S4PKG	500 x 1180 x 1790
MPHU51217S4PKG	500 x 1280 x 1790
MPHU51317S4PKG	500 x 1380 x 1790

MPHU6917S4PKG	600 x 980 x 1790 mm
MPHU61017S4PKG	600 x 1080 x 1790
MPHU61117S4PKG	600 x 1180 x 1790
MPHU61217S4PKG	600 x 1280 x 1790
MPHU61317S4PKG	600 x 1380 x 1790

Color: Speckled White (490). \*Includes 127 mm casters.

**STOCK PRODUCTS & COLORS  
AVAILABLE IN OUR EUROPEAN  
WAREHOUSE**

ALL SIZES: (490)

### High Density Caster with Donut Bumper

Grooved caster rolls easily and securely on raised track. Donut bumper protects mobile units from coming into direct contact with each other.

CODE	SIZE
MPMCHD	127 mm

Case Pack: 2 Color: Grey (000).

**STOCK PRODUCTS & COLORS  
AVAILABLE IN OUR EUROPEAN  
WAREHOUSE**

MPMCHD: (000)





# CAMSHELVING® ELEMENTS series

STATIONARY | MOBILE | UNDERCOUNTER

## WHY CHOOSE ELEMENTS?

Made from a revolutionary, extremely strong composite material with a smooth, easy to clean surface. Elements Series is stronger than common wire shelving. It's lighter in weight than Camshelving Premium Series and totally impervious to moisture, chemicals and liquids that can destroy shelving over time. Elements Series is designed for medium to heavy storage use in freezers, coolers, dry storage or warewashing areas. It easily supports the performance demands of a busy foodservice operation.



**camguard**  
ANTIMICROBIAL SHELF PLATES



COMPONENT

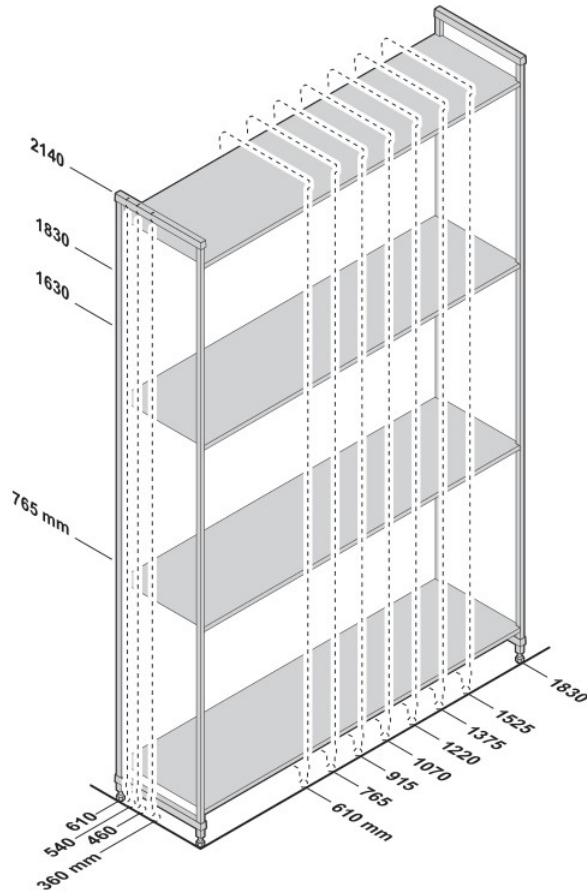


Post Connectors, Corner Connectors, Floor Fastener, Wall Fastener, Identification Tags, Single Shelf Security Cage, Ultimate #10 Can Rack, and Shelf Divider Bars are not NSF Listed.

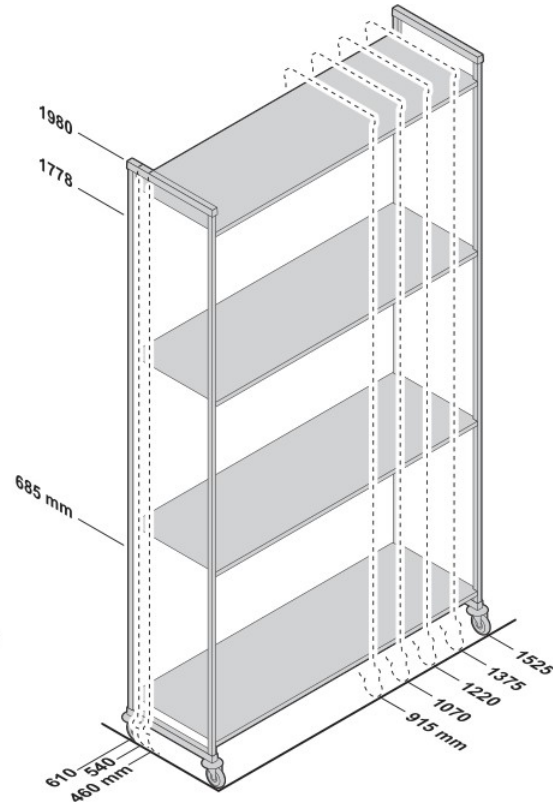


# CAMSHELVING® ELEMENTS SERIES

## Stationary Unit Sizes



## Mobile Unit Sizes



## Weight Bearing Capacity

Weight must be evenly distributed across the entire shelf.

		UNIT LENGTH 610 – 1220 MM	UNIT LENGTH 1375 – 1830 MM
<b>SINGLE UNIT</b>	Unit only	910 kg	910 kg
	Shelf only	365	275
	Unit with dunnage stand*	1110	1045
	Bottom shelf with dunnage stand*	545	410
<b>CORNER UNIT***</b> with 2 dunnage stands required	Unit only	820	—
	Shelf only	185	—
	Bottom shelf with dunnage stands*	275	—
<b>MOBILE UNIT</b>	Unit only**	340	—

\*Dunnage Stands add stability and increase weight bearing capacity on bottom shelf only. Highly recommended for Starter Units 1375 mm and longer, all Corner Units, U-Shape Units and units specified for heavier loads. (See Overall Length Quick Reference Guide).  
 \*\*Due to the weight bearing capacity of casters, maximum weight load on an entire Mobile Unit is 340 kg.  
 \*\*\* Corner connectors are for use only with shelves 610 – 1220 mm long.

## CAMSHELVING® ELEMENTS SERIES – STARTER, ADD-ON AND MOBILE UNITS

### V4 V5 4-Shelf or 5-Shelf Vented Stationary Starter and Add-On Units

HEIGHTS	DEPTHS	LENGTHS
3	3	8
1630 mm	460 mm	610 mm 1220 mm
1830	540	765 1375
2140	610	915 1525
		1070 1830

### V2 2-Shelf Undercounter Vented Stationary Starter Units

HEIGHT	DEPTH	LENGTHS
1	1	2
765 mm	460 mm	915 mm 1220

### S4 4-Shelf Solid Stationary Starter and Add-On Units

HEIGHTS	DEPTHS	LENGTHS
3	3	8
1630 mm	460 mm	610 mm 1220 mm
1830	540	765 1375
2140	610	915 1525
		1070 1830

### S5 5-Shelf Solid Stationary Starter and Add-On Units

HEIGHT	DEPTHS	LENGTHS
1	3	8
2140 mm	460 mm	610 mm 1220 mm
	540	765 1375
	610	915 1525
		1070 1830

### VS4 4-Shelf Vented and Solid Stationary Starter and Add-On Units (3 vented + 1 solid)

HEIGHTS	DEPTHS	LENGTHS
3	3	8
1630 mm	460 mm	610 mm 1220 mm
1830	540	765 1375
2140	610	915 1525
		1070 1830

### VS5 5-Shelf Vented and Solid Stationary Starter and Add-On Units (4 vented + 1 solid)

HEIGHT	DEPTHS	LENGTHS
1	3	8
2140 mm	460 mm	610 mm 1220 mm
	540	765 1375
	610	915 1525
		1070 1830

### V4 V5 4-Shelf or 5-Shelf Vented Mobile Starter Units

HEIGHTS*	DEPTHS	LENGTHS
2	3	5
1778 mm	460 mm	915 mm 1375 mm
1980	540	1070 1525
	610	1220

### V2 2-Shelf Undercounter Vented Mobile Starter Units

HEIGHT*	DEPTH	LENGTHS
1	1	3
685 mm	360 mm	610 mm
		915
		1220

\* Includes 127 mm casters.



ELEMENTS  
SERIES

**1630**  
mm  
HEIGHT

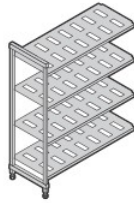
**V4**  
**4-SHELF VENTED UNITS**

Starter units include 2 factory assembled stationary post kits, stationary traverses, stationary traverse dovetails and shelf plates. Add-On units include 1 factory assembled stationary post kit, stationary traverses, stationary traverse dovetails and shelf plates. Units ship complete in 1 box.

Starter



Add-On



**460** mm  
DEPTH

DIMENSIONS  
D x L x H

460 x 610 x 1630 mm
460 x 765 x 1630
460 x 915 x 1630
460 x 1070 x 1630
460 x 1220 x 1630
460 x 1375 x 1630
460 x 1525 x 1630
460 x 1830 x 1630

CODE

ESU182464V4
ESU183064V4
ESU183664V4
ESU184264V4
ESU184864V4
ESU185464V4
ESU186064V4
ESU187264V4

CODE

EA182464V4
EA183064V4
EA183664V4
EA184264V4
EA184864V4
EA185464V4
EA186064V4
EA187264V4

**540** mm  
DEPTH

540 x 610 x 1630 mm
540 x 765 x 1630
540 x 915 x 1630
540 x 1070 x 1630
540 x 1220 x 1630
540 x 1375 x 1630
540 x 1525 x 1630
540 x 1830 x 1630

ESU212464V4
ESU213064V4
ESU213664V4
ESU214264V4
ESU214864V4
ESU215464V4
ESU216064V4
ESU217264V4

EA212464V4
EA213064V4
EA213664V4
EA214264V4
EA214864V4
EA215464V4
EA216064V4
EA217264V4

**610** mm  
DEPTH

610 x 610 x 1630 mm
610 x 765 x 1630
610 x 915 x 1630
610 x 1070 x 1630
610 x 1220 x 1630
610 x 1375 x 1630
610 x 1525 x 1630
610 x 1830 x 1630

ESU242464V4
ESU243064V4
ESU243664V4
ESU244264V4
ESU244864V4
ESU245464V4
ESU246064V4
ESU247264V4

EA242464V4
EA243064V4
EA243664V4
EA244264V4
EA244864V4
EA245464V4
EA246064V4
EA247264V4

Color: Brushed Graphite (580).

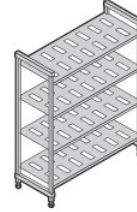
ELEMENTS  
SERIES

**1830**  
mm  
HEIGHT

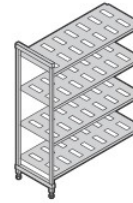
**V4**  
**4-SHELF VENTED UNITS**

Starter units include 2 factory assembled stationary post kits, stationary traverses, stationary traverse dovetails and shelf plates. Add-On units include 1 factory assembled stationary post kit, stationary traverses, stationary traverse dovetails and shelf plates. Units ship complete in 1 box.

Starter



Add-On



DIMENSIONS  
D x L x H

460 x 610 x 1830 mm
460 x 765 x 1830
460 x 915 x 1830
460 x 1070 x 1830
460 x 1220 x 1830
460 x 1375 x 1830
460 x 1525 x 1830
460 x 1830 x 1830

CODE

ESU182472V4
ESU183072V4
ESU183672V4
ESU184272V4
ESU184872V4
ESU185472V4
ESU186072V4
ESU187272V4

CODE

EA182472V4
EA183072V4
EA183672V4
EA184272V4
EA184872V4
EA185472V4
EA186072V4
EA187272V4

540 x 610 x 1830 mm
540 x 765 x 1830
540 x 915 x 1830
540 x 1070 x 1830
540 x 1220 x 1830
540 x 1375 x 1830
540 x 1525 x 1830
540 x 1830 x 1830

ESU212472V4
ESU213072V4
ESU213672V4
ESU214272V4
ESU214872V4
ESU215472V4
ESU216072V4
ESU217272V4

EA212472V4
EA213072V4
EA213672V4
EA214272V4
EA214872V4
EA215472V4
EA216072V4
EA217272V4

610 x 610 x 1830 mm
610 x 765 x 1830
610 x 915 x 1830
610 x 1070 x 1830
610 x 1220 x 1830
610 x 1375 x 1830
610 x 1525 x 1830
610 x 1830 x 1830

ESU242472V4
ESU243072V4
ESU243672V4
ESU244272V4
ESU244872V4
ESU245472V4
ESU246072V4
ESU247272V4

EA242472V4
EA243072V4
EA243672V4
EA244272V4
EA244872V4
EA245472V4
EA246072V4
EA247272V4

ELEMENTS  
SERIES

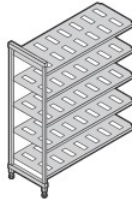
**2140**  
mm  
HEIGHT

**V5**  
**5-SHELF VENTED UNITS**

Starter units include 2 factory assembled stationary post kits, stationary traverses, stationary traverse dovetails and shelf plates. Add-On units include 1 factory assembled stationary post kit, stationary traverses, stationary traverse dovetails and shelf plates. Units ship complete in 1 box.

Starter

Add-On



**460** mm  
DEPTH

DIMENSIONS  
D x L x H

460 x 610 x 2140 mm
460 x 765 x 2140
460 x 915 x 2140
460 x 1070 x 2140
460 x 1220 x 2140
460 x 1375 x 2140
460 x 1525 x 2140
460 x 1830 x 2140

CODE

ESU182484V5
ESU183084V5
ESU183684V5
ESU184284V5
ESU184884V5
ESU185484V5
ESU186084V5
ESU187284V5

CODE

EA182484V5
EA183084V5
EA183684V5
EA184284V5
EA184884V5
EA185484V5
EA186084V5
EA187284V5

**540** mm  
DEPTH

540 x 610 x 2140 mm
540 x 765 x 2140
540 x 915 x 2140
540 x 1070 x 2140
540 x 1220 x 2140
540 x 1375 x 2140
540 x 1525 x 2140
540 x 1830 x 2140

ESU212484V5
ESU213084V5
ESU213684V5
ESU214284V5
ESU214884V5
ESU215484V5
ESU216084V5
ESU217284V5

EA212484V5
EA213084V5
EA213684V5
EA214284V5
EA214884V5
EA215484V5
EA216084V5
EA217284V5

**610** mm  
DEPTH

610 x 610 x 2140 mm
610 x 765 x 2140
610 x 915 x 2140
610 x 1070 x 2140
610 x 1220 x 2140
610 x 1375 x 2140
610 x 1525 x 2140
610 x 1830 x 2140

ESU242484V5
ESU243084V5
ESU243684V5
ESU244284V5
ESU244884V5
ESU245484V5
ESU246084V5
ESU247284V5

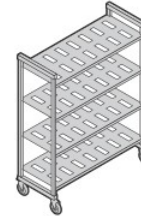
EA242484V5
EA243084V5
EA243684V5
EA244284V5
EA244884V5
EA245484V5
EA246084V5
EA247284V5

Color: Brushed Graphite (580).

ELEMENTS  
SERIES

**V4**  
**4-SHELF VENTED  
MOBILE UNITS**

Mobile units include 2 factory assembled mobile post kits, mobile traverses, mobile traverse dovetails, shelf plates, and 4 premium swivel casters with total locking brake. Units ship complete in 1 box.



\* Includes  
127 mm  
casters.

**1778**  
mm  
HEIGHT

**460** mm  
DEPTH

**540** mm  
DEPTH

**610** mm  
DEPTH

**1980**  
mm  
HEIGHT

**460** mm  
DEPTH

**540** mm  
DEPTH

**610** mm  
DEPTH

CODE	DIMENSIONS D x L x H*
EMU183670V4	460 x 915 x 1778 mm
EMU184270V4	460 x 1070 x 1778
EMU184870V4	460 x 1220 x 1778
EMU185470V4	460 x 1375 x 1778
EMU186070V4	460 x 1525 x 1778

EMU213670V4	540 x 915 x 1778 mm
EMU214270V4	540 x 1070 x 1778
EMU214870V4	540 x 1220 x 1778
EMU215470V4	540 x 1375 x 1778
EMU216070V4	540 x 1525 x 1778

EMU243670V4	610 x 915 x 1778 mm
EMU244270V4	610 x 1070 x 1778
EMU244870V4	610 x 1220 x 1778
EMU245470V4	610 x 1375 x 1778
EMU246070V4	610 x 1525 x 1778

CODE	DIMENSIONS D x L x H*
EMU183678V4	460 x 915 x 1980 mm
EMU184278V4	460 x 1070 x 1980
EMU184878V4	460 x 1220 x 1980
EMU185478V4	460 x 1375 x 1980
EMU186078V4	460 x 1525 x 1980

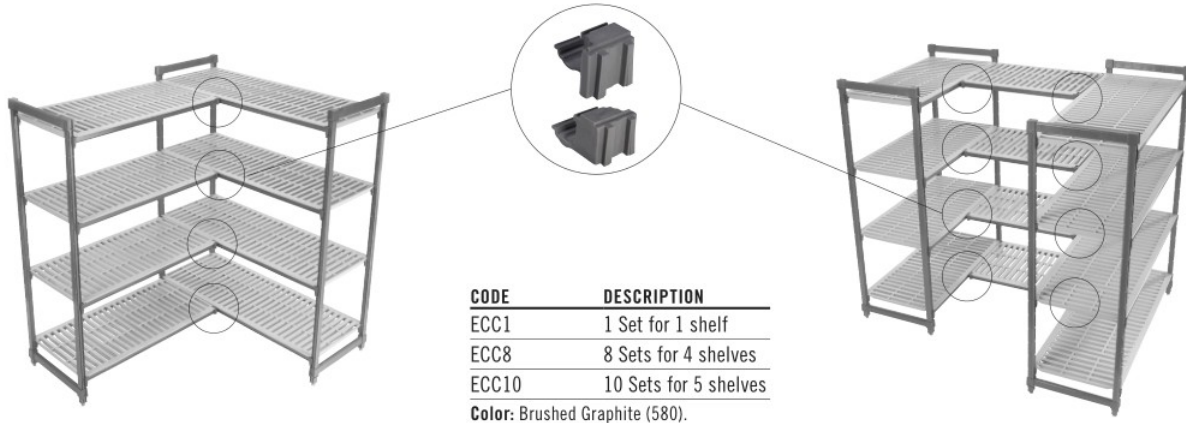
EMU213678V4	540 x 915 x 1980 mm
EMU214278V4	540 x 1070 x 1980
EMU214878V4	540 x 1220 x 1980
EMU215478V4	540 x 1375 x 1980
EMU216078V4	540 x 1525 x 1980

EMU243678V4	610 x 915 x 1980 mm
EMU244278V4	610 x 1070 x 1980
EMU244878V4	610 x 1220 x 1980
EMU245478V4	610 x 1375 x 1980
EMU246078V4	610 x 1525 x 1980

## CAMSHELVING® ELEMENTS SERIES

### Corner Connectors

Unique patented design ensures maximum shelf space utilization. Use 1 set per shelf to connect starter and add-on units in corners. Connect 4 or 5 intermediate shelves between 2 starter units (2 sets required per shelf). Available as a single set or 8 or 10 set packs.




### Bottom Shelf Dunnage Stands

Increase weight bearing capacity on bottom shelf only. Add to any shelf length. Highly recommended for starter units 1375 mm and longer and all corner units, intermediate units and units specified for heavier load volume on and off bottom shelves.

CODE	DIMENSIONS D x H
<b>Dunnage Stand – Low</b>	
EDS14H6	360 x 165 mm
EDS18H6	460 x 165
EDS21H6	540 x 165
EDS24H6	610 x 165
<b>Dunnage Stand – Tall</b>	
EDS14H10	360 x 267
EDS18H10	460 x 267
EDS21H10	540 x 267
EDS24H10	610 x 267

**Case Pack:** 1  
**Color:** Brushed Graphite (580).



## CAMSHELVING® ELEMENTS SERIES

### Shelf Traverses

Available in single or double packs, stationary or mobile. Use two traverses to add an open shelf for divider bars or drying cradles. Add one stationary traverse onto back posts of a stationary unit for extra support when placing rolling equipment under the first shelf. Traverse dovetails included.

Stationary LENGTH	SINGLE PACK CODE*	DOUBLE PACK CODE**
610 mm	ETR24	ETR242PK
765	ETR30	ETR302PK
915	ETR36	ETR362PK
1070	ETR42	ETR422PK
1220	ETR48	ETR482PK
1375	ETR54	ETR542PK
1525	ETR60	ETR602PK
1830	ETR72	—

\*Case Pack: 1 \*\*Case Pack: 2  
Color: Brushed Graphite (580).

Mobile LENGTH	SINGLE PACK CODE*	DOUBLE PACK CODE**
915 mm	EMTR36	EMTR362PK
1070	EMTR42	EMTR422PK
1220	EMTR48	EMTR482PK
1375	EMTR54	EMTR542PK
1525	EMTR60	EMTR602PK

\*Case Pack: 1 \*\*Case Pack: 2  
Color: Brushed Graphite (580).



Stationary  
Traverse



Mobile  
Traverse



# CAMSHELVING® BASICS PLUS series

STATIONARY

## WHY CHOOSE BASICS PLUS?

Just because the budget is tight and storage needs are less rigorous, it doesn't mean that shelving performance and storage efficiencies should be compromised. Basics Plus Series is made from the same high performing, strong composite material as Elements Series and has the same design features. It's lighter in weight and less in cost but still strong enough to handle light to medium storage demands.



COMPONENT

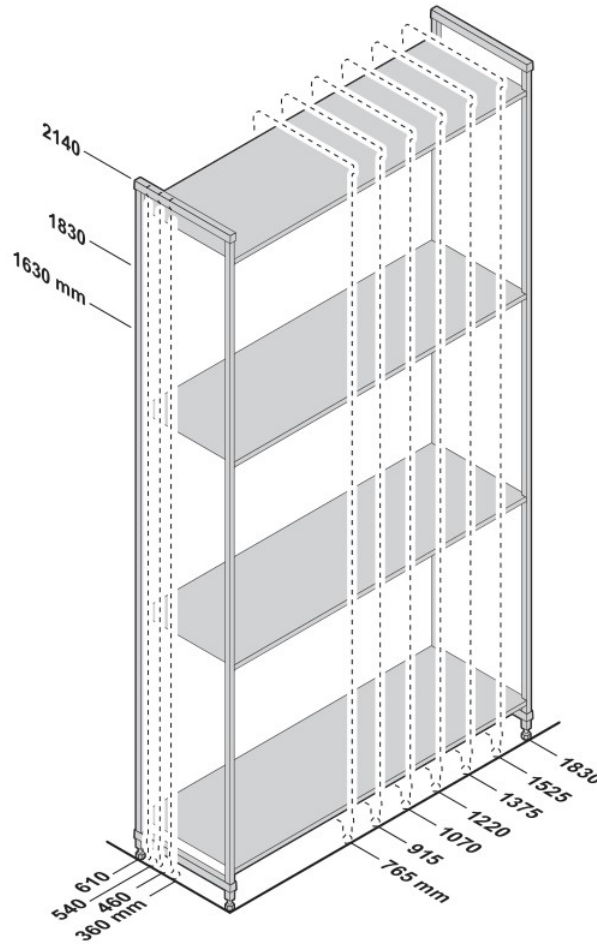


Post Connectors, Corner Connectors, Floor Fastener, Wall Fastener, Shelf Rails, Single Shelf Security Cage, Shelf Divider Panels and Identification Tags are not NSF listed.



# CAMSHELVING® BASICS PLUS SERIES

## Stationary Unit Sizes



## Weight Bearing Capacity

Weight must be evenly distributed across the entire shelf.

		UNIT LENGTH 765 – 1220 MM	UNIT LENGTH 1375 – 1830 MM
<b>SINGLE UNIT</b>	Unit only	800 kg (TUV)	800 kg (TUV)
	Shelf only	190 (TUV)	180 (TUV)
	Unit with dunnage stand*	885	880
	Bottom shelf with dunnage stand*	275	260
<b>CORNER UNIT**</b> with 2 dunnage stands required	Unit only	590	—
	Shelf only	130	—
	Bottom shelf with dunnage stands*	200	—



**TUV CERTIFICATION  
WEIGHT BEARING CAPACITY**

\*Dunnage Stands add stability and increase weight bearing capacity on bottom shelf only. Highly recommended for Starter Units 1375 mm and longer, all Corner Units, U-Shape Units and units specified for heavier loads. (See Overall Length Quick Reference Guide).

\*\* Corner connectors are for use only with shelves 765 – 1220 mm long.

## CAMSHELVING® BASICS PLUS SERIES – STARTER AND ADD-ON UNITS

### V4 4-Shelf Vented Stationary Starter and Add-On Units

HEIGHTS	DEPTHS	LENGTHS	
3	4	7	
1630 mm	*360 mm	765 mm	1375 mm
1830	460	915	1525
2140	540	1070	1830
	610	1220	

### V5 5-Shelf Vented Stationary Starter and Add-On Units

HEIGHTS	DEPTHS	LENGTHS	
3	4	7	
1630 mm	*360 mm	765 mm	1375 mm
1830	460	915	1525
2140	540	1070	**1830
	610	1220	

### S4 4-Shelf Solid Stationary Starter and Add-On Units

HEIGHTS	DEPTHS	LENGTHS	
3	4	7	
1630 mm	*360 mm	765 mm	1375 mm
1830	460	915	1525
2140	540	1070	1830
	610	1220	

### S5 5-Shelf Solid Stationary Starter and Add-On Units

HEIGHT	DEPTHS	LENGTHS	
1	3	6	
2140 mm	460 mm	765 mm	1220 mm
	540	915	1375
	610	1070	1525

### VS4 4-Shelf Vented and Solid Stationary Starter and Add-On Units (3 vented + 1 solid)

HEIGHTS	DEPTHS	LENGTHS	
3	4	7	
1630 mm	*360 mm	765 mm	1375 mm
1830	460	915	1525
2140	540	1070	1830
	610	1220	

### VS5 5-Shelf Vented and Solid Stationary Starter and Add-On Units (4 vented + 1 solid)

HEIGHT	DEPTHS	LENGTHS	
1	3	6	
2140 mm	460 mm	765 mm	1220 mm
	540	915	1375
	610	1070	1525

\*360 mm only available in: H 1630, 1830 / L 765, 915, 1070, 1220 mm.

\*\*1830 mm only available in: H 1630, 1830 / D 460, 540, 610 mm.



**BASICS PLUS SERIES**  
**1630**  
mm  
HEIGHT

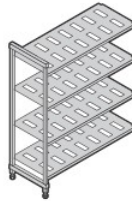
**V4**  
**4-SHELF VENTED UNITS**

Starter units include 2 factory assembled post kits and shelves. Add-on units include 1 factory assembled post kit and shelves. Units ship complete in 1 box.

Starter



Add-On



**360 mm DEPTH**

CODE	DIMENSIONS D x L x H
CBU143064V4	360 x 765 x 1630 mm
CBU143664V4	360 x 915 x 1630
CBU144264V4	360 x 1070 x 1630
CBU144864V4	360 x 1220 x 1630

CODE	DIMENSIONS D x L x H
CBA143064V4	360 x 718 x 1630 mm
CBA143664V4	360 x 870 x 1630
CBA144264V4	360 x 1023 x 1630
CBA144864V4	360 x 1175 x 1630

**460 mm DEPTH**

CBU183064V4	460 x 765 x 1630 mm
CBU183664V4	460 x 915 x 1630
CBU184264V4	460 x 1070 x 1630
CBU184864V4	460 x 1220 x 1630
CBU185464V4	460 x 1375 x 1630
CBU186064V4	460 x 1525 x 1630
CBU187264V4	460 x 1830 x 1630

CBA183064V4	460 x 718 x 1630 mm
CBA183664V4	460 x 870 x 1630
CBA184264V4	460 x 1023 x 1630
CBA184864V4	460 x 1175 x 1630
CBA185464V4	460 x 1328 x 1630
CBA186064V4	460 x 1480 x 1630
CBA187264V4	460 x 1785 x 1630

**540 mm DEPTH**

CBU213064V4	540 x 765 x 1630 mm
CBU213664V4	540 x 915 x 1630
CBU214264V4	540 x 1070 x 1630
CBU214864V4	540 x 1220 x 1630
CBU215464V4	540 x 1375 x 1630
CBU216064V4	540 x 1525 x 1630
CBU217264V4	540 x 1830 x 1630

CBA213064V4	540 x 718 x 1630 mm
CBA213664V4	540 x 870 x 1630
CBA214264V4	540 x 1023 x 1630
CBA214864V4	540 x 1175 x 1630
CBA215464V4	540 x 1328 x 1630
CBA216064V4	540 x 1480 x 1630
CBA217264V4	540 x 1785 x 1630

**610 mm DEPTH**

CBU243064V4	610 x 765 x 1630 mm
CBU243664V4	610 x 915 x 1630
CBU244264V4	610 x 1070 x 1630
CBU244864V4	610 x 1220 x 1630
CBU245464V4	610 x 1375 x 1630
CBU246064V4	610 x 1525 x 1630
CBU247264V4	610 x 1830 x 1630

CBA243064V4	610 x 718 x 1630 mm
CBA243664V4	610 x 870 x 1630
CBA244264V4	610 x 1023 x 1630
CBA244864V4	610 x 1175 x 1630
CBA245464V4	610 x 1328 x 1630
CBA246064V4	610 x 1480 x 1630
CBA247264V4	610 x 1785 x 1630

Color: Brushed Graphite (580).

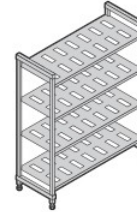
**STOCK PRODUCTS & COLORS AVAILABLE IN OUR EUROPEAN WAREHOUSE**  
ALL SIZES: (580)

**BASICS PLUS SERIES**  
**1830**  
mm  
HEIGHT

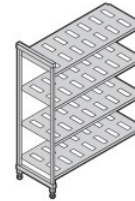
**V4**  
**4-SHELF VENTED UNITS**

Starter units include 2 factory assembled post kits and shelves. Add-on units include 1 factory assembled post kit and shelves. Units ship complete in 1 box.

Starter



Add-On



**360 mm DEPTH**

CODE	DIMENSIONS D x L x H
CBU143072V4	360 x 765 x 1830 mm
CBU143672V4	360 x 915 x 1830
CBU144272V4	360 x 1070 x 1830
CBU144872V4	360 x 1220 x 1830

CODE	DIMENSIONS D x L x H
CBA143072V4	360 x 718 x 1830 mm
CBA143672V4	360 x 870 x 1830
CBA144272V4	360 x 1023 x 1830
CBA144872V4	360 x 1175 x 1830

**460 mm DEPTH**

CBU183072V4	460 x 765 x 1830 mm
CBU183672V4	460 x 915 x 1830
CBU184272V4	460 x 1070 x 1830
CBU184872V4	460 x 1220 x 1830
CBU185472V4	460 x 1375 x 1830
CBU186072V4	460 x 1525 x 1830
CBU187272V4	460 x 1830 x 1830

CBA183072V4	460 x 718 x 1830 mm
CBA183672V4	460 x 870 x 1830
CBA184272V4	460 x 1023 x 1830
CBA184872V4	460 x 1175 x 1830
CBA185472V4	460 x 1328 x 1830
CBA186072V4	460 x 1480 x 1830
CBA187272V4	460 x 1785 x 1830

**540 mm DEPTH**

CBU213072V4	540 x 765 x 1830 mm
CBU213672V4	540 x 915 x 1830
CBU214272V4	540 x 1070 x 1830
CBU214872V4	540 x 1220 x 1830
CBU215472V4	540 x 1375 x 1830
CBU216072V4	540 x 1525 x 1830
CBU217272V4	540 x 1830 x 1830

CBA213072V4	540 x 718 x 1830 mm
CBA213672V4	540 x 870 x 1830
CBA214272V4	540 x 1023 x 1830
CBA214872V4	540 x 1175 x 1830
CBA215472V4	540 x 1328 x 1830
CBA216072V4	540 x 1480 x 1830
CBA217272V4	540 x 1785 x 1830

**610 mm DEPTH**

CBU243072V4	610 x 765 x 1830 mm
CBU243672V4	610 x 915 x 1830
CBU244272V4	610 x 1070 x 1830
CBU244872V4	610 x 1220 x 1830
CBU245472V4	610 x 1375 x 1830
CBU246072V4	610 x 1525 x 1830
CBU247272V4	610 x 1830 x 1830

CBA243072V4	610 x 718 x 1830 mm
CBA243672V4	610 x 870 x 1830
CBA244272V4	610 x 1023 x 1830
CBA244872V4	610 x 1175 x 1830
CBA245472V4	610 x 1328 x 1830
CBA246072V4	610 x 1480 x 1830
CBA247272V4	610 x 1785 x 1830



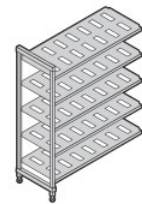
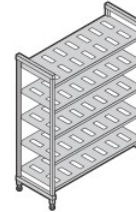
BASICS  
PLUS  
SERIES  
**2140**  
mm  
HEIGHT

## V5 5-SHELF VENTED UNITS

Starter units include 2 factory assembled post kits and shelves. Add on units include 1 factory assembled post kit and shelves. Units ship complete in 1 box.

Starter

Add-On



460 mm DEPTH

CODE	DIMENSIONS D x L x H	CODE	DIMENSIONS D x L x H
CBU183084V5	460 x 765 x 2140 mm	CBA183084V5	460 x 718 x 2140 mm
CBU183684V5	460 x 915 x 2140	CBA183684V5	460 x 870 x 2140
CBU184284V5	460 x 1070 x 2140	CBA184284V5	460 x 1023 x 2140
CBU184884V5	460 x 1220 x 2140	CBA184884V5	460 x 1175 x 2140
CBU185484V5	460 x 1375 x 2140	CBA185484V5	460 x 1328 x 2140
CBU186084V5	460 x 1525 x 2140	CBA186084V5	460 x 1480 x 2140

540 mm DEPTH

CBU213084V5	540 x 765 x 2140 mm	CBA213084V5	540 x 718 x 2140 mm
CBU213684V5	540 x 915 x 2140	CBA213684V5	540 x 870 x 2140
CBU214284V5	540 x 1070 x 2140	CBA214284V5	540 x 1023 x 2140
CBU214884V5	540 x 1220 x 2140	CBA214884V5	540 x 1175 x 2140
CBU215484V5	540 x 1375 x 2140	CBA215484V5	540 x 1328 x 2140
CBU216084V5	540 x 1525 x 2140	CBA216084V5	540 x 1480 x 2140

610 mm DEPTH

CBU243084V5	610 x 765 x 2140 mm	CBA243084V5	610 x 718 x 2140 mm
CBU243684V5	610 x 915 x 2140	CBA243684V5	610 x 870 x 2140
CBU244284V5	610 x 1070 x 2140	CBA244284V5	610 x 1023 x 2140
CBU244884V5	610 x 1220 x 2140	CBA244884V5	610 x 1175 x 2140
CBU245484V5	610 x 1375 x 2140	CBA245484V5	610 x 1328 x 2140
CBU246084V5	610 x 1525 x 2140	CBA246084V5	610 x 1480 x 2140

Color: Brushed Graphite (580).

**STOCK PRODUCTS & COLORS AVAILABLE  
IN OUR EUROPEAN WAREHOUSE**

ALL SIZES: (580)

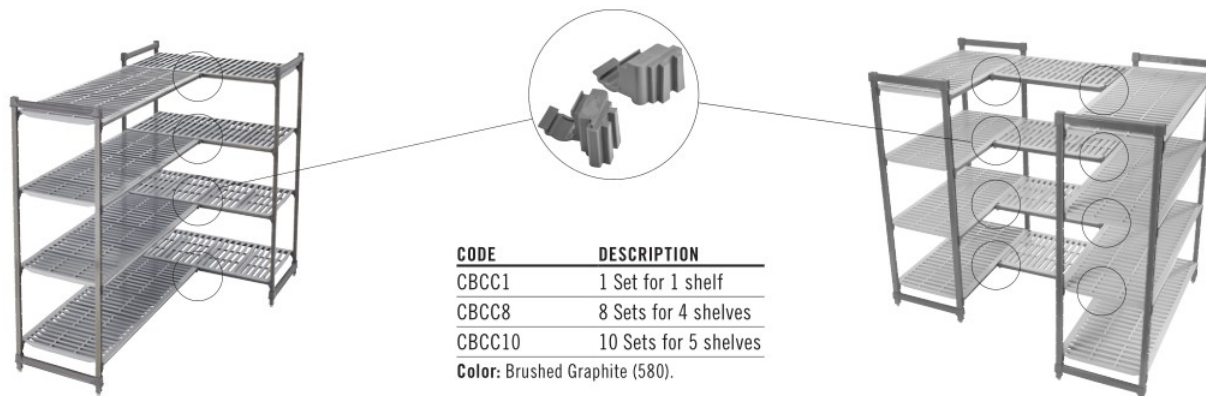
## CAMSHELVING® BASICS PLUS SERIES

### Corner Connectors

Unique patented design ensures maximum shelf space utilization. Use 1 set per shelf to connect starter and add-on units in corners. Connect 4 or 5 intermediate shelves between 2 starter units (2 sets required per shelf). Available as a single set or 8 or 10 set packs.

**STOCK PRODUCTS & COLORS  
AVAILABLE IN OUR EUROPEAN  
WAREHOUSE**

ALL SIZES: (580)



CODE	DESCRIPTION
CBCC1	1 Set for 1 shelf
CBCC8	8 Sets for 4 shelves
CBCC10	10 Sets for 5 shelves

**Color:** Brushed Graphite (580).

### Bottom Shelf Dunnage Stands


Increase weight bearing capacity on bottom shelf only. Add to any shelf length. Highly recommended for starter units 1375 mm and longer and all corner units, intermediate units and units specified for heavier load volume on and off bottom shelves.

CODE	DIMENSIONS D x H
<b>Dunnage Stand – Low</b>	
CBDS14H6	360 x 171 mm
CBDS18H6	460 x 171
CBDS21H6	540 x 171
CBDS24H6	610 x 171
<b>Dunnage Stand – Tall</b>	
CBDS14H10	360 x 273 mm
CBDS18H10	460 x 273
CBDS21H10	540 x 273
CBDS24H10	610 x 273

**Case Pack:** 1  
**Color:** Brushed Graphite (580).

**STOCK PRODUCTS & COLORS  
AVAILABLE IN OUR EUROPEAN  
WAREHOUSE**

CBDS18H6, CBDS21H6, CBDS24H6: (151)




### Shelf Traverses

Available in single or double packs. Use a single set to add an open shelf for divider bars or drying racks. Add single traverses onto back posts for extra support when placing rolling equipment under the first shelf. Traverse dovetails included.

LENGTH	SINGLE PACK CODE*	DOUBLE PACK CODE**
765 mm	CBTR30	CBTR302PK
915	CBTR36	CBTR362PK
1070	CBTR42	CBTR422PK
1220	CBTR48	CBTR482PK
1375	CBTR54	CBTR542PK
1525	CBTR60	CBTR602PK
1830	CBTR72	CBTR722PK

\*Case Pack: 1 \*\*Case Pack: 2  
**Color:** Brushed Graphite (580).



## CAMSHELVING® ACCESSORIES

### Identification Tags

Clip onto shelf traverses to clearly identify stored product. Made of highly durable plastic with a clear slide in front panel. 14 labels included: 12 color-coded, pre-printed and 2 blank.

CODE	DESCRIPTION	DIMENSION L x H
<b>Premium and Elements Series</b>		
CSID6	152 mm ID Tag	152 x 25 mm
CSID3	76 mm ID Tag	76 x 25
<b>Basics Plus Series</b>		
CBID6	152 mm ID Tag	152 x 25
<b>Case Pack: 12</b>		
<b>Color: White / Clear.</b>		



**STOCK PRODUCTS & COLORS AVAILABLE IN OUR EUROPEAN WAREHOUSE**

CSID6: (000)



### Wall Fastener

Use to secure stationary shelving unit to a wall for added safety and stability where required. Made of stainless steel. Screws not included.

CODE	DIMENSION D x L x H
CSWF	73 x 238 x 48 mm
<b>Case Pack: 4 Color: Silver (000).</b>	



Hole diameter 1,11 cm.

**STOCK PRODUCTS & COLORS AVAILABLE IN OUR EUROPEAN WAREHOUSE**

CSWF: (000)




### Floor Fastener

Secure stationary unit posts directly to the floor for added safety and stability where required. Made of stainless steel. Bolts not included.

CODE	DIMENSION D x L x H
<b>Premium, Elements &amp; Basics Plus Series</b>	
CSFF	38 x 165 x 89 mm
<b>Premium Series High Density</b>	
CSHDF	35 x 108 x 13
<b>CSFF Case Pack: 2</b>	
<b>CSHDF Case Pack: 4</b>	
<b>Color: Silver (000).</b>	



Hole diameter 1,43 cm.



### Premium Caster

Ideal in all areas of storage, especially coolers, freezers and/or wet areas. Made of highly durable, non-corrosive plastic with a 127 mm swivel, non-marking thermoplastic rubber wheel. Total locking brake locks both swivel motion and the wheel.

CODE	SIZE
<b>Premium Series with Bumper</b>	
MPMCWB	127 mm
<b>Elements Series</b>	
EMCWB	127 mm
<b>Case Pack: 2 Color: Grey (000).</b>	




**STOCK PRODUCTS & COLORS AVAILABLE IN OUR EUROPEAN WAREHOUSE**

MPMCWB: (000)

### Donut Bumper

Offers added protection during transport and when maneuvering mobile units into place against walls or alongside other units for storage.

CODE	DIAMETER
CSMHDD	127 mm
<b>Case Pack: 4 Color: Grey (000).</b>	



## CAMSHELVING® ACCESSORIES

### Shelf Divider

Stack and separate items stored on shelves. Made of highly durable ABS plastic. Installs directly onto solid or vented shelves. Easily removable for relocating or washing. Use with Shelf Rails to prevent contents from falling off shelves.

CODE	DIMENSION D x H
CSSD188	460 x 203 mm
CSSD218	540 x 203
CSSD248	610 x 203

Case Pack: 1 Color: Soft Grey (151).



**STOCK PRODUCTS & COLORS AVAILABLE IN OUR EUROPEAN WAREHOUSE**  
ALL SIZES: (151)



### Shelf Rails

Use to prevent contents from falling off shelves. Protect individual sides or ends or wrap a full shelf. Rods are made from a strong composite material that is highly durable and will never rust or corrode.

Fits Premium Shelving Units 680 to 1780 mm wide and 300 to 600 mm deep, or Elements and Basics Plus Unit 765 to 1830 mm wide and 360 to 610 mm deep.

Full or three-quarter shelf kits help to streamline installations and significantly reduces carton waste.

#### Full Shelf Rail Kits

PREMIUM CODE	DIMENSION D x L	ELEMENTS CODE	BASICS PLUS CODE	DIMENSION D x L
<b>Full Shelf Rail Kits (2 sides, 2 ends)</b>				
MPR600900	600 x 900 mm	ESR2436	CBR2436	610 x 910 mm
MPR6001000	600 x 1000	ESR2442	CBR2442	610 x 1070
MPR6001100	600 x 1100	ESR2448	CBR2448	610 x 1220

#### 3/4 Shelf Rail Kits (1 side, 2 ends)

MPR6009003	600 x 900	ESR24363	CBR24363	610 x 910
MPR60010003	600 x 1000	ESR24423	CBR24423	610 x 1070
MPR60011003	600 x 1100	ESR24483	CBR24483	610 x 1220

Case Pack: 1 Color: Soft Gray (151).

#### Single Side Rail Kits

PREMIUM CODE	LENGTH	ELEMENTS CODE	BASICS PLUS CODE	LENGTH
MPR600S	600 mm	ESR24S	—	610 mm
MPR700S	700	ESR30S	CBR30S	760
MPR800S	800	ESR36S	CBR36S	910
MPR900S	900	ESR42S	CBR42S	1070
MPR1000S	1000	ESR48S	CBR48S	1220
MPR1100S	1100	ESR54S	CBR54S	1380
MPR1200S	1200	ESR60S	CBR60S	1530
MPR1300S	1300	ESR72S	—	1830

Case Pack: 1 Color: Soft Gray (151).

MPR1400S	1400
MPR1500S	1500
MPR1600S	1600
MPR1700S	1700

Case Pack: 1  
Color: Soft Gray (151).

#### Single End Rail Kits

PREMIUM CODE	DEPTH	ELEMENTS CODE	BASICS PLUS CODE	DEPTH
MPR300E	300 mm	ESR14E	—	360 mm
MPR400E	400	ESR18E	CBR18E	460
MPR500E	500	ESR21E	CBR21E	540
MPR600E	600	ESR24E	CBR24E	610

Case Pack: 1 Color: Soft Gray (151).

Shelf Rail kits are available in all depths and all lengths. To see the entire selection of Full & 3/4 kits, see the Camshelving Product Specification and Price List.

**STOCK PRODUCTS & COLORS AVAILABLE IN OUR EUROPEAN WAREHOUSE**

ALL SHELF RAIL KITS: (151)





## CAMSHELVING® ACCESSORIES

### Shelf Divider Bars (for 600/610 mm deep shelf only)

Create a custom service or storage station for food pans, boxes or dish racks. Install straight or angled dividers directly onto shelf traverses.

CODE	DESCRIPTION
<b>Premium Series</b>	
CSDBA	Angled Divider Bar
CSDBS	Straight Divider Bar
<b>Elements Series</b>	
EDBA	Angled Divider Bar
EDBS	Straight Divider Bar
<b>Case Pack: 4</b>	
<b>Color: Speckled Gray (480).</b>	



### Ultimate Sheet Pan Rack for Single Shelf

The lightweight, durable Ultimate Sheet Pan Rack for Single Shelf will transform your storage capabilities. Designed to fit securely on a 600 mm deep Premium Shelving Unit or 610 mm deep Elements and Basics Plus unit, this single shelf rack holds 6 full size 60 x 40 cm sheet pans in a compact space. Use to stage and hold prepped ingredients, defrost product in the cooler or quickly cool baked goods. Designed to accept pans directly out of a 176°C oven. Ships knockdown.

CODE	DESCRIPTION	DIMENSION D x L x H
<b>Premium or Elements Series</b>		
CSUPR6040S6	60 x 40 rack	612 x 465 x 514 mm
CSUPR1826S6	66 x 46 rack	603 x 514 x 514
<b>Basics Plus Series</b>		
CBUPR6040S6	60 x 40 rack	612 x 465 x 514
CBUPR1826S6	66 x 46 rack	603 x 514 x 514
<b>Case Pack: 1</b> <b>Color: Brushed Graphite (580).</b>		
Patent Pending.		



**STOCK PRODUCTS & COLORS AVAILABLE  
IN OUR EUROPEAN WAREHOUSE**

CSUPR6040S6, CBUPR6040S6: (580)

### Single Shelf Security Cage (for 610 mm deep shelf only)

Securely store valuable products on a single shelf. Made of heavy duty, 304 stainless steel for use in any environment. Requires 457 mm height between shelves. Install on vented shelves only. Lock not included.

CODE	DIMENSION D x L x H
CSSC244818	640 x 1080 x 460 mm
<b>Case Pack: 1</b> <b>Color: Silver (000).</b>	





## UTILITY SHELVING – CAMSHELVING® ULTIMATE #10 CAN RACK SYSTEM


Create the can storage system your operation needs with the Ultimate #10 Can Rack. This first ever plastic can rack makes storing and inventorying #10 and #5 cans so much easier.

- Front-loading, gravity-fed system supports FIFO organization and food rotation with no need to move the rack for loading or unloading.
- Made with easy to clean, smooth surfaces. Can be completely disassembled and run through the dishwasher.
- Lifetime warranty against rust and corrosion. Made from durable, reinforced plastic material.
- Single, Add-on Can Racks and Full-Size Can Rack Units each ship complete in 1 box. Units include pre-assembled post kits.

**Color:** Brushed Graphite (580).

Ultimate #10 Can Rack is covered by U.S. Patents D828,145 S and D827,421 S.

NSF Component on shelving only.



Easy to assemble, a few simple parts click together to build single and add-on racks.



### Storage Capacity

	#10 Can	#5 Can
<b>SINGLE OR ADD-ON CAN RACK</b>	8 each	12 each
<b>FULL-SIZE CAN RACK UNIT</b> (660 x 915 x 1830, 3 tiers)	96	144

Holds #10 and #5 cans 170 to 179 mm tall.

## UTILITY SHELVING — CAMSHELVING® ULTIMATE #10 CAN RACK SYSTEM

### Premium Series

#### Full Size Stationary Can Rack Unit

This free-standing can rack holds up to 96 cans in a compact space. Install on the end of a Camshelving High Density unit for maximum space utilization. Ships knockdown in 1 box with 2 factory-assembled post kits.



### Elements Series



#### Full Size Stationary Add-on Can Rack Unit

Maximize every inch of linear space in your kitchen or dry storage area with an in-line can rack. With just 1 factory assembled post kit, connect a can rack to standard shelving units in a straight line by sharing posts.



#### Partial Can Rack Storage

Install a single row of can storage on any 610 mm deep Camshelving unit, utilizing shelf space above or below for standard storage items.



## UTILITY SHELVING – CAMSHELVING® ULTIMATE #10 CAN RACK SYSTEM



CODE	GPU243672C96*	ESU243672C96*	CPA243672C96**	EA243672C96**
DESCRIPTION	Premium Series Full-Size Stationary Can Rack Unit (Free Standing)	Elements Series Full-Size Stationary Can Rack Unit (Free Standing)	Premium Series Full-Size Add-On Can Rack Unit (Shared Post)	Elements Series Full-Size Add-On Can Rack Unit (Shared Post)
DIMENSIONS D x L x H	660 x 915 x 1830 mm	660 x 915 x 1830 mm	660 x 870 x 1830 mm	660 x 864 x 1830 mm

Case Pack: 1 Ships in 1 box. Premium Series Color: Speckled Gray (480). Elements Series Color: Brushed Graphite (580).  
 \*Unit includes: 2 pre-assembled post kits, 9 traverses, 15 panels and 72 brackets. \*\*Unit includes: 1 pre-assembled post kit, 9 traverses, 15 panels and 72 brackets.

### Single and Add-on Can Racks



CODE	UCR10R8	UCR10AR8
DESCRIPTION	Single Can Rack, 2 panels and 6 brackets	Add-on Can Rack, 1 panel and 6 brackets
DIMENSIONS D x L x H	660 x 235 x 394 mm	660 x 191 x 394 mm
Case Pack: 1	Color: Brushed Graphite (580).	

### STOCK PRODUCTS & COLORS AVAILABLE IN OUR EUROPEAN WAREHOUSE

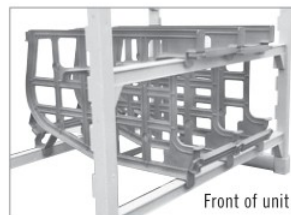
UCR10R8, UCR10AR8: (580)



### Can Racks Per Length

SHELF LENGTH	NUMBER OF CAN RACKS PER TIER*	LEFTOVER SHELF SPACE	#10 CAN HOLDING CAPACITY
610 mm	2	89 mm	16
765	3	51	24
915	4	0	32
1070	4	165	32
1220	5	127	40
1375	6	89	48
1525	7	51	56

\*1 Single Rack plus Add-on Racks.




**NOTE:** Each tier of can racks requires 3 traverses, 2 front and 1 rear. Leave two open dovetails above top traverse before installing the next traverse/tier. This allows space to load cans.

# CAMSHELVING® ULTIMATE SHEET PAN RACK



Designed for durability.  
Buy once. Use forever.

Molded-in Rails =  
No Broken Welds



Low maintenance,  
Easy to clean.

Quiet, smooth glide,  
swivel casters.  
All with brakes.



# CAMSHELVING® ULTIMATE SHEET PAN RACK

for 46 x 66 cm Sheet Pans



Full Size

Half Size

Undercounter

CODE	DIMENSIONS L x W x H*	RAIL SPACING	HOLDING CAPACITY	CASTER TYPE**
<b>Full Size Knockdown (KD) Units</b>				
UPR1826FP20	84,8 x 64,6 x 181,9 cm	7,62 cm	20 Sheet pans/trays	Plastic
UPR1826FP40	84,8 x 64,6 x 181,9 cm	3,81 cm	40 Sheet pans/trays	Plastic
<b>Full Size Factory Assembled (FA) Units</b>				
UPR1826FPA20	84,8 x 64,6 x 181,9 cm	7,62 cm	20 Sheet pans/trays	Plastic
UPR1826FPA40	84,8 x 64,6 x 181,9 cm	3,81 cm	40 Sheet pans/trays	Plastic
<b>Color:</b> Brushed Graphite (580). <b>*Dimensions include 12,7 cm plastic casters. Weight capacity:</b> 158,75 kg. per rack, 24,95 kg. per rail set.				
<b>Half Size Knockdown (KD) Units</b>				
UPR1826HP12	81,4 x 64,8 x 120,6 cm	7,62 cm	12 Sheet pans/trays	Plastic
UPR1826HP20	84,8 x 64,6 x 105,1 cm	3,81 cm	20 Sheet pans/trays	Plastic
<b>Color:</b> Brushed Graphite (580). <b>*Dimensions include 12,7 cm plastic casters. Weight capacity:</b> 79,38 kg. per rack, 24,95 kg. per rail set.				
<b>Undercounter Knockdown (KD) Units</b>				
UPR1826U8	78,4 x 59,1 x 84,1 cm	7,62 cm	8 Sheet pans/trays	Metal
UPR1826U15	78,4 kg x 59,1 x 80 cm	3,81 cm	15 Sheet pans/trays	Metal
<b>Color:</b> Brushed Graphite (580). <b>*Dimensions include 7,62 cm metal casters. Weight capacity:</b> 40,82 kg. per rack, 24,95 kg. per rail set.				



# CAMSHELVING® GN FOOD PAN TROLLEYS

New!



Accepts hot pans  
from oven

Highly Durable

Low Maintenance

Quiet, smooth glide, swivel  
casters. All with brakes.



Use in Kitchen, Freezer or Cooler





# GN 1/1 Trolleys

1 full-size pan  
per rail set, end load



**UGNPR11H9**  
D 73,03 x L 43,8 x H 101,6 cm

6,5 cm x9

10 cm x4

**UGNPR11F18**  
D 73,03 x L 43,8 x H 170,7 cm

6,5 cm x18

10 cm x9

# GN 2/1 Trolleys

COMING  
SOON

2 full-size pans  
per rail set, side load



**UGNPR21H18**  
D 83,5 x L 64,5 x H 101,6 cm

6,5 cm x18

10 cm x8

**UGNPR21F36**  
D 83,5 x L 64,5 x H 170,7 cm

6,5 cm x36

10 cm x18



Unique top frame holds a full size food pan or cutting board. Use to protect contents below or create a light duty work space.



# PAN STOPS

New!

Lock and secure pans on rails, especially during transport.

## For GN Food Pan Trolleys

UGNPRPSF (Full Size)

UGNPRPSH (Half Size)

## For Sheet Pan Racks

UPRPSF (Full Size)

UPRPSH (Half Size)

MORE  
INFC 

StoreSafe  
StaySafe

# FULL SIZE COVERS

Protect contents held/staged in kitchens, coolers, or freezers.

New!

## For GN Food Pan Trolleys

GBCTUGNPR11 (Vinyl)

L 66,3 x W 47,2 x H 154,4 cm

GBCTUGNPR21 (Vinyl)

L 78,7 x W 67,9 x H 154,4 cm

## For Sheet Pan Racks

GBCTUPR (Vinyl)

L 81,3 x W 69,9 x H 162,5 cm

GBIRC272162 (Insulated)

L 69,9 x W 54,6 x H 157,5 cm

MORE  
INFC 



## UTILITY SHELVING

### Premium Series Full-Wrap Security Cage for D 610 x L 1220 mm shelf and H 1700 mm stationary or H 1778 mm mobile

Store valuable products behind locked doors. Made of heavy-duty 304 stainless steel for use in any environment. Stationary or mobile units ship complete with factory assembled post kits, 2 vented shelves, 4 premium swivel casters with total locking brake for mobile unit and 1 full wrap security cage. Can be used with Divider Panels. Assembly requires bottom vented shelf. Additional shelves can be ordered separately. Cage and Units ship knockdown. Lock not included.



CODE	CPFWSC244860	CPU244864SUPKG	CPMU244867SUPKG
DESCRIPTION	Full-wrap Security Cage only	Full-wrap Stationary Security Unit	Full-wrap Mobile Security Unit
DIMENSION D x L x H	680 x 1276 x 1562 mm	680 x 1276 x 1638 mm	680 x 1276 x 1721 mm
COLOR	Silver (000)	Speckled Gray (480)	Speckled Gray (480)

Case Pack: 1 Cage only ships in 1 box. Units ship in 2 boxes.

Fit only Camshelving Premium Series made in the USA. Special Order. Allow 10 to 12 weeks for delivery for International delivery.

## Vertical Drying and Storage Rack

Promotes sanitary drying, safe handling and efficient storage for trays, sheet pans, cutting boards and lids. Can be used with Shelf Rails to prevent contents from sliding off.

Units ship complete with factory assembled mobile post kits, 6 traverses, 12 or 15 vertical drying cradles and premium swivel casters with total locking brake. Assembly required.



Modular 7-slot rack can be ordered separately to customize a drying and storage rack. Made of highly durable ABS plastic. Slots are spaced 3,33 cm wide and dividers are 6,35 cm high.



CODE	DIMENSIONS D x L x H	HOLDING CAPACITY	CASE PACK
<b>Premium Series Vertical Drying and Storage Rack</b>			
MPMU61117DRPKG	600 x 1180 x 1790 mm	84 Trays	1
MPMU61317DRPKG	600 x 1380 x 1790	105 Trays	1
<b>Vertical Drying and Storage Cradle for 600 mm deep shelf only (Fits all Camshelving® lines)</b>			
CSDR7	597 x 260 x 95	—	1
CSDR73	597 x 260 x 95	—	3

Drying Rack Color: Speckled White (490). Drying Cradle Color: Soft Gray (151).  
1220 mm long unit ships in 5 boxes. 1530 mm long unit ships in 6 boxes.

### STOCK PRODUCTS & COLORS AVAILABLE IN OUR EUROPEAN WAREHOUSE

MPMU61117DRPKG, MPMU61317DRPKG: (490)  
CSDR7, CSDR73: (151)

## UTILITY SHELVING

### Angled Drying and Storage Rack

Promotes sanitary drying, safe handling and efficient product organization with easy access to product.

Unit ships complete with factory assembled mobile post kits, 8 traverses, 16 angled drying cradles and premium swivel casters with total locking brake. Assembly required.



Uniquely designed cradle holds up to 8 each meal delivery pellets or use to dry, store and transport food pans and other commercial kitchen ware. Installs directly onto shelf traverses. Made of highly durable ABS plastic. Slots are spaced 6,03 cm apart.



**STOCK PRODUCTS & COLORS AVAILABLE IN OUR EUROPEAN WAREHOUSE**

MPMU61217PDPKG: (490)  
CSDR8, CSDR84: (151)

CODE	DIMENSIONS D x L x H	HOLDING CAPACITY	CASE PACK
<b>Premium Series Angled Drying and Storage Rack</b>			
MPMU61217PDPKG	600 x 1280 x 1790 mm	128 Pellets and Bases or 16 GN 1/1 Food Pans	1
<b>Angled Drying and Storage Cradle for 600 mm deep shelf only</b> (Fits all Camshelving® lines)			
CSDR8	592 x 263 x 160	—	1
CSDR84	592 x 263 x 160	—	4

**Drying Rack Color:** Speckled White (490). MPMU61217PDPKG Ships in 5 boxes.

**Drying Cradle Color:** Soft Gray (151).

### Dome Drying and Storage Rack

Promotes sanitary drying, safe handling and efficient product organization with easy access to product.

Unit ships complete with factory assembled mobile post kits, 10 traverses, 10 dome drying cradles and premium swivel casters with total locking brake. Assembly required.



Use to dry and safely store up to 10 patient meal delivery domes or plate covers upright. Installs directly onto shelf traverses. Made of highly durable ABS plastic. Slots are spaced 7,78 cm apart.



CODE	DIMENSIONS D x L x H	HOLDING CAPACITY	CASE PACK
<b>Premium Series Dome Drying and Storage Rack</b>			
MPMU6917DDPKG	600 x 980 x 1790 mm	100 Domes	1
<b>Dome Drying and Storage Cradle for 600 mm deep shelf only</b> (Fits all Camshelving® lines)			
CSDDC24	597 x 415 x 86	—	1
CSDDC245	597 x 415 x 86	—	5

**Drying Rack Color:** Speckled White (490). MPMU6917DDPKG Ships in 3 boxes.

**Drying Cradle Color:** Soft Gray (151).

## UTILITY SHELVING

### Elements Series 2-Shelf Vented Undercounter Units

Create storage in underutilized or hard-to-reach undercounter areas. Ideal for storing condiments, to-go containers, and paper disposables. Stationary units include 2 factory assembled stationary post kits, 4 stationary traverses, stationary traverse dovetails and shelf plates.

Mobile units include 2 factory assembled mobile post kits, 4 mobile traverses, mobile traverse dovetails, shelf plates, and 4 premium swivel casters with total locking brake.



CODE	DIMENSIONS D x L x H*
<b>Stationary Units</b>	
ESU183630V2	460 x 915 x 765 mm
ESU184830V2	460 x 1220 x 765
<b>Mobile Units</b>	
EMU142427V2	360 x 610 x 685
EMU143627V2	360 x 915 x 685
EMU144827V2	360 x 1220 x 685
<b>Color:</b> Brushed Graphite (580). Ships in 1 box. *Height includes casters.	



Shown with 3/4 Shelf Rail Kit.

### Premium Series Flex Stations

This versatile unit can serve as a convenient Grab and Go station, product merchandiser, or use for delivery staging area, utensil storage and much more.

Unit Includes: 2 factory assembled mobile post kits, 8 traverses, 36 angled divider bars (4 extra) 4 total locking casters and 24 identification tags. Assembly required.

Food pans, food boxes and other accessories sold separately.

CODE	DESCRIPTION	DIMENSIONS D x L x H*
CPMU244867FXPKG	Premium Series Flex Station	610 x 1220 x 1778 mm
<b>Color:</b> Speckled Gray (480). Ships in 1 box. *Height includes casters.		



# CAMSHELVING® WALL SHELVES AND SHELF EXTENDERS



## Wall Shelves

- Expand storage space in kitchens, above work stations and sinks.
- Features virtually indestructible I-beam supports that hold up to 68 kg per shelf.
- Durable polypropylene withstands temperatures up to 88°C, and will not rust or corrode.

- Snap fit rail design allows shelves to snap on and off for easy cleaning.
- 5 cm backsplash and marine front edge controls spills and cross contamination.

## Shelf Extenders

- Convert empty wall space into a functional storage area.
- Use with or without Camshelving Wall Shelves.
- Peg strips withstand temperatures up to 88°C, and will not rust or corrode.

Wall Shelf Color: Speckled Grey (480).

Extender Peg Strip Color: Black (110).



COMPONENT



Shelf Extenders ship in one carton and include:

	PEG		
LENGTH	STRIPS	BRACKETS	HOOKS
910 mm	3	2	6
1220 mm	3	3	9

**STOCK PRODUCTS & COLORS AVAILABLE IN OUR EUROPEAN WAREHOUSE**

CSWS1436SK, CSWS1448SK, CSWS1836SK, CSWS1848SK: (480)

## Wall Shelves 360 mm Depth



CODE	CSWS1436SK	CSWS1448SK	CSWS1436VK	CSWS1448VK
DESCRIPTION	910 mm wall shelf, solid	1220 mm wall shelf, solid	910 mm wall shelf, vented	1220 mm wall shelf, vented
EXTERIOR DIMENSIONS	L 915 x D 360 x H 340 mm	L 1220 x D 360 x H 340 mm	L 915 x D 360 x H 340 mm	L 1220 x D 360 x H 340 mm

Case Pack: 1

## Wall Shelves 460 mm Depth



CODE	CSWS1836SK	CSWS1848SK
DESCRIPTION	910 mm wall shelf, solid	1220 mm wall shelf, solid
EXTERIOR DIMENSIONS	L 915 x D 460 x H 340 mm	L 1220 x D 460 x H 340 mm

Case Pack: 1

## Shelf Extenders



CODE	CSWS36EK	CSWS48EK
DESCRIPTION	910 mm Shelf Extender	1220 mm Shelf Extender
EXTERIOR DIMENSIONS	L 900 x D 50 x H 390 mm	L 1220 x D 50 x H 390 mm

Case Pack: 1

# S-SERIES DUNNAGE RACKS AND CAMLINK®



## S-Series Dunnage Racks

- Keep frozen, cold or dry inventory 30,5 cm safely off the floor.
- One piece construction and sturdy legs provide strength and stability.
- Heavy duty polypropylene is safe to -38°C, and will not rust, corrode or bend.
- Choose slotted tops for maximum air circulation around perishable products.
- Solid tops catch spills for easy clean up.

Colors: Dark Brown (131), Speckled Gray (480).



## STOCK PRODUCTS & COLORS AVAILABLE IN OUR EUROPEAN WAREHOUSE

DRS300, DRS360, DRS480, DRS600: (480)



CODE	EXTERIOR DIM. H x D x W	LOAD CAPACITY
<b>Solid Top</b>		
DRS30	300 x 533 x 760 mm	680 kg
DRS36	300 x 533 x 915	680
DRS48	300 x 533 x 1220	1,360
DRS60	300 x 533 x 1525	1,360
<b>Slotted Top</b>		
DRS300	300 x 533 x 760	680
DRS360	300 x 533 x 915	680
DRS480	300 x 533 x 1220	1,360
DRS600	300 x 533 x 1525	1,360

Case Pack: 1

## Camlink

Camlink connectors securely lock dunnage racks together for greater stability.



CODE	CASE PACK
DRLNK	6

Color: Black (110).

Camlink fits all sizes and styles. One free Camlink supplied with every Dunnage Rack.



# CAMBRO<sup>®</sup> FOOD STORAGE

Commitment to food safety relies on durable, consistent food storage products. Prep, store, and serve across a wide range of temperatures and capacities, personalize for added safety and convenience. All of our food storage products resist acid, oils, stains, and odors. That means years of service in a commercial kitchen without compromising quality.





# CAMWEAR® CAMSQUARE® FOOD STORAGE CONTAINERS



Maximize your storage area with CamSquare food storage containers. The square shape provides 33% better space usage than traditional round containers.

# CLEAR & STRONG

Virtually unbreakable  
Camwear withstands  
temperatures from  
-40°F to 210°F  
(-40°C to 99°C)



## INTERSTACKING

Interstacking saves  
space when not in use.

## HELPFUL MARKS

Color graduations  
are printed on  
the outside for  
quick inventory  
management

Graduation  
marks are both  
engraved and  
color-printed  
to ensure  
long-term  
readability.

## ODOR-RESISTANT

Resists food acids, oils and alcohol  
stains and odors.

## QUALITY, MOLDED IN

Broad molded-in handles on the larger  
sizes ease carrying while the holes allow  
for quick and sanitary drying.

## STRAWBERRY SHELF LIFE (in days)



# CAMWEAR® CAMSQUARE® FOOD STORAGE CONTAINERS



## Camwear



CODE	2SFSCW	4SFSCW	6SFSCW	8SFSCW	12SFSCW**	18SFSCW**	22SFSCW**
CAPACITY	1,9 L	3,8 L	5,7 L	7,6 L	11,4 L	17,2 L	20,8 L
DIM. L x W x H (CM)	18,5 x 18,5 x 10	18,5 x 18,5 x 18,7	21,5 x 21,5 x 18,5	21,5 x 21,5 x 23	25,6 x 31 x 21	25,6 x 31 x 32	25,6 x 31 x 40

Case Pack: 6 Color: Clear (135). Height includes covers. \*\*Dimensions include handles.

### STOCK PRODUCTS & COLORS AVAILABLE IN OUR EUROPEAN WAREHOUSE

ALL CAMWEAR: (135)

## Seal Covers for Camwear CamSquare\*



CODE	SFC2SCPP	SFC6SCPP	SFC12SCPP
DESCRIPTION	Fits 1,9 & 3,8 L	Fits 5,7 & 7,6 L	Fits 11,4, 17,2 & 20,8 L

Case Pack: 6 Color: Translucent (190).

### STOCK PRODUCTS & COLORS AVAILABLE IN OUR EUROPEAN WAREHOUSE

SFC2SCPP, SFC6SCPP, SFC12SCPP: (190)

**Note:** All graduations are approximate.

\*Seal Covers fit Camwear CamSquare containers only and are not airtight.

Personalization available on non-food contact areas only. See cresting section for information, ordering and pricing.



## CAMSQUARE® TRANSLUCENT POLYPROPYLENE & POLYETHYLENE FOOD STORAGE CONTAINERS



### Translucent Polypropylene

- Translucent material provides some content visibility and high chemical resistance.
- Withstands temperatures from -40° to 70°C.
- Easy to read graduations are printed on the outside for at a glance inventory management.

Note: All graduations are approximate.



### Polyethylene

- Economical storage choice.
- Made of impact, stain and chemical resistant opaque material.
- Withstands temperatures from -40° to 70°C.

Note: All graduations are approximate.



### Covers for Camwear®, Translucent and Poly CamSquares

- Snap-tight polyethylene covers feature thumb tabs for easy removal.
- Colored covers match up with colored graduation marks on containers.



### Personalization

Personalize food storage products to identify menu items, add fill lines for recipes, or use personalization in multiple languages to help ensure product quality and consistency.

For more information see the "Promote Your Brand" page located in the Table section of this catalog.



# CAMSQUARE® TRANSLUCENT POLYPROPYLENE & POLYETHYLENE FOOD STORAGE CONTAINERS



## Translucent Polypropylene



CODE	2SFSP	4SFSP	6SFSP	8SFSP	12SFSP**	18SFSP**	22SFSP**
CAPACITY	1,9 L	3,8 L	5,7 L	7,6 L	11,4 L	17,2 L	20,8 L
DIM. L x W x H (CM)	18,5 x 18,5 x 10	18,5 x 18,5 x 18,7	21,5 x 21,5 x 18,5	21,5 x 21,5 x 23	25,6 x 31 x 21	25,6 x 31 x 32	25,6 x 31 x 40
Case Pack: 6	Color: Translucent (190).		Height includes covers.		**Dimensions include handles.		

### STOCK PRODUCTS & COLORS AVAILABLE IN OUR EUROPEAN WAREHOUSE


2SFSP, 4SFSP, 6SFSP, 8SFSP, 12SFSP, 18SFSP, 22SFSP: (190)

## Polyethylene



CODE	2SFSP	4SFSP	6SFSP	8SFSP	12SFSP**	18SFSP**	22SFSP**
CAPACITY	1,9 L	3,8 L	5,7 L	7,6 L	11,4 L	17,2 L	20,8 L
DIM. L x W x H (CM)	18,5 x 18,5 x 10	18,5 x 18,5 x 18,7	21,5 x 21,5 x 18,5	21,5 x 21,5 x 23	25,6 x 31 x 21	25,6 x 31 x 32	25,6 x 31 x 40
Case Pack: 6	Color: Natural White (148).		Height includes covers.		**Dimensions include handles.		

## Universal Covers\*



CODE	SFC2	SFC6	SFC12
COLOR	Kelly Green (452)	Winter Rose (451)	Midnight Blue (453)
DESCRIPTION	Fits 1,9 & 3,8 L	Fits 5,7 & 7,6 L	Fits 11,4, 17,2 & 20,8 L

Case Pack: 6

### STOCK PRODUCTS & COLORS AVAILABLE IN OUR EUROPEAN WAREHOUSE

SFC2: (452)  
SFC6: (451)  
SFC12: (453)

Note: All graduations are approximate.

\*Fit all Camquares.

Personalization available on non-food contact areas only. See cresting section for information, ordering and pricing.



**CAMWEAR® POLYCARBONATE ROUND FOOD STORAGE CONTAINERS**



Store ingredients, or transport ready-to-serve, or carry partially-prepared foods. Clear Camwear allows for easy content identification at a glance. Reduce the risk of contamination and enhance food safety. Round shape promotes proper air circulation, and is ideal for stirring soups and sauces.

**STRONG & CLEAR**

Virtually unbreakable Polycarbonate withstands temperatures from -40°C to 99°C



**INVENTORY MANAGEMENT**

Color graduations are printed on the outside for quick inventory management.

Graduation marks are both engraved AND color printed to ensure long-term readability.

**QUALITY, MOLDED IN**

Broad, molded-in handles on the larger sizes ease carrying while the holes allow for quick and sanitary drying.

**STAIN-RESISTANT**

Resists food acids, oils & alcohol odors and stains.

**CAMWEAR POLYCARBONATE COVERS**

- Snap on covers fit tightly.
- Stain resistant to food acids & oils.
- Withstands temperatures from -40°C to 99°C.



**SPILL-RESISTANCE**

Inner and outer seals provide excellent spill resistance.

# CAMWEAR® ROUND STORAGE CONTAINERS



## Camwear



CODE	RFSCW1	RFSCW2	RFSCW4	RFSCW6	RFSCW8	RFSCW12	RFSCW18	RFSCW22
CAPACITY	0,9 L	1,9 L	3,8 L	5,7 L	7,6 L	11,4 L	17,2 L	20,8 L
TOP DIAMETER (CM)	15,4	20,8	20,8	25,2	25,2	37,8	37,8	37,8
HEIGHT (CM)	12,7	11,1	21,8	20,2	27,6	21,3	30,5	38,1
CASE PACK	12	12	12	12	12	6	6	6

Color: Clear (135). Top diameter dimension includes handle. Height dimension includes cover. Two year warranty on Camwear Rounds.



## Camwear Covers

DESCRIPTION	CASE PACK	CODE
Fits 0,9 L	12	RFSCWC1
Fits 1,9 L & 3,8 L	12	RFSCWC2
Fits 5,7 L & 7,6 L	12	RFSCWC6
Fits 11,4 L, 17,2 L & 20,8 L	6	RFSCWC12

Color: Clear (135).

## Seal Covers for Camwear Rounds

DESCRIPTION	CASE PACK	CODE
Fits 0,9 L	12	RFS1SCPP
Fits 1,9 L & 3,8 L	12	RFS2SCPP
Fits 5,7 L & 7,6 L	12	RFS6SCPP
Fits 11,4 L, 17,2 L & 20,8 L	6	RFS12SCPP

Color: Translucent (190).



# TRANSLUCENT POLYPROPYLENE & POLYETHYLENE ROUND FOOD STORAGE CONTAINERS

## Translucent Polypropylene

- Translucent material offers some product visibility.
- Rounds are durable and resistant to stains.
- Withstands temperatures from -40° to 70°C.
- Snap on covers fit tightly to protect contents and extend product freshness.

**Note:** All graduations are approximate.

**Note:** To order Round Food Storage Containers without imprinted graduations, simply add "N" to the end of the code number.

Lids are not interchangeable.



## Polyethylene

- Impact, stain and chemical resistant material.
- An affordable storage choice.
- Safe from -40° to 70°C.
- Snap on covers fit tightly yet are easily removed.

**Note:** All graduations are approximate.

**Note:** To order Round Food Storage Containers without imprinted graduations, simply add "N" to the end of the code number.

Lids are not interchangeable.



# TRANSLUCENT POLYPROPYLENE & POLYETHYLENE ROUND FOOD STORAGE CONTAINERS



## Translucent Polypropylene



CODE	RFS1PP	RFS2PP	RFS4PP	RFS6PP	RFS8PP	RFS12PP	RFS18PP	RFS22PP
CAPACITY	0,9 L	1,9 L	3,8 L	5,7 L	7,6 L	11,4 L	17,2 L	20,8 L
TOP DIAMETER (CM)	15,4	20,8	20,8	25,2	25,2	37,8	37,8	37,8
HEIGHT (CM)	12,7	11,1	21,8	20,2	27,6	21,3	30,5	38,1
CASE PACK	12	12	12	12	12	6	6	6

Color: Translucent (190). Top diameter dimension includes handle. Height dimension includes cover.

## Polyethylene



CODE	RFS1	RFS2	RFS4	RFS6	RFS8	RFS12	RFS18	RFS22
CAPACITY	0,9 L	1,9 L	3,8 L	5,7 L	7,6 L	11,4 L	17,2 L	20,8 L
TOP DIAMETER (CM)	15,4	20,8	20,8	25,2	25,2	37,8	37,8	37,8
HEIGHT (CM)	12,7	11,1	21,8	20,2	27,6	21,3	30,5	38,1
CASE PACK	12	12	12	12	12	6	6	6

Color: Natural White (148). Top diameter dimension includes handle. Height dimension includes cover.

### Covers for Translucent Polypropylene Rounds

DESCRIPTION	CASE PACK	CODE
Fits 0,9 L	12	RFSC1PP
Fits 1,9 L & 3,8 L	12	RFSC2PP
Fits 5,7 L & 7,6 L	12	RFSC6PP
Fits 11,4 L, 17,2 L & 20,8 L	6	RFSC12PP

Color: Translucent (190).

### Covers for Polyethylene Rounds

DESCRIPTION	CASE PACK	CODE
Fits 0,9 L	12	RFSC1
Fits 1,9 L & 3,8 L	12	RFSC2
Fits 5,7 L & 7,6 L	12	RFSC6
Fits 11,4 L, 17,2 L & 20,8 L	6	RFSC12

Color: Natural White (148).



# CAMWEAR® FOOD STORAGE BOXES

## ELIMINATE THE HAZARD OF CROSS CONTAMINATION

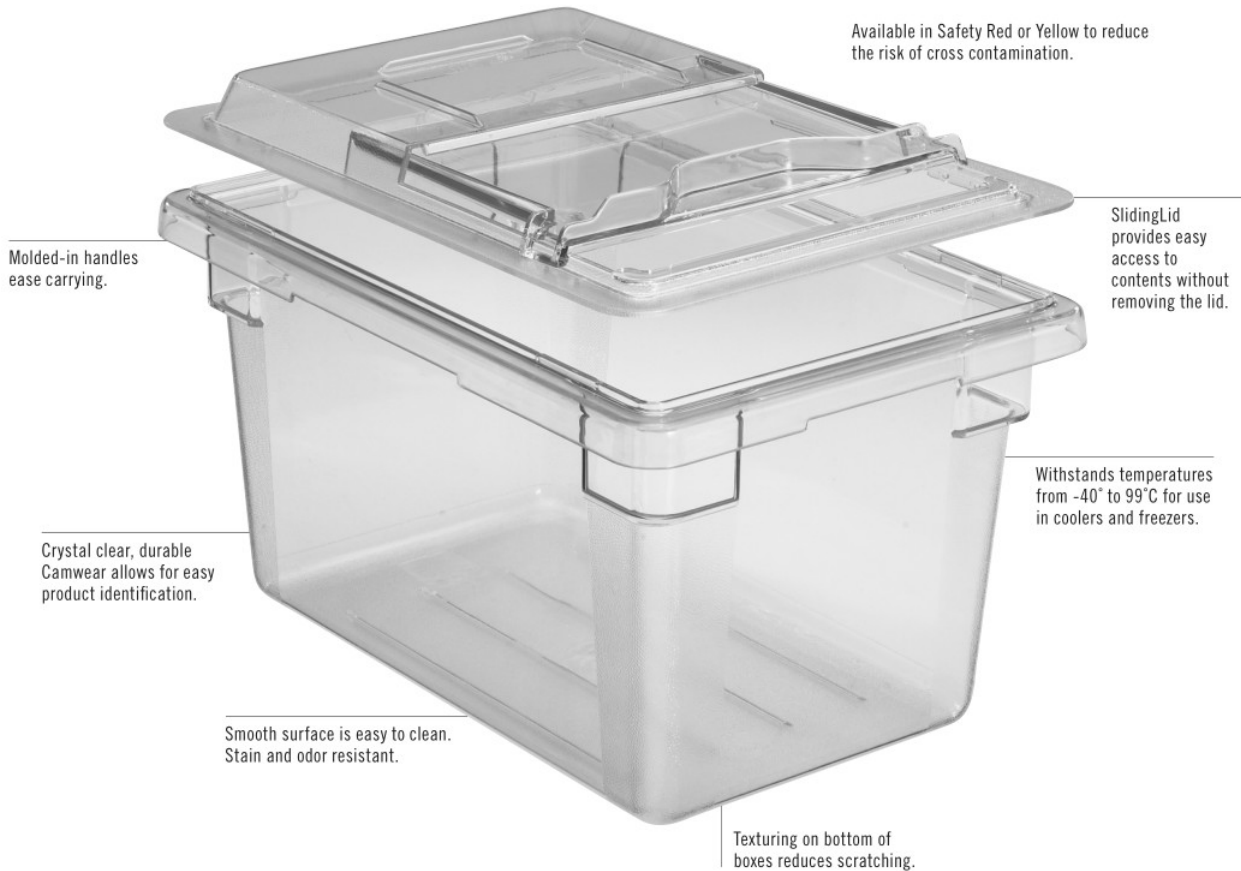
Extend the freshness of ingredients and eliminate points of cross contamination by transferring product into food boxes at the receiving dock. A safe solution for storing bulk fruits and vegetables. Clear Camwear allows visibility for product identification. Snap tight Camwear Flat Lids or SlidingLids, sold separately, remain in place and won't come off during transport.

Camwear and Poly Lids are not interchangeable.

SlidingLids are covered by the following U.S. Patents D 447,906 S & 6,540,098 B1.



Available in Safety Red or Yellow to reduce the risk of cross contamination.



Molded-in handles ease carrying.

SlidingLid provides easy access to contents without removing the lid.

Crystal clear, durable Camwear allows for easy product identification.

Withstands temperatures from -40° to 99°C for use in coolers and freezers.

Smooth surface is easy to clean. Stain and odor resistant.

Texturing on bottom of boxes reduces scratching.

### Camwear Flat Lids

- Snap-tight covers won't come off during transport.
- Top molded-in rails for safer, more secure stacking.
- Durable Camwear is safe from -40° to 99°C.



### Camwear SlidingLids™

- Lid slides back to easily access contents, minimizing handling.
- Reduces the risk of cross contamination since lid remains on food box.
- Made of virtually unbreakable Camwear.



# CAMWEAR® FOOD STORAGE BOXES



## Camwear Food Storage Boxes



CODE	18263CW	± ● 18266CW	18269CW
DIMENSIONS (CM)	46 x 66 x 9	46 x 66 x 15	46 x 66 x 23
APPROX. CAPACITY (L)	18,9	33,1	49,2
CASE PACK	6	6	4



CODE	182612CW	182615CW	12183CW	± ● 12186CW	± 12189CW
DIMENSIONS (CM)	46 x 66 x 30	46 x 66 x 38	30,5 x 46 x 9	30,5 x 46 x 15	30,5 x 46 x 23
APPROX. CAPACITY (L)	64,4	83,3	6,6	11,4	18
CASE PACK	4	3	6	6	6

Color: Clear (135). 18266CW & 12186CW available in: ● Safety Red (467), ± Safety Yellow (464). Please contact customer service for more information.

## Camwear Covers



CODE	± ● 1826CCW FLAT LID	1826SCCW SLIDINGLID™	± ● 1218CCW FLAT LID	1218SCCW SLIDINGLID
DIMENSIONS (CM)	45,7 x 66	45,7 x 66	30,5 x 45,7	30,5 x 45,7

Case Pack: 6 Color: Clear (135). 1826CCW & 1218CCW available in: ● Safety Red (467), ± Safety Yellow (464).

### STOCK PRODUCTS & COLORS AVAILABLE IN OUR EUROPEAN WAREHOUSE

18263CW, 18266CW, 18269CW, 182612CW, 182615CW, 12183CW, 12186CW, 12189CW, 1826CCW, 1218CCW: (135)

## CAMWEAR® FOOD STORAGE BOX ACCESSORIES

### ColanderKit™

- A complete food safety system packaged in one carton.
- Store raw meats, fish on ice or bulk produce safely.
- Juices and liquids drip into the food box below for quick and easy disposal.

- Reduces handling and risk of cross contamination.
- ColanderKit Includes:  
1 - 20 cm Deep Colander  
1 - 46 x 66 x 23 cm Food Box  
1 - 46 x 66 cm SlidingLid™



### Camwear Colanders

- Enhances food quality and reduces risk of cross contamination.
- Liquids and juices drain directly into food box for improved food safety.

- Ideal for draining fruits and vegetables, thawing meat or poultry, or storing seafood on ice.
- Fits Camwear 46 x 66 cm Food Storage Boxes only.



Drain hole dimension: 9,5 mm

### Camwear Drain Shelves

- Lifts contents out of liquids to enhance food quality and freshness.

- Made of virtually unbreakable Camwear.
- Camwear drain shelves fit in both Camwear boxes and white poly boxes.



### Accessories

CODE	1826DSCW	1218DSCW	1826CLRCW (12,7 CM DEEP)	18268CLRCW (20 CM DEEP)	18268CLRKIT
DESCRIPTION	Drain shelf	Drain shelf	Colander	Colander	ColanderKit
DIMENSIONS	Fits all 46 x 66 cm food storage boxes	Fits all 30,5 x 46 cm food storage boxes	Fits Camwear food storage boxes only 46 x 66 x 15 cm and deeper	Fits Camwear food storage boxes only 46 x 66 x 23 cm and deeper	One 20 cm deep colander one 46 x 66 x 23 cm food box one 46 x 66 cm SlidingLid™
CASE PACK	6	6	6	4	1 Kit

Color: Clear (135).

# POLYETHYLENE FOOD STORAGE BOXES & CAMWEAR® ACCESSORIES



## Polyethylene Food Storage Boxes



- Economical choice for storing bulk produce and ingredients.
- Impact, stain and chemical resistant material.
- Withstands temperatures from -40° to 70°C.



CODE	18263P	18266P	18269P
DIMENSIONS (CM)	46 x 66 x 9	46 x 66 x 15	46 x 66 x 23
APPROX. CAPACITY	18,9 L	33,1 L	49,2 L
CASE PACK	6	6	6



CODE	182612P	182615P	12183P	12186P	12189P
DIMENSIONS (CM)	46 x 66 x 30	46 x 66 x 38	30,5 x 46 x 9	30,5 x 46 x 15	30,5 x 46 x 23
APPROX. CAPACITY	64,4 L	83,3 L	6,6 L	11,4 L	18 L
CASE PACK	4	3	6	6	6

Color: Natural White (148).

## Polyethylene Covers



CODE	1826CP FLAT LID	1218CP FLAT LID
DIMENSIONS (CM)	45,7 x 66	30,5 x 45,7

Color: Natural White (148). Case Pack: 6

### STOCK PRODUCTS & COLORS AVAILABLE IN OUR EUROPEAN WAREHOUSE

1826DSCW, 1826CLRCW, 18268CLRCW: (135)  
1826CP, 18269P, 182615P: (148)

Camwear and Polyethylene Lids are not interchangeable.

## Camchiller®

- Extend cold holding time or enhance safe holding below 5°C when frequent access is required.

CODE	CP814 (20 x 36 CAMCHILLER)
FITS INTO FOOD BOXES	12189CW, 12189P, 12186CW, 12186P
DIMENSIONS L x W x H	35,56 x 20,32 x 3,8 cm
Case Pack: 1	Color: Cold Blue (159).



## FOOD ROTATION LABELS



### Endure Food Identification Labels

- Reusable label stays on through 300+ washes.
- Supports food safety and FIFO rotation.
- Adheres only to Camwear® polycarbonate containers and food pans.

- Use a wax marker/grease pencil to write on label.
- Withstands temperatures of -40°C - 85°C

Label color: White.

\*Available for ordering in cases only. No broken cartons.



<b>CASE CODE</b>	<b>23SLRB6250</b>
<b>LABEL SIZE</b>	5 x 7,6 cm
<b>CASE PACK</b>	6 rolls, 250 Labels per roll

### StoreSafe® Labels

- Label and adhesive dissolve in less than 30 seconds.
- Run under hot or cold water or through the dishwasher.
- Safe for all sewer and septic systems and will not build up in drains.
- Withstands freezing temperatures as low as -40°C.


- Withstands high heat temperatures up to 93°C for 4 hours.
- Microwave safe.
- Leaves behind no sticky residue which can be a breeding ground for bacteria.
- Assists in a proper First In First Out (FIFO) food storage system.

- 100% dissolvable and biodegradable.

Label color: White (148).

\*Available for ordering in cases only. No broken cartons.

100% biodegradable. FDA approved material.



CASE CODE	23SL	1252SLB250	1252SLINB250	23SLB250	23SLB6250	23SLINB250
<b>DESCRIPTION</b>	Retail Blister Pack	Half Size Bulk Dispenser Pack	Half Size Bulk Dispenser Pack	Bulk Dispenser Pack	Bulk Dispenser Pack	Bulk Dispenser Pack
<b>LABEL SIZE</b>	5 x 7,6 cm	3 x 5 cm	3 x 5 cm	5 x 7,6 cm	5 x 7,6 cm	5 x 7,6 cm
<b>CASE PACK</b>	20 rolls, 100 labels per roll	24 rolls, 250 labels per roll	24 rolls, 250 labels per roll	24 rolls, 250 labels per roll	6 rolls, 250 labels per roll	24 rolls, 250 labels per roll

StoreSafe Label Blister Pack is covered by U.S. Patent 690,589 S.

<b>BOX CODE</b>	SLL30 (Avery® 5160)
<b>LABEL SIZE</b>	2,54 x 6,35 cm
<b>CASE PACK</b>	100 sheets, 30 labels per sheet 21,6 x 27,9 cm sheet size



### STOCK PRODUCTS & COLORS AVAILABLE IN OUR EUROPEAN WAREHOUSE

1252SLB250, 1252SLINB250, 23SLINB6250, 23SLB250, 23SLINB250



Dissolves completely off all containers when placed through dishwasher or under running water.

# CAMWEAR® POLYCARBONATE FOOD PANS



Store, transport, and serve all in one pan. Precisely designed by Gastronorm GN specifications, with a large radius bottom to reduce food waste.

# CLEARLY THE BEST



**UNBREAKABLE**  
The Polycarbonate Food Pan is virtually unbreakable for a lasting storage solution.

**CLARITY**  
Check contents while reducing handling and cross contamination.

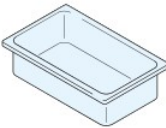
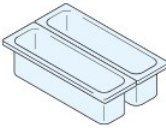
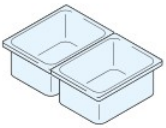
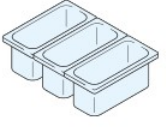
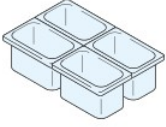
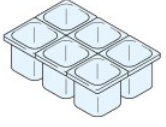




**HOT or NOT**  
Withstands a wide range of temperatures: -40°C to 90°C

**NO REACTION**  
Polycarbonate Food Pans will not react or stain with acids or oils.

## CAMWEAR® GASTRONORM FOOD PANS SIZE, & ORDERING INFORMATION



CONFIGURATIONS	PAN CODE	PAN DEPTH	APPROXIMATE CAPACITY
 GN 1/1 32,5 x 53 cm	12CW	6,5 cm	8,5 L
	14CW	10	13
	16CW	15	19,5
	18CW	20	25,6
	10CWD	—	Drain shelf
 GN 1/2 Long 16,2 x 53 cm	22LPCW	6,5	3
	24LPCW	10	5
	20LPCWD	—	Drain shelf
 GN 1/2 26,5 x 32,5 cm	22CW	6,5	3,9
	24CW	10	5,9
	26CW	15	8,9
	28CW	20	11,7
	20CWD	—	Drain shelf
 GN 1/3 17,6 x 32,5 cm	32CW	6,5	2,4
	34CW	10	3,6
	36CW	15	5,3
	38CW	20	6,9
	30CWD	—	Drain shelf
 GN 1/4 16,2 x 26,5 cm	42CW	6,5	1,7
	44CW	10	2,5
	46CW	15	3,7
	40CWD	—	Drain shelf
 GN 1/6 16,2 x 17,6 cm	62CW	6,5	1
	64CW	10	1,5
	66CW	15	2,2
	60CWD	—	Drain shelf
 GN 1/8 16,12 x 13,17 cm	82CW*	6,5	0,7
	84CW	10	1
	86CW	15	1,5
	80CWD	—	Drain shelf
 GN 1/9 10,8 x 17,6 cm	92CW	6,5	0,57
	94CW	10	0,85
	96PCW	15	1,4
	90CWD	—	Drain shelf

Case Pack: 6

Colors: Clear (135), White (148), Black (110). \*82CW is not available in Black (110). 18CW and 28CW available in Clear (135) only.

Drain Shelf Color: Clear (135).  
Colander Color: Clear (135).

All Camwear GN Food Pans are made of FDA approved materials. All Camwear GN Food Pans are designed to CEN Gastronorm Standard EN 631-1.

Personalization available on non-food contact areas only. See cresting section for information and ordering.



### STOCK PRODUCTS & COLORS AVAILABLE IN OUR EUROPEAN WAREHOUSE

10CWD, 18CW, 20CWD, 28CW, 30CWD, 40CWD, 60CWD, 90CWD, 92CW, 96CW: (135)  
12CW, 14CW, 16CW, 22LPCW, 24LPCW, 22CW, 24CW, 26CW, 32CW, 42CW, 44CW, 46CW, 62CW, 94CW: (135), (110)  
36CW, 64CW, 66CW: (135), (110), (148)  
34CW, 38CW: (135), (148)

### Drain Shelves

- Keeps products out of liquids and promotes drainage.
- Available for all food pan sizes.



96PCW

# CAMWEAR® LID SIZES & ORDERING INFORMATION



## Flat Cover

Available in all pan sizes.



FITS PANS	LID CODE	DESCRIPTION
GN 1/1 32,5 x 53 cm	10CWC	Flat cover
	10CWCH*	Cover with handle
	10CWCHN*	Notched cover with handle
	10CWGL	GripLid
	10PPCWSC	Seal cover

## Cover with Handle

Deep molded handle provides secure grip and also includes a peg hole for sanitary drying. Available in black to help block light, reducing discoloration of meats and cheeses.



GN 1/2 Long 16,2 x 53 cm	20LPCWC	Flat cover	
	GN 1/2 26,5 x 32,5 cm	20CWC	Flat cover
		20CWCH*	Cover with handle
		20CWCHN*	Notched cover with handle
		20CWL	FlipLid
		20CWLN	Notched FlipLid
20CWGL		GripLid	
20PPCWSC	Seal cover		

## Notched Cover with Handle

Notched cover allows utensils to remain in pan and off of potentially contaminated counters. Includes peg hole for sanitary drying.



GN 1/3 17,6 x 32,5 cm	30CWC	Flat cover
	30CWCH*	Cover with handle
	30CWCHN*	Notched cover with handle
	30CWL	FlipLid
	30CWLN	Notched FlipLid
	30CWGL	GripLid
30PPCWSC	Seal cover	

## Seal Cover

Designed to fit Camwear and translucent food pans, Seal Covers feature an inner seal that provides superior spill resistance and extends shelf life up to 3 days.



GN 1/4 16,2 x 26,5 cm	40CWC	Flat cover
	40CWCH*	Cover with handle
	40CWCHN*	Notched cover with handle
	40PPCWSC	Seal cover

## FlipLid®

Flip up lid to easily access contents. Food can be held without getting dried out, increasing yields. Reduces points of cross contamination.



GN 1/6 16,2 x 17,6 cm	60CWC	Flat cover
	60CWCH*	Cover with handle
	60CWCHN*	Notched cover with handle
	60CWL	FlipLid
	60CWLN	Notched FlipLid
	60CWGL	GripLid
	60PPCWSC	Seal cover

## Notched FlipLid

Flip Lid with notch to rest spoon in contents with lid closed.



GN 1/8 16,12 x 13,17 cm	80CWC	Flat cover
	80CWCH	Cover with handle
	80CWCHN	Notched cover with handle
	80PPCWSC	Seal cover

## GripLid®

Molded-in polyurethane gasket on the lid grips the side of the food pan airtight, reducing spills and points of cross contamination.



GN 1/9 10,8 x 17,6 cm	90CWC	Flat cover
	90CWCN	Flat notched cover
	90CWL*	FlipLid cover
	90CWLN*	Notched FlipLid cover
	90PPCWSC	Seal cover

Case pack for all lids: 6 \*Includes peg hole.

### STOCK PRODUCTS & COLORS AVAILABLE IN OUR EUROPEAN WAREHOUSE

10PPCWSC, 20PPCWSC, 30PPCWSC, 40PPCWSC, 60PPCWSC, 90PPCWSC: (190)  
 10CWC, 10CWCH, 10CWCHN, 10CWGL, 20LPCWC, 20CWC, 20CWCH, 20CWCHN, 20CWGL, 30CWC,  
 30CWCH, 30CWCHN, 30CWGL, 40CWC, 40CWCH, 60CWC, 60CWCH, 60CWCHN, 60CWGL, 90CWC: (135)

**Color:** Clear (135).  
**Seal Cover Color:** Translucent (190).  
**Cover with Handle Colors:** Clear (135), Black (110).

Personalization available on non-food contact areas only. See cresting section for information and ordering.

FlipLids are covered by U.S. Patent Des. 420,849, 422,838 & 427,012. GripLids are covered by U.S. Patent D 446,076 & Utility Patent 6,273,288 B1.





# CAMWEAR® COLANDER PANS



- Rinse, drain and store all in one pan.
- Liquids drain easily into the food pan below for enhanced food quality and reduced handling.
- Colanders simply lift out of the food pan for safe and quick disposal of liquids.
- Ideal for prepped produce, storing seafood on ice, and defrosting and storing meats and poultry.
- Camwear flat covers, covers with handles and notched covers with handles fit on pans with colanders.

Colander Pans are covered by U.S. Patent D 569,169 S.



Drain hole dimension: 6 mm

13CLRCW with 14CW Food Pan



Rinse



Drain



Store

CONFIGURATIONS	PAN CODE	COLANDER DEPTH	FITS CAMWEAR PAN DEPTH*
GN 1/1 32,5 x 53 cm	13CLRCW	7,6 cm	10 cm
	15CLRCW	12,7	15
GN 1/2 26,5 x 32,5 cm	23CLRCW	7,6	10
	25CLRCW	12,7	15
GN 1/3 17,6 x 32,5 cm	33CLRCW	7,6	10
	35CLRCW	12,7	15
GN 1/6 16,2 x 17,6 cm	63CLRCW	7,6	10
	65CLRCW	12,7	15

Case Pack for all Pans: 6 \*Fits this pan depth & deeper. Lids listed on previous page.



# H-PAN™ HIGH HEAT FOOD PANS



Store, transport, and serve all in one pan. Precisely designed by Gastronorm GN specifications, with a large radius bottom to reduce food waste.



# TAKES THE

# HEAT

191°C

Withstands temperatures from -40°C to 191°C

-40°C

# ONE PAN THAT DOES IT ALL



## GOES FROM...



PREP



OVEN



FREEZER



MICROWAVE



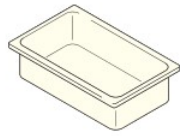
STEAM TABLE



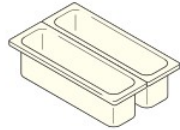
Pan edges are COOL to the touch for safe handling

PANS STACK

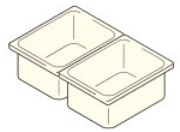
# GASTRONORM HIGH HEAT H-PANS™ SIZES & ORDERING INFORMATION



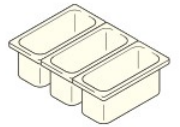
CONFIGURATIONS	PAN CODE	PAN DEPTH	APPROXIMATE CAPACITY
GN 1/1 32,5 x 53 cm	12HP	6,5 cm	8,5 L
	14HP	10	13
	16HP	15	19,5
	10HPD	—	Drain shelf



GN 1/2 Long 16,2 x 53 cm	22LPHP	6,5	3
	24LPHP	10	5
	20LPHPD	—	Drain shelf



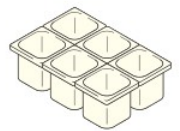
GN 1/2 26,5 x 32,5 cm	22HP	6,5	3,9
	24HP	10	5,9
	26HP	15	8,9
	20HPD	—	Drain shelf



GN 1/3 17,6 x 32,5 cm	32HP	6,5	2,4
	34HP	10	3,6
	36HP	15	5,3
	30HPD	—	Drain shelf



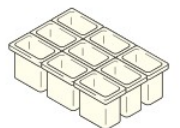
GN 1/4 16,2 x 26,5 cm	42HP	6,5	1,7
	44HP	10	2,5
	46HP	15	3,7
	40HPD	—	Drain shelf



GN 1/6 16,2 x 17,6 cm	62HP	6,5	1
	64HP	10	1,5
	66HP	15	2,2
	60HPD	—	Drain shelf



GN 1/8 16,12 x 13,17 cm	82HP	6,5	0,7
	84HP	10	1
	86HP	15	1,5
	80HPD	—	Drain shelf



GN 1/9 10,8 x 17,6 cm	92HP	6,5	0,57
	94HP	10	0,85
	96PHP	15	1,4
	90HPD	—	Drain shelf

Case Pack: 6

Colors: Amber (150), Black (110).  
Drain Shelf Color: Amber (150).

H-Pans are made of FDA approved materials and are designed to CEN Gastronorm Standard EN 631-1. Amber color may vary.

Personalization available on non-food contact areas only. See cresting section for information and ordering.

Microwave safe.



## Drain Shelf

- Supports product and promotes drainage.
- Available to fit all food pan sizes.



86HP  
Shown with Optional Drain Shelf.

## STOCK PRODUCTS & COLORS AVAILABLE IN OUR EUROPEAN WAREHOUSE

14HP, 16HP, 34HP, 30HPD,  
36HP, 64HP, 66HP: (150)  
22LPHP, 24LPHP: (110)  
12HP, 22HP, 24HP, 26HP: (110), (150)

# LIDS FOR GASTRONORM H-PAN™ FOOD PANS AND ORDERING INFORMATION



FITS PANS	LID CODE	DESCRIPTION
GN 1/1 32,5 x 53 cm	10HPC*	Flat cover
	10HPCH*	Cover with handle
	10HPCHN*	Notched cover w/handle
GN 1/2 Long 16,2 x 53 cm	20LPHPC	Flat cover
GN 1/2 26,5 x 32,5 cm	20HPC*	Flat cover
	20HPCH*	Cover with handle
	20HPCHN*	Notched cover w/handle
	20HPL	FlipLid
	20HPLN	Notched FlipLid
GN 1/3 17,6 x 32,5 cm	30HPC*	Flat cover
	30HPCH*	Cover with handle
	30HPCHN*	Notched cover w/handle
	30HPL	FlipLid
	30HPLN	Notched FlipLid
GN 1/4 16,2 x 26,5 cm	40HPC*	Flat cover
	40HPCH*	Cover with handle
	40HPCHN*	Notched cover w/handle
GN 1/6 16,2 x 17,6 cm	60HPC*	Flat cover
	60HPCH*	Cover with handle
	60HPCHN*	Notched cover w/handle
	60HPL	FlipLid
	60HPLN	Notched FlipLid
GN 1/8 16,12 x 13,17 cm	80HPC*	Flat cover
	80HPCH*	Cover with handle
	80HPCHN*	Notched cover w/handle
GN 1/9 10,8 x 17,6 cm	90HPC*	Flat cover
	<b>Case pack: 6</b> *Includes peg hole.	

### Notched FlipLid®

Flip Lid with notch to rest spoon in contents with lid closed.



### FlipLid®

Flip up lid to easily access contents. Food can be held without getting dried out, increasing yields.



### Flat Cover

Available in all pan sizes.



### Cover with Handle

Deep molded handle gives secure grip.



### Notched Cover with Handle

Easy access for ladles or spoons.

Color: Amber (150).  
Amber color may vary.

FlipLids are covered by U.S. Patent D 420,849, D 422,838, D 427,012 & D 6,273,288 B1.

Microwave safe.



### STOCK PRODUCTS & COLORS AVAILABLE IN OUR EUROPEAN WAREHOUSE

10HPC, 10HPCH, 20HPC, 20HPCH, 30HPC, 30HPCH, 30HPCHN, 60HPC, 60HPCH, 60HPCHN: (150)

# H-PAN™ HIGH HEAT COLANDER PANS



- Colanders drain liquids and grease away from hot foods, improving food quality.
- Ideal for reheating in microwaves and holding applications such as steam tables and buffet lines.
- Reduces handling and improves food safety.
- H-Pan High Heat Flat Covers, Covers with Handles and Notched Covers with Handles fit on pans with colanders.



**Microwave/Steam**



**Hold Hot Foods**



**Drain**

CONFIGURATIONS	PAN CODE	COLANDER DEPTH	FITS H-PAN DEPTH*
GN 1/1 32,5 x 53 cm	13CLRHP	7,6 cm	10 cm
	15CLRHP	12,7	15
GN 1/2 26,5 x 32,5 cm	23CLRHP	7,6	10
	25CLRHP	12,7	15
GN 1/3 17,6 x 32,5 cm	33CLRHP	7,6	10
	35CLRHP	12,7	15
GN 1/6 16,2 x 17,6 cm	63CLRHP	7,6	10
	65CLRHP	12,7	15

**Case Pack for all Pans: 6** \*Fits this pan depth & deeper. Lids listed on previous page.



# HIGH HEAT H-PAN™ WITH HANDLE(S)



- Flat base to maximize contact with heating element.
- High Heat Material withstands temperatures from -40° to 190°C.
- Fits all leading manufacturer's hot holding bins, including single-sided and pass-through models.
- Reinforced textured handle design with finger grip feature for a secure grasp.
- Handle designed with drain holes to avoid water build-up after warewashing process.
- Two handles allow employees to reach the pan from either side of the unit for safe handling.
- Can be used with high heat lids and drain shelves.

Color: Amber (150).



**STOCK PRODUCTS & COLORS AVAILABLE IN OUR EUROPEAN WAREHOUSE**

32HP1H, 32HP2H: (150)



32HP2H



32HP1H

CONFIGURATIONS	PAN CODE	DESCRIPTION	PAN DEPTH
1/3 17,6 x 32,5 cm	32HP1H	Single Handle	6,5 cm
	32HP2H	Double Handle	6,5

Case Pack: 6

High Heat Flat Cover, Cover with Handle and Notched Cover with Handle fit on pan.

Full size 6,5 cm deep food pan with handles fits all leading manufacturers' hot holding bins.



12HPH

CONFIGURATIONS	PAN CODE	PAN DEPTH	APPROX. CAPACITY
1/1 32,5 x 53 cm	12HPH	6,5 cm	8,42 L

Case Pack: 6 Color: Amber (150). Lids listed on previous page.



## TRANSLUCENT POLYPROPYLENE GASTRONORM FOOD PANS

- An economical choice for storing food.
- Translucent polypropylene material provides content visibility and high chemical resistance.
- Withstands temperature ranges from -40° to 70°C.
- Meets Gastronorm GN food pan specifications EN-631-1.
- Non-stick smooth interior surface promotes easy cleaning.

**Color:** Translucent (190).  
 Graduation marks and capacities are approximate.  
 Translucent food pans are made of FDA approved materials.  
 Translucent food pans interstack with other Cambro food pans.  
 Translucent pans are not designed for steam table use.



Ideal for transporting in Cambro top loading carriers. (UPC100, UPCS140, 100MPC, UPC140, UPCS160, 240MPC, UPC160, EPP160SW, EPP180SW, EPP260SW, EPP280SW)



Seal covers protect food quality while eliminating the expense of plastic wrap.



Uniform 1,27 cm flange width ensures the right fit in prep tables and food bars.



Use Cambro StoreSafe® food rotation labels on translucent food pans to manage inventory and reduce waste.

## POLYPROPYLENE GASTRONORM COLANDER PANS

- Rinse, drain and store all in one pan.
- Liquids drain easily into the food pan below for enhanced food quality and reduced handling.
- Translucent Cover w/Handle and Notched Cover with Handle fit on pans with colanders.
- Drain hole diameter is approximately 6 mm.

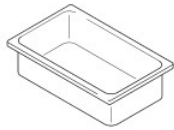
**Color:** Translucent (190).  
 Translucent colander pans are made of FDA approved materials.  
 Translucent pans are not designed for steam table use.



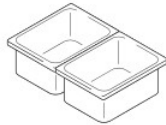
CONFIGURATIONS	PAN CODE	COLANDER DEPTH	FITS POLYPROPYLENE PAN DEPTH*
GN 1/3 17,6 x 32,5 cm	33CLRPP	7,6 cm	10 cm
	35CLRPP	12,7	15
GN 1/6 16,2 x 17,6 cm	63CLRPP	7,6	10
	65CLRPP	12,7	15

**Case Pack for all Pans:** 6 \*Fits this pan depth & deeper. Lids listed on following page.

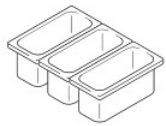
## TRANSLUCENT FOOD PANS



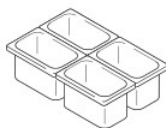
CONFIGURATIONS	PAN CODE	PAN DEPTH	APPROXIMATE CAPACITY
GN 1/1 32,5 x 53 cm	12PP*	6,5 cm	8,5 L
	14PP	10	13
	16PP	15	19,5
	18PP*	20	25,6
	10PPD	—	Drain shelf



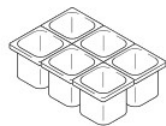
22PP*	6,5	3
24PP	10	5,9
26PP	15	8,9
28PP*	20	11,7
20PPD	—	Drain shelf



GN 1/3 17,6 x 32,5 cm	32PP	6,5	2,4
	34PP	10	3,6
	36PP	15	5,3
	38PP*	20	6,9
	30PPD	—	Drain shelf



GN 1/4 16,2 x 26,5 cm	42PP	6,5	1,7
	44PP	10	2,5
	46PP	15	3,7
	40PPD	—	Drain shelf



GN 1/6 16,2 x 17,6 cm	62PP	6,5	1
	64PP	10	1,5
	66PP	15	2,2
	60PPD	—	Drain shelf



GN 1/9 10,8 x 17,6 cm	92PP	6,5	0,57
	94PP	10	0,85
	90PPD	—	Drain shelf

**Case Pack:** 6 \*Only available from Cambro European Logistics (CEL), Germany and Cambro Özyay Turkey.

Color: Translucent (190).

All Translucent Gastronorm Food Pans are made of FDA approved materials.

All polypropylene GN Food Pans are designed to CEN Gastronorm Standard EN 631-1.



### STOCK PRODUCTS & COLORS AVAILABLE IN OUR EUROPEAN WAREHOUSE

10PPD, 12PP, 14PP, 16PP, 18PP, 20PPD, 22PP, 24PP, 26PP, 28PP, 30PPD, 32PP, 34PP, 36PP, 38PP, 40PPD, 42PP, 44PP, 46PP, 60PPD, 62PP, 64PP, 66PP, 90PPD, 92PP, 94PP: (190)

### Drain Shelves

- Keeps products out of liquids and promotes drainage.
- Available for all pan sizes.







## TRANSLUCENT FOOD PAN LIDS

### Seal Cover

Designed to fit Camwear® and translucent food pans, Seal Covers feature an inner seal that provides superior spill resistance and extends shelf life up to 3 days. Available for all food pan sizes.



FITS PAN	LID CODE	DESCRIPTION
GN 1/1 32,5 x 53 cm	10PPCH	Cover with handle
	10PPCWSC	Seal cover

GN 1/2 26,5 x 32,5 cm	20PPCH	Cover with handle
	20PPCWSC	Seal cover

### Cover with Handle

Deep molded handle gives secure grip. Available for all food pan sizes except 1/9.



GN 1/3 (17,6 x 32,5 cm)	30PPCH	Cover with handle
	30PPCHN	Notched cover w/handle
	30PPCWSC	Seal cover

GN 1/4 16,2 x 26,5 cm	40PPCH	Cover with handle
	40PPCWSC	Seal cover

### Notched Cover with Handle

Easy access for ladles or spoons. Available for 1/3 and 1/6 food pans.



GN 1/6 16,2 x 17,6 cm	60PPCH	Cover with handle
	60PPCHN	Notched cover w/handle
	60PPCWSC	Seal cover

### Flat Cover

Only available for 1/9 food pans.



GN 1/9 10,8 x 17,6 cm	90PPC	Flat cover
	90PPCWSC	Seal cover

Case Pack: 6

Color: Translucent (190).

All Translucent Gastronorm Food Pan lids are made of FDA approved materials.

All polypropylene GN Food Pans are designed to CEN Gastronorm Standard EN 631-1.



### STOCK PRODUCTS & COLORS AVAILABLE IN OUR EUROPEAN WAREHOUSE

20PPCH, 30PPCH, 40PPCH, 60PPCH, 10PPCWSC, 20PPCWSC, 30PPCWSC, 40PPCWSC, 60PPCWSC, 90PPCWSC: (190)





# COLDFEST® GASTRONORM FOOD PANS, CROCKS, COVERS & PUMPS

- Keeps contents chilled at or below HACCP guidelines of 4°C without the use of messy ice.
- Freeze upside down for eight hours or overnight before filling with pre-chilled product.
- Half and third-size pans hold contents cold for up to eight hours. Sixth size pans and crocks hold contents cold for up to six hours.
- Conforms to Gastronorm exterior dimensions to fit standard food bars or make tables.
- Stackable to save space when freezing and storing.
- Can be used for direct food contact with all types of food products.

Colors: Black (110), White (148).  
**Flat Cover Color:** Clear (135).  
**Seal Cover Color:** White (148).  
**Pump with Cover Color:** Clear (135).  
 Suggested holding times are based on tests with ambient room conditions of up to 23°C.  
 ColdFest is covered under U.S. Patent D 419,364.  
 \*Pumps and round covers not NSF listed.  
 All ColdFest GN Food Pans are designed to CEN Gastronorm Standard EN 631-1.

## STOCK PRODUCTS & COLORS AVAILABLE IN OUR EUROPEAN WAREHOUSE

66CF: (110)  
 CFR18: (110), (148)  
 60CFC: (135)



Ideal for use with Cambro Versa Food Bars® to keep perishable items chilled.

### Pans / Crock



CODE	26CF‡	36CF‡	66CF‡	CFR18‡
CONFIGURATIONS	GN 1/2 – 26,5 x 32,5 cm	GN 1/3 – 17,6 x 32,5 cm	GN 1/6 – 16,2 x 17,6 cm	∅ 17,3 cm
DEPTH	15 cm	15 cm	15 cm	17 cm
APPROX. CAPACITY	6 L	3,5 L	1,4 L	1,6 L

Case Pack: 1



ColdFest Food Pans are made with high-impact resistant ABS shells and non-toxic refrigerant gel cores.

### Covers



CODE	20CFC	30CFC	60CFC	CFRC18*	CFRSC18
DESCRIPTION	Flat cover	Flat cover	Flat cover	Flat cover	Seal cover
FITS COLDFEST	GN 1/2	GN 1/3	GN 1/6	Crock	Crock

Case Pack: 2

### Pumps with Clear Covers



CODE	CFPSRC10*	CFPMRC10*	CFPFR10*
DESCRIPTION	Standard pump for 29,5 mL portions	Maxi pump for chunky condiments	Fixed nozzle pump for controlled dispensing
DIMENSIONS W x D x H	18,4 x 22,8 x 28,5 cm	18,4 x 26 x 31,4 cm	18,4 x 29,5 x 29,8 cm

Case Pack: 1



# PIZZA DOUGH BOXES



DB18263P

## Polypropylene

- Ideal for storing, transporting, proofing and cooling dough.
- Lightweight, durable, and break resistant.
- Chemical resistant won't absorb odors and is easy to clean.
- Boxes nest tightly together to keep out dirt and contaminants, extending product freshness.

- Each box acts as a tight lid for the box below, reducing the need and expense of covers.
- Withstands temperatures from -40° to 70°C.
- Cover can be used as an 46 x 66 cm tray.
- Available in 7,6 cm depth only.

**Color:** White (148).

Camwear & Polypropylene dough boxes do not inter stack.

**CD1826PDB Color:** Coffee Beige (157), Brown(131), Black (110), Slate Blue (401), Grey (180).

\*Polypropylene dough boxes are safe for use in high temperature dishwashers.

**Camdolly Caster:** 12,7 cm Casters: 2 fixed, 2 swivel, 1 with brake.



CD1826PDB  
Weight Capacity: 136 kg



## STOCK PRODUCTS & COLORS AVAILABLE IN OUR EUROPEAN WAREHOUSE

DB18263P, DB18263CW: (148)

## Camwear®

- Prevents crusting to increase the storage life of dough.
- Virtually unbreakable Camwear construction is reinforced on all sides.
- Boxes won't bend or lose their shape.

- Withstands temperatures from -40° to 99°C.
- Available in 7,62 and 15,24 cm depths.



DB18263CW

DB18266CW

CODE	OUTSIDE DIMENSIONS	INSIDE DIMENSIONS
<b>Polypropylene Pizza Dough Box</b>		
DB18263P‡	46 x 66 x 7,6 cm	40,6 x 60,9 cm
<b>Polypropylene Cover</b>		
DBC1826P‡	46 x 66	—
<b>Camwear Pizza Dough Boxes</b>		
DB18263CW	46 x 66 x 7,6	40,6 x 60,9
DB18266CW	46 x 66 x 15,3	40,6 x 60,9
<b>Camwear Cover</b>		
DBC1826CW	46 x 66	—
<b>Case Pack: 6 Color: White (148).</b>		
<b>Camdolly® For Pizza Dough Boxes</b>		
CD1826PDB**	50,5 x 71 x 26	44,5 x 64,5
<b>Case Pack: 1 **Optional straps (400STP or UTHSTP) sold separately.</b>		

# INGREDIENT BINS AND CAMWEAR® DRY SCOOPS



## Ingredient Bins

- Store bulk dry ingredients such as flour and grain.
- Hygienic clear sliding lid reduces handling and allows for quick content identification.
- Bin made of FDA-accepted material so no liners are needed.
- Designed to fit under standard work tables.

7,6 cm Casters: 2 rear fixed, 2 front swivel.

Color: White (148).

Scoops and holder sold separately.



### STOCK PRODUCTS & COLORS AVAILABLE IN OUR EUROPEAN WAREHOUSE

IBS20, IBS27, IBS37: (148)



IBSF27



IBSH24

Holder for IBS20, IBS27 & IBSF27

CAPACITY: Up to 24oz.



CODE	DIMENSIONS W x L x H	LIQUID CAPACITY	LID TYPE	DRY CAPACITY (SUGAR)	DRY CAPACITY (FLOUR)
IBS20	33 x 75 x 71 cm	81 L	Two Piece Sliding Lid	77 kg	63 kg
IBS27	42 x 75 x 71	102	Two Piece Sliding Lid	103	68
IBS37	55 x 75 x 71	140	Two Piece Sliding Lid	143	102
IBSF27	33 x 76,5 x 72,5	102	Two Piece Sliding Lid	98	68
IB32	56 x 61 x 58,5	121	Single Flat Lid	98	73
IB36	39 x 75 x 74	129	Single Flat Lid	114	82
IB44	47 x 75 x 74	161	Single Flat Lid	145	104

Case Pack: 1

## Camwear Dry Scoops

- Virtually unbreakable Camwear will not dent, chip or rust.
- Molded-in sure grip handle includes a hole for hanging.
- Ideal for use with Cambro Ice Caddies and Ingredient Bins.

Color: Clear (135).

Personalization not available.



### STOCK PRODUCTS & COLORS AVAILABLE IN OUR EUROPEAN WAREHOUSE

ALL SCOOPS: (135)

CODE	APPROX. CAPACITY	CASE PACK
SCP6CW	170 g	12
SCP12CW	340	12
SCP24CW	680	12
SCP64CW	1814	6



## SOAK AND BRINE TANK AND CAMCRISPER®



### Soak and Brine Tank

- Designed for complete submersion of meats or poultry in brining solution for enhanced moisture retention, texture and flavor.
- Can also be used as a pre-soak tank for smallwares and dishes in sanitation solution to help reduce labor in pre-scrubbing.
- Clear sliding lid always stays on to help reduce the risk of cross-contamination.
- Withstands temperatures from -40° to 70°C.

7,6 cm Casters: 2 rear fixed, 2 front swivel.

Colors: White (148), Yellow (229).  
Cover Color: Clear (135).

Some assembly required.



Maneuverable drain elbow can be positioned in any direction as needed. Use with or without drain hose based on available access to floor drain.

Tank drains easily in 4 minutes when completely full and features an easy to turn 45° ball valve.

Maneuverable drain elbow and clear hose allow drainage even with hard to access drains.

CODE	DIMENSIONS	CAPACITY	CUBIC METER
	W x L x H		
IBSD37	54,6 x 74,9 x 71,7 cm	140 L	0,14

Case Pack: 1

### Camcrisper

- A self-contained system for brining or storing, washing and transporting bulk produce.
- Prevents cross contamination and minimizes unnecessary handling.
- Transfer dry produce out of cartons into bin, cover and roll into cooler for safe storage.
- Wash and rinse produce for easy and safe prep.

7,6 cm Casters: 2 rear fixed, 2 front swivel.

Color: White (148).  
Cover Color: Clear (135).



**STOCK PRODUCTS & COLORS AVAILABLE IN OUR EUROPEAN WAREHOUSE**

CC32: (148)



CODE	DIMENSIONS	CAPACITY	CUBIC METER	LOAD CAPACITY
	W x L x H			
CC32	56 x 61 x 58,5 cm	121 L	0,123	24 lettuce heads (unfinished) 42 lettuce heads (finished)

Case Pack: 1

## HIGH HEAT MEASURING CUPS AND CAMWEAR® MEASURING CUPS



### High Heat Measuring Cups and Cover

- Use to heat liquids or sauces in the microwave, collect hot water from a dispenser, fill steam tables or chafing dishes or rehydrate food products.
- Withstands temperatures ranging from -40° to 190°C.
- Will not crack or shatter from regular use with hot liquids/ ingredients.
- Molded-in standard and metric graduations ensure accuracy and will hold up to the rigors of foodservice.

- Molded-in handle is positioned for both comfort and safety, and stays cool to the touch out of the microwave or oven.
- Optional Splatter-Proof Cover fits both 2 and 4 L measuring cups.

Color: Amber (150).



#### STOCK PRODUCTS & COLORS AVAILABLE IN OUR EUROPEAN WAREHOUSE

200MCH, 400MCH, MCCH: (150)

CODE	DESCRIPTION	DIMENSIONS H x DIA.
200MCH	2 L Measuring Cup	16,2 x 19,4 cm
400MCH	4 L Measuring Cup	26,4 x 19,4
MCCH	Universal Cover (fits both cups)	19 x 2,4

Case Pack: 1



Cups shown with Optional Universal Cover.

### Camwear Liquid Measuring Cups

- Externally marked graduations are molded in and imprinted in red for American standard and blue for metric for easy measurement.
- Durable, virtually unbreakable Camwear will not dent, ensuring an accurate measurement every time.
- Molded-in handle will not break off.

Color: Clear (135).

Personalization available on non-food contact areas only. See cresting section for information and ordering.



#### STOCK PRODUCTS & COLORS AVAILABLE IN OUR EUROPEAN WAREHOUSE

100MCCW, 200MCCW, 400MCCW: (135)

CODE	CAPACITY	CASE PACK
25MCCW	225 mL (dry measure)	12
50MCCW	0,5 L	12
100MCCW	1	12
200MCCW	2	12
400MCCW	4	1




Graduations are molded-in and imprinted in Blue for metric and Red for standard American measurements.

# CAMWEAR® DINNERWARE

**5** 5 YEAR PRORATED WARRANTY AGAINST BREAKAGE

- Durable Camwear resists stains, odors and scratches.
- Textured surface on salad and dinner plates for long wear.
- Ideal for schools, cafeterias, day care centers and healthcare facilities.
- Mug and stacking cup can be personalized.

Not recommended for microwave use.



## Oval Platters & Compartment Plates



CODE	90SPCW	120CWP	93CW	HK93BCW
DIAMETER	22,9 x H 4 cm	30,5 x 22,9 cm	22,9 cm	24,1 cm
DESCRIPTION	Round, soup bowl	Oval, narrow rim	Narrow rim	Narrow rim
CASE PACK	48	24	48	12

\*HK93BCW is available in Beige (133) only. Not recommended for microwave use.

### STOCK PRODUCTS & COLORS AVAILABLE IN OUR EUROPEAN WAREHOUSE

90SPCW, 10CWNR, 9CWNR, 825CWNR, 50CW, 60CW, 75CW: (148), (401)  
 96CW: (148), (401)  
 10CWL: (135)  
 725CWNR, 65CWNR, 10CW, 45CW, 100CW, 150CW: (148)  
 45CW, 100CW, 150CW: (148)

## Plates



CODE	10CWNR	9CWNR	825CWNR	725CWNR	65CWNR	55CWNR
DIAMETER	25,4 cm	22,9 cm	21 cm	18,4 cm	16,5 cm	14 cm
DESCRIPTION	Narrow rim	Narrow rim	Narrow rim	Narrow rim	Narrow rim	Narrow rim
CASE PACK	48	48	48	48	48	48

Not recommended for microwave use.

## Bowls



CODE	10CW*	10CWL	35CW	45CW	50CW	60CW	100CW	150CW
APPROX. CAPACITY	278 mL	—	252 mL	150 mL	452 mL	322 mL	370 mL	494 mL
DESCRIPTION	Square bowl	Lid for 10CW bowl	Bouillon	Fruit cup	Nappie bowl	Grapefruit bowl	Nappie bowl	Square bowl
CASE PACK	48	48	48	48	48	48	48	48
SHAPE	Square	Square	Round	Round	Round	Round	Round	Top/round bottom/square
OUTSIDE DIAMETER	10,2 x 10,2 cm	—	9,8 cm	11,7 cm	13,3 cm	15,2 cm	12,5 cm	Top: 13,3 cm Bottom: 6,4 x 6,4 cm
HEIGHT	4,8 cm	2,2 cm	5,4 cm	3,3 cm	5,4 cm	4 cm	4,3 cm	5,7 cm

Not recommended for microwave use. \*Optional lid available.

## Mug & Cup



CODE	75CW	96CW
APPROX. CAPACITY	239 mL	288 mL
DESCRIPTION	Stacking cup	Mug
CASE PACK	48	48
MAX DIA./HEIGHT	10,3* cm / 8 cm	10,6* cm / 9,5 cm
FULL SIZE CAMRACK®	16C414	16C414

\*Maximum diameter includes handles.  
 Not recommended for microwave use.

## Heat Keepers



CODE	HK93CW	HK39
DESCRIPTION	3 compartment base and cover	Heat Keeper base and cover for 22,9 cm plate
CASE PACK	6	6

HK93CW is available in Beige (133).  
 HK39 is available in Antique White (148).  
 Not recommended for microwave use.

HK93PMC  
 Camcarrier® for HK93CW available by special request. Call Cambro Customer Service for more information.





## VERSA CAMCOVERS®

Serve hot food hot with the Versa Camcover, an elegant and efficient alternative to traditional metal covers.

- Microwave safe plate covers withstands temperatures up to 149°C\*.
- Covers remain cool to the touch for easy handling.
- Lighter and quieter than metal covers.
- Elegant appearance without polishing.
- Keeps food warm longer than metal covers.

- Available in a variety of sizes in round and square.
- Made of fiberglass material.

**Colors:** Ivory (197), Granite Gray (191), Antique Parchment (101).

\*Can be used in heated carts.

Microwave safe.

For help selecting the correct size plate cover, refer to the Camcover Sizing Guide on our website at [www.cambro.com](http://www.cambro.com). Or, send one of your plates to Cambro Customer Service for sizing.



CODE	INSIDE DIAMETER	OUTSIDE HEIGHT	CASE PACK
<b>Square</b>			
85SFVS	20,91 cm	7 cm	12
978SFVS	25,4	7	12
<b>Round</b>			
68VS	16,5	5,6	12
86VS	21	6,7	12
91VS	23,2	6,8	12
913VS	24,9	6,8	12
95VS	23,7	6,8	12
99VS	24,3	6,7	12
911VS	24,6	7	12
100VS	25,4	6,8	12
103VS	25,9	6,8	12
105VS	26,2	6,8	12
106VS	26,4	7,2	12
1010VS	27	6,8	12
1012VS	27,3	6,8	12
1014VS	27,6	6,8	12
116VS	28,9	8,1	12
120VS	30,5	7,3	12
124VS	31,1	7,3	12



## CAMWEAR® CAMCOVERS®

- Food stays hot and appetizing without re-heating.
- Ideal for use in heated carts up to 99°C\*.
- Made of durable Camwear, will not dent or scratch.
- Lightweight for quiet service.
- Saves on labor with no polishing required.

**Colors:** Clear (152), Amber (153), Beige (133), Silver (486).

**MDCPC9CW Colors:** Clear (135), Amber (153), Beige (133), Silver (486).

For help selecting the correct size plate cover, refer to the Camcover Sizing Guide on our website at [www.cambro.com](http://www.cambro.com). Or, send one of your plates to Cambro Customer Service for sizing.

\*Not recommended for microwave use.



**STOCK PRODUCTS & COLORS AVAILABLE IN OUR EUROPEAN WAREHOUSE**

9011CW, 1000CW, 1007CW, 1013CW, 1101CW: (152)

CODE	INSIDE DIAMETER	OUTSIDE HEIGHT	CASE PACK
<b>Camwear Camcovers</b>			
806CW	21,4 cm	6,8 cm	12
900CW	23,2	7	12
901CW	23,7	7,2	12
905CW	24,1	7,2	12
909CW	24,8	7	12
9011CW	25,4	7,3	12
9013CW	25,4	7	12
1000CW	25,9	6,8	12
1005CW	26,8	7,2	12
1007CW	27	7	12
1013CW	27,5	6,8	12
1101CW	27,9	6,8	12
1202CW	30,8	7	12
<b>Camwear Low Profile Camcovers</b>			
MDCPC9CW	23,2	5	12

## PROMOTE YOUR BRAND – PERSONALIZED TABLE SERVICE AND FOOD STORAGE PRODUCTS

Personalize tumblers, barware, pitchers, decanters and dinnerware to promote a brand, business or enhance customer satisfaction. Use to identify inventory for multiple service locations. Personalize food storage products to identify contents, add fill lines with recipe instructions to ensure product quality and consistency. Personalized product orders are full case quantities only, no broken cartons.



Look for this icon that identifies items that can be personalized.



### PAD PRINT PERSONALIZATION

- One color. Two color available for table service products only.
- Choose from 12 standard imprint colors.
- Print area is 6 mm to 10 cm, based on printable area specific to product. Order minimum 72 each.

### PERSONALIZATION CHARGES

- Custom Personalization Plate Charge
- \*\*\* Net (one-time charge, billed on first purchase order)
- Set Up Charge  
\*\*\* Net per order
- Color Imprint Charge  
\*\*\* Net per side, per color

### HOW TO ORDER A SAMPLE

**1. Request a Sample**  
Contact your local Cambro representative to complete and submit your sample request to Cambro. Form **MUST BE** submitted with artwork.

**2. Artwork**  
Must be ready to use, digital format only. Email to Cambro Representative or to Cambro at [letsgetpersonal@Cambro.com](mailto:letsgetpersonal@Cambro.com). Title email subject with logo name. Provide contact info. If artwork is incomplete, graphic services are available for \*\*\* per hour. File Dimensions: 100% reproduction size, 300 dpi resolution. File Type: Adobe® Illustrator®, Photoshop®. File Format: jpeg, tiff, eps

**3. Sample Turnaround**  
7 – 10 business days from approval of artwork.

**4. Sample Approval**  
Approval form included with each sample. Form must be completed and faxed to Cambro prior to processing purchase order.

**5. Sample Charge (net)**  
\*\*\* per sample (charge billed on sample order, credited back on first purchase order).

**6. Questions**  
Contact Kristie Patterson at 714-230-4125 direct, 800-854-7631 Ext. 4125 or [email\\_kpatterson@Cambro.com](mailto:email_kpatterson@Cambro.com).  
\*\*\*Contact your Cambro representative for pricing.

### CHOOSE ONE OR TWO STANDARD IMPRINT COLORS

Due to the catalog printing process, the colors shown may not be exact.



# CAMWEAR® PITCHERS

- Lightweight for easy handling.
- Exclusive ice-control contoured lip and pour spout reduce spills.
- Slotted base allows for complete and sanitary drying.

**Color:** Clear (135). P600CW is also available in Amber (153).  
 Capacities calculated to rim.  
 Personalization available. See cresting section for information, ordering and pricing.

PC34CW Stackable Pitcher is covered by the following U.S. Patent D 682,002 S.



### STOCK PRODUCTS & COLORS AVAILABLE IN OUR EUROPEAN WAREHOUSE

P320CW, P34CW, P34LCW, P480CW, P600CW, P60CW, PL60CW, PE600CW, P64CW, PC64CW: (135)



### P320CW, P480CW and P600CW

An industry standard. Broad base for stability, prevents tipping.



**P320CW**  
**CAPACITY:** 0,95 L  
**HEIGHT WITH SPOUT:** 17 cm  
**DIAMETER WITH HANDLE:** 14,5 cm  
**Case Pack:** 6



**P480CW**  
**CAPACITY:** 1,4 L  
**HEIGHT WITH SPOUT:** 20 cm  
**DIAMETER WITH HANDLE:** 16 cm  
**Case Pack:** 6



**P600CW**  
**CAPACITY:** 1,8 L  
**HEIGHT WITH SPOUT:** 20,5 cm  
**DIAMETER WITH HANDLE:** 17 cm  
**Case Pack:** 6



**P60CW**  
**CAPACITY:** 1,8 L  
**HEIGHT WITH SPOUT:** 23 cm  
**DIAMETER WITH HANDLE:** 18,5 cm  
**Case Pack:** 6



**PL60CW**  
**CAPACITY:** 1,8 L  
**HEIGHT WITH SPOUT:** 20 cm  
**DIAMETER WITH HANDLE:** 17 cm  
**Case Pack:** 6

**PE600CW**  
 Economy and lightweight design. Pour liquids from front or ice and liquid from sides.



**PE600CW**  
**CAPACITY:** 1,8 L  
**HEIGHT WITH SPOUT:** 20 cm  
**DIAMETER WITH HANDLE:** 18,7 cm  
**Case Pack:** 6

**P64CW**  
 Tapered design and drip-proof spout.



**P64CW**  
**CAPACITY:** 1,9 L  
**HEIGHT WITH SPOUT:** 23,5 cm  
**DIAMETER WITH HANDLE:** 18,5 cm  
**Case Pack:** 6

**PC64CW**  
 Three position lid can strain ice, free pour or close to protect contents.



**PC64CW**  
**CAPACITY:** 1,9 L  
**HEIGHT WITH SPOUT:** 24,8 cm with lid  
**DIAMETER WITH HANDLE:** 18,5 cm  
**Case Pack:** 6

**PC34CW**  
 Stackable pitchers and lid with frosted design to hide scratches.



**PC34CW**  
**CAPACITY:** 1 L  
**HEIGHT WITH SPOUT:** 19 cm with lid  
**DIAMETER WITH HANDLE:** 17 cm  
**Case Pack:** 6

**P34CW**  
 Stackable pitcher only.

**P34LCW**  
 Stackable pitcher lid only.



**P34CW / P34LCW**  
**CAPACITY:** 1 L / —  
**HEIGHT WITH SPOUT:** 16,8 cm / 5,1 cm  
**DIAMETER WITH HANDLE:** 17 cm / 11,4 cm  
**Case Pack:** 6

## CAMWEAR® DESSERT GLASS AND LIDO® – SAN TUMBLERS

### Dessert Glass

- Large, heavy bases for stability.
- Bases designed for fast draining and complete drying.
- Chill or frost barware without concerns of thermal shock damage.

**Color:** Clear (135).

Personalization available. See crestring section for information, ordering and pricing.



CODE	DG3CW
MAX DIAMETER	5,8 cm
MAX HEIGHT	7,7 cm
FULL SIZE CAMRACK®	49S318
CAPACITY TO RIM	100 mL
CASE PACK	72

Available for ordering in cases only.  
No broken cartons.



### Lido® – San Tumblers

- Easy to clean internal stacking ring promotes stable and space-efficient storage.
- Made of impact resistant SAN plastic that resists chips and breaks, minimizing replacement costs.

**Color:** Clear (152).  
**Disposable CamLid Color:** Translucent (190).

Capacity is to the top fill-line.

Lido Tumblers are covered by U.S. Patent D720,963 S.



\*177 and 266 mL tumblers feature subtle graduation markings intended for use in healthcare operations.



CODE	LDT5	LDT6	LDT9	LDT10	LDT12	LDT16	LDT22
FITS LID	CLJ6	CLST6	CL900P	CLNT10	CLNT12	CLST9	CLSM8B5**
DIAMETER	5,9 cm	6,8 cm	8,1 cm	7,3 cm	7,6 cm	8,4 cm	8,9 cm
HEIGHT	9,4 cm	9,4 cm	9,4 cm	11,4 cm	12,5 cm	13,5 cm	16,8 cm
FULL SIZE CAMRACK®	49S318	36S318	25S318	36S418	30S434	25S534	20S638
CAPACITY TO RIM	150 mL	177 mL*	266 mL*	300 mL	355 mL	480 mL	650 mL
CASE PACK TUMBLER / LID	36 / 1,000	36 / 1,000	36 / 1,000	36 / 1,000	36 / 1,000	36 / 1,000	36 / 1,500

\*\*Excludes a cross-slot for straws.

## CAMWEAR® HUNTINGTON® & NEWPORT – SAN TUMBLERS

### Huntington Tumblers

- Feature the elegant look and feel of glass without the high replacement costs.
- Made of durable Camwear.
- Lightweight.
- Stacking lugs to prevent sticking.
- Three sided drain bottom for easy washing and drying.

Colors: Azure Blue (196), Clear (135).  
Lid Color: Translucent (190).

Capacities calculated to rim.

Personalization available. See crestring section for information and ordering.

Withstands temperatures from -40° to 99°C.

\*Excludes a cross-slot for straws.



### STOCK PRODUCTS & COLORS AVAILABLE IN OUR EUROPEAN WAREHOUSE

HT5CW, HT8CW, HT120CW, HT10CW, HT12CW (135)



CODE	HT5CW	HT8CW	HT10CW	HT120CW	HT12CW	HT14CW	HT16CW	HT22CW
FITS LID	—	CLNT8	—	CLNT12	—	—	CLAM8B5*	CLSM8B5*
MAX DIAMETER	6 cm	6,8 cm	7,1 cm	7,6 cm	8,6 cm	8,3 cm	8,4 cm	8,9 cm
MAX HEIGHT	9 cm	11,3 cm	12,2 cm	12,8 cm	9,5 cm	12,4 cm	14 cm	17 cm
FULL SIZE CAMRACK®	49S318	36S418	36S434	25S434	25S418	25S434	25S534	25S638
CAPACITY TO RIM	148 mL	237 mL	296 mL	355 mL	355 mL	414 mL	473 mL	652 mL
CASE PACK TUMBLER / LID	36 / —	36 / 1,000	36 / —	36 / 1,000	36 / —	36 / —	36 / 2,000	36 / 1,500

### Newport Tumblers

- Fluted design features the upscale look of glass with the safety benefits and cost savings of plastic.
- Impact resistant SAN plastic resists chips and breaks.
- Stacking lugs prevent sticking.
- Sani-Rim lip provides a sanitary drinking surface.

Colors: Clear (152), Amber (153), Slate Blue (401).

Lid Color: Translucent (190).

Capacities calculated to rim.

Personalization available. See crestring section for information and ordering.

Withstands temperatures from -20° to 85°C.

\*Excludes a cross-slot for straws.



### STOCK PRODUCTS & COLORS AVAILABLE IN OUR EUROPEAN WAREHOUSE

NT5, NT8, NT9, NT10, NT12 (152)



CODE	NT5	NT8	NT9	NT10	NT12	NT14	NT16	NT20
FITS LID	CLNT5	CLNT8	CLNT9	CLNT10	CLNT12	—	—	CLSM8B5*
MAX DIAMETER	6,4 cm	6,8 cm	8,3 cm	7,1 cm	7,6 cm	7,9 cm	8,3 cm	8,7 cm
MAX HEIGHT	9,4 cm	10,2 cm	8,4 cm	11,6 cm	13 cm	12,7 cm	14,6 cm	16,5 cm
FULL SIZE CAMRACK	36S318	36S418	25S318	36S434	25S434	25S434	25S534	25S638
CAPACITY TO RIM	189 mL	228 mL	275 mL	300 mL	373 mL	414 mL	485 mL	650 mL
CASE PACK TUMBLER / LID	36 / 1,500	36 / 1,000	36 / 1,000	36 / 1,000	36 / 1,000	36 / —	36 / —	36 / 2,000

## LAGUNA® – SAN & DEL MAR® TUMBLERS

### Laguna Tumblers

- Hammered texture hides water spots and scratches.
- Made of impact resistant SAN.
- Lightweight and easy to carry.

Colors: Clear (152), Spanish Green (427).  
Lid Color: Translucent (190).

Capacities calculated to rim.

Personalization available. See cresting section for information, ordering and pricing.

Withstands temperatures from -20° to 85°C.

\*Excludes a cross-slot for straws.



### STOCK PRODUCTS & COLORS AVAILABLE IN OUR EUROPEAN WAREHOUSE

LT8, LT10, LT12, LT22: (152)



CODE	LT6	LT8	LT10	LT12	LT14	LT16	LT22
FITS LID	CLLT6	CLLT8	CLLT10	CLLT12	—	CLAM8B5*	—
MAX DIAMETER	6,3 cm	6,9 cm	7,4 cm	7,9 cm	8,3 cm	8,4 cm	9,3 cm
MAX HEIGHT	10,7 cm	10,9 cm	12,1 cm	12,7 cm	13,1 cm	14 cm	15,4 cm
FULL SIZE CAMRACK®	36S418	36S418	30S434	25S434	25S434	25S534	16S534
CAPACITY TO RIM	177,4 mL	236,6 mL	295,7 mL	354,9 mL	414 mL	473,2 mL	650,6 mL
CASE PACK TUMBLER / LID	36 / 1,500	36 / 2,000	36 / 1,000	36 / 1,000	36 / —	36 / 2,000	36 / —

### Del Mar Tumblers

- Cracked glass look features the lightweight handling of plastic.
- Thick sturdy base and rolled rim edge for added stability.
- Made of impact resistant SAN plastic.

Colors: Clear (152), Ruby Red (156), Sapphire Blue (608), Light Amber (609).  
Lid Color: Translucent (190).

Capacities calculated to rim.

Personalization available. See cresting section for information, ordering and pricing.

Del Mar Tumblers are covered by the following U.S. Patent D 478,778 S.

Withstands temperatures from -20° to 85°C.



CODE	D8	D12	D14	D16	D24
FITS LID	—	—	CLST9	—	—
MAX DIAMETER	6,7 cm	7,5 cm	8,3 cm	7,8 cm	8,7 cm
MAX HEIGHT	10,6 cm	12 cm	8,3 cm	15,1 cm	16,8 cm
FULL SIZE CAMRACK	36S418	25S434	25S318	25S534	25S638
CAPACITY TO RIM	237 mL	355 mL	414 mL	473 mL	710 mL
CASE PACK TUMBLER / LID	36 / —	36 / —	36 / 1,000	36 / —	36 / —

## COLORWARE – SAN TUMBLERS & COCA-COLA® TUMBLERS



- A classic value tumbler ideal for casual dining.
- Textured on the outside to resist scratching.
- Made of impact resistant SAN.
- Interior stacking lugs for easy storing.
- Sani-Rim lip provides a sanitary drinking surface.

**Colors:** Slate Blue (401), Clear (152), Amber (153), Ruby Red (156).  
**Lid Color:** Translucent (190).

Capacities calculated to rim.

Personalization available. See crestring section for information and ordering.

Withstands temperatures from -20° to 85° C.



### STOCK PRODUCTS & COLORS AVAILABLE IN OUR EUROPEAN WAREHOUSE

1200P: (152)



	500P	800P	900P	950P	1200P	1600P	2000P	—
<b>CODE (72 PACK)</b>	500P	800P	900P	950P	1200P	1600P	2000P	—
<b>CODE (24 PACK)</b>	500P2	800P2	900P2	950P2	1200P2	1600P2	2000P2	3200P2
<b>FITS LID</b>	CLJ6	CL800P	CL900P	CL950P	—	—	—	—
<b>MAX DIAMETER</b>	5,7 cm	6,7 cm	8,1 cm	7 cm	7,5 cm	8 cm	8,6 cm	10 cm
<b>MAX HEIGHT</b>	9,2 cm	10,2 cm	8,25 cm	11,1 cm	13,2 cm	14,6 cm	16,5 cm	18,4 cm
<b>FULL SIZE CAMRACK®</b>	49S318	36S418	25S318	36S418	25S434	25S534	25S638	16S738
<b>CAPACITY TO RIM</b>	154 mL	231 mL	287 mL	290 mL	373 mL	485 mL	650 mL	976 mL
<b>P CODE-CASE PACK</b>	72	72	72	72	72	72	72	—
<b>P2 CODE-CASE PACK</b>	24	24	24	24	24	24	24	24
<b>LID CASE PACK</b>	1,000	1,000	1,000	1,000	—	—	—	—

### Coca-Cola® Tumblers

- Colorware Tumblers featuring the Coca-Cola trademark logo in White.
- Available only to Coca-Cola fountain customers for foodservice use.

**Color:** Clear (152).

Coca-Cola Logo is imprinted in white only.

These trademarked vessels may not be resold at retail and are available only for distribution to Coca-Cola Fountain customers for foodservice use.

Withstands temperatures from -20° to 85° C.



CODE	20CC	32CC
<b>MAX DIAMETER</b>	8,6 cm	10 cm
<b>MAX HEIGHT</b>	16,5 cm	18,4 cm
<b>FULL SIZE CAMRACK</b>	25S638	16S738
<b>CAPACITY TO RIM</b>	650 mL	976 mL
<b>CASE PACK</b>	72	24

# CAMWEAR® TUMBLERS AND CAMVIEW® CAMLITERS®

## Camwear Tumblers

- The look and feel of glass but made of durable Camwear.
- Textured exterior surface resists scratching.
- Smooth interior promotes easy cleaning.
- Designed with a Sani-Rim lip for sanitary drinking.

Color: Clear (152).  
 Capacities calculated to rim.  
 Personalization available. See cresting section for information and ordering.  
 Withstands temperatures from -40° to 99°C.



### STOCK PRODUCTS & COLORS AVAILABLE IN OUR EUROPEAN WAREHOUSE

500CW, 800CW: (152)



CODE	500CW	800CW	850CW	950CW	1200CW	1600CW
FITS LID	—	—	—	CLNT10	—	CL900P
MAX DIAMETER	5,7 cm	6,7 cm	8,6 cm	7 cm	7,5 cm	7,9 cm
MAX HEIGHT	9,2 cm	10,2 cm	9,7 cm	11,1 cm	13,2 cm	14,6 cm
FULL SIZE CAMRACK®	49S318	36S418	25S418	36S418	36S434	25S534
CAPACITY TO RIM	160 mL	237 mL	269 mL (heavy wall)	284 mL	384 mL	503 mL
CASE PACK TUMBLER / LID	48 / —	48 / —	48 / —	48 / 1,000	48 / —	48 / 1,000

## CamView Camlitter Beverage Decanters

- Ideal for serving beverages on buffet lines or table side.
- Spill-proof, snap tight flat lids included to protect content from cross contamination.
- Pour Spout Lid available to protect content while allowing free pour.
- Light-weight, dent and scratch resistant.
- Made of impact resistant material.
- NSF Listed- Camlitter with Flat Lid.

Color: Clear (135).  
 Lid Color: White (148).  
 Personalization available. See cresting section for information and ordering.  
 Withstands temperatures from -40° to 71°C.  
 Lids not NSF listed.



CODE	CAPACITY	HEIGHT
<b>Camlitters complete with lids: (WW1000L, WW250L)</b>		
WW1500CW	1,5 L	25,4 cm
WW1000CW	1	24,8
WW500CW	0,5	20
WW250CW	0,25	15,9
<b>Lids</b>		
WW1000LS	(lid w/pour spout for 1,5 L, 1 L, and 0,5 L)	
WW1000L	(lid for 1,5 L, 1 L and 0,5 L)	
WW250L	(lid for 0,25 L)	

Case Pack: 12 Pour Spout Lid must be ordered separately.

### STOCK PRODUCTS & COLORS AVAILABLE IN OUR EUROPEAN WAREHOUSE

WW1000, WW500, WW250: (135)  
 WW1000L, WW1000LS: (148)





## BEVERAGE DISPENSER, PAIL WITH BAIL & SWIRL BOWLS®

### 21 L Beverage Dispenser

- Perfect for mixing and serving concentrated beverages.
- Standard and metric graduations are printed on dispenser.
- Impact resistant polyethylene withstands temperatures from -40° to 70°C.

CODE	CAPACITY
DSPR6	21 L
Case Pack: 1	

Color: White (148).

Personalization available. See cresting section for information and ordering.



DSPR6  
Capacity: 21 L



### Pail with Bail – Poly

- A large, multi-purpose, 21 L pail, ideal for mixing, storing and transporting.
- Durable polyethylene withstands temperatures from -40° to 70°C, and is stain resistant.
- Snap-tight, thumb tab cover sold separately.

CODE	CASE PACK
PWB22	6
RFSC12 (cover)	6

Color: White (148).



All graduations are approximate.



### Swirl Bowls

- Ideal for hot or cold side dishes, desserts, dips, or fruit.
- Fits on a plate or stacks in place on a buffet station.
- Available in durable Camwear® or break resistant SAN.

Colors:  
SRB5CW and SRB13CW: Clear (135), Black (110), White (148).  
SRB5 and SRB13: Clear (152), Black (110), White (148).

Made of (P.E.T.) material.



CLSRB5  
Disposable lid not NSF.



CODE	CAPACITY	CASE PACK
<b>Camwear</b>		
SRB5CW	148 mL	24
SRB13CW	384	24
<b>SAN‡</b>		
SRB5	148	24
SRB13	384	24
<b>Disposable Lid</b>		
CLSRB5	—	1,000

Disposable Lid Color: Clear (152).

## CAMWEAR® WINE BUCKETS, PUNCH BOWLS & BUD VASE

### Wine Buckets

- Chill and showcase wine or champagne.
- Tough Camwear won't crack or break and is easy to clean.

Color: Clear (135).

Personalization available. See cresting section for information and ordering.



CODE	DIMENSION DIA. x H
WC100CW	20,3 x 23,2 cm
WC100CWNH (w/o handles)	20,3 x 22,9

Case Pack: 1



WC100CW

### Bud Vase

- Ideal for dining rooms, cafeteria tables and patient or room service trays.
- Made of durable Camwear.
- Fill with a fresh rose bud or a colorful faux flower.

Colors: Black (110), Clear (135), White (148).



Black (110)

Clear (135)

White (148)

CODE	DESCRIPTION	CASE PACK
BV6CW	15,24 cm bud vase	12

## DELI CROCKS & PLATTER

- Prep, store and serve all in one with contemporary style at an economical price.
- Crock and platter are made of SAN, making them impact, stain and chip resistant.
- Ideal for supermarket delis, sandwich shops, buffets and catered events.
- Handed covers are made of crystal clear, virtually unbreakable Camwear®.

**Crock and Platter Colors:** Clear (152), Black (110), White (148), Red (404).

**Crock Cover Color:** Clear (135).

Deli Crock covers are covered by the following U.S. Patents D 504,283 S, D 503,871 S & D 494,419 S. Scalloped Food Service Cover is covered by the following U.S. Patent D 509,705 S.

DCC5, DCC10 are NSF Component.



### STOCK PRODUCTS & COLORS AVAILABLE IN OUR EUROPEAN WAREHOUSE

DC5, DC10: (110), (148)

DCC5, DCC10: (135)



Prep, stack, store and serve all in one.



Interstacking saves storage space.



Avoid cross contamination and keep food fresh by using clear cover with handle.



Lid can be used as a riser to provide additional height on the buffet table or in a deli display case.



Cover doubles as a false bottom for presentation and to reduce waste.

### Crocks & Platter



CODE	DC5	DC10	DP15
DESCRIPTION	Crock	Crock	Platter
DIMENSIONS L x D x H	26 x 17,5 x 8 cm	33,5 x 26,5 x 8 cm	40 x 30,5 x 5,5 cm
APPROXIMATE CAPACITY	2 L	4,6 L	3,2 L

Case Pack: 6

### Covers



CODE	DCC5 fits DC5	DCC10 fits DC10
DIMENSIONS L x D x H	23,8 x 15 x 3,5 cm	31 x 24 x 3,5 cm
APPROXIMATE CAPACITY	0,85 L	1,9 L

Case Pack: 6

# SHOWFEST® DISPLAY BOWLS & TRAYS

- Showcase cold deli, buffet and salad bar items.
- Made from SAN for impact, stain, break & chip resistance.
- Variety of shapes & sizes to make the best use of display area.

Colors: Black (110).

Personalization not available.



## Scalloped Ovals



CODE	SFV1015
DIMENSIONS L x D x H	38 x 25,4 x 5 cm
APPROX. CAPACITY	2,8 L

Case Pack: 6

## Scalloped Rectangles



CODE	SFR1012
DIMENSIONS L x D x H	31,8 x 25,4 x 7,6 cm
APPROX. CAPACITY	4,3 L

Case Pack: 6



## Octagonals



CODE	SFG1012	SFG1015	SFG820	SFG1220
DIMENSIONS L x D x H	30,5 x 25,4 x 5 cm	38 x 25,4 x 5 cm	50,8 x 20,3 x 5 cm	50,8 x 30,5 x 5 cm
APPROX. CAPACITY	2,8 L	3,3 L	3,7 L	5,8 L

Case Pack: 6

## CAMWEAR® BOWLS

### Round Pebbled Bowls

- Textured on the outside for an elegant look, smooth on the inside for easy cleaning.
- Made of virtually unbreakable Camwear for years of dependable service.
- Ideal for fruit, salads, snacks and desserts.

Color: Pebbled (176).

Capacities are calculated to rim.



### Ribbed Bowls

- Stylish, contemporary appearance for a dramatic presentation.
- Made of virtually unbreakable Camwear that won't break like glass.
- Bowls are durable and lightweight. Will not chip and crack like acrylic.
- Resistant to stains, acids and odors.

Colors: Clear (135), Black (110), White (148).

Rectangular Ribbed Bowls are not available in White (148).

Capacities are calculated to rim.



### Round Pebbled Bowls



CODE	PSB6	PSB8	PSB10	PSB12
INSIDE DIAMETER	15,2 cm	20,3 cm	25,4 cm	30,5 cm
APPROXIMATE CAPACITY	556 mL	1,5 L	3 L	5,5 L
CASE PACK	12	12	12	12

### Round Pebbled Bowls



CODE	PSB15	PSB18	PSB23
INSIDE DIAMETER	38,1 cm	45,7 cm	58,4 cm
APPROXIMATE CAPACITY	10,6 L	19,1 L	37,8 L
CASE PACK	4	4	4

Color: Pebbled (176).

### Rectangular Ribbed Bowls



CODE	RSB912CW	RSB1014CW	RSB1419CW
DIMENSIONS L x D x H	30,8 x 22,9 x 7,6 cm	37 x 27,3 x 9 cm	49,2 x 36,2 x 12 cm
APPROXIMATE CAPACITY	2,7 L	4,7 L	11,3 L
CASE PACK	12	4	4

Rectangular Ribbed Bowls are not available in White (148).

### Round Ribbed Bowls



CODE	RSB6CW	RSB8CW	RSB10CW	RSB12CW
INSIDE DIAMETER	15,2 cm	20,3 cm	25,4 cm	30,5 cm
APPROXIMATE CAPACITY	564 mL	1,6 L	3 L	5,5 L
CASE PACK	12	12	12	12



CODE	RSB15CW	RSB18CW	RSB23CW
INSIDE DIAMETER	38,1 cm	45,7 cm	58,1 cm
APPROXIMATE CAPACITY	10,6 L	19,1 L	37,8 L
CASE PACK	4	4	4

## BUDGET & FIBERGLASS BOWLS

### Budget Salad Bowls

- An economical serving choice for fruit, salads, snacks and desserts.
- Impact resistant FDA approved material resists stains, acids and odors.

Colors: Birch (174), Black (110).

Personalization not available.

Capacities are calculated to rim.



CODE	SB55	SB60	SB80
INSIDE DIAMETER	14,5 cm	15,2 cm	20,3 cm
APPROX. CAPACITY	325 mL	375 mL	925 mL

Case Pack: 72

### Fiberglass Bowls

- Combines the look of warm wood grains with the durability of fiberglass.
- Colors won't fade even after years of service and washing.

Color: Dark Basketweave (301).

Personalization not available.

For a swatch of this color and pattern, see Camtray® group section.

Capacities are calculated to rim.



CODE	6F	8F
INSIDE DIAMETER	15,6 cm	20,3 cm
APPROX. CAPACITY	425 mL	925 mL

Case Pack: 12



# CAMWEAR® DISPLAY COVERS & TRAYS

- Display covers protect freshness of pastries, breads and desserts.
- Virtually unbreakable Camwear features the upscale look of glass.
- Openings on side or end provide quick and easy access to contents without removing cover.‡

### Display Covers

**Color:** Clear (135).

Personalization available. See cresting section for information and ordering.

\*Dimensions include handle(s). Handle height is 2,06 cm.

### Market Trays

**Colors:** Salmon (149), Yellow (145), Blue (142), Green (140), White (148), Black (110).

**Colors NSF listed for food contact:** White (148), Blue (142), Green (140).

**Display Tray Colors:** Clear (135), Black (110).

Personalization not available.

\*\*Special order item not carried in stock – non-returnable.



Display Trays are stackable. Refer to Market Tray for information.

### STOCK PRODUCTS & COLORS AVAILABLE IN OUR EUROPEAN WAREHOUSE

DT1220CW: (110)  
RD1200CW, DD1220ECW, DD1220BECW, DD1220SCW, RD1220CW: (135)



RD1220CW



RD1220CWH



RD1200CW



DD1220BECW‡



Dome with side cut – DD1220SCW‡



Display Tray – DT1220CW

CODE	APPROXIMATE DIMENSIONS W x L x H*	DESCRIPTION	CASE PACK
<b>Display Covers</b>			
RD1200CW	30,5 x 30,5 x 20,9 cm	Cake cover	1
DD1220CW	55,6 x 37,5 x 20,3	Dome cover	1
DD1220ECW	55,6 x 37,5 x 20,3	Dome w/end cut	1
DD1220BECW	55,6 x 37,5 x 20,3	Dome w/2 ends cut	1
DD1220SCW	55,6 x 37,5 x 20,3	Dome w/side cut	1
DD1826CW	67,9 x 47,9 x 22,5	Dome cover	1
RD926CW	67,2 x 25,4 x 15,9	Rectangular cover	1
RD1220CW	55,6 x 35,9 x 14,9	Rectangular cover	1
RD1220CWH	55,6 x 35,9 x 12,7	Rectangular w/hinge	1
RD1826CW	67,2 x 47,9 x 15,9	Rectangular cover	1
RD1826CWH	67,9 x 47,6 x 13	Rectangular w/hinge	1
<b>Display Tray – Fits with all 1220 covers</b>			
DT1220CW	32,5 x 53	Tray	1
<b>Market Tray – Fits with all 1826 covers</b>			
1826MT**	65,3 x 45,2 x 2,7	Tray	6



## CROCKS & LADLES

### Crocks

- Ideal for use with salad bars, on buffet tables or at food stations.
- Resists stains and odors caused by vinegar, salad oils, or mayonnaise.
- Made of high impact FDA accepted material.
- Smooth surface is easy-to-clean.
- Works in Salad Bar Holder SBH15 and Crock Holder CPH3.

**Solid Color Crock Colors:** Black (110), Beige (133), Reddish Brown (195).  
**Clear Crock Color:** Clear (152).  
**Lid Color:** White (148).

Personalization available. See personalization section for details.

\*Lids for Solid Color and Clear Crocks are not interchangeable.



### Camwear® Ladles

- Portion control bowls serve the perfect amount of dressing or food ingredient.
- Angled for easy handling.
- Designed with a side rest so ladles don't slip into crocks or serving bowls.
- Made of virtually unbreakable Camwear for years of dependable service.

**Colors:** Black (110), Beige (133), Clear (135), White (148).

\*Cambro's assortment pack is available in black only. It offers 8 imprinted ladles and 4 with no imprinting. The 8 imprints include: 1 Thousand Island, 1 French, 1 House, 1 Italian, 1 Bleu Cheese, 1 Ranch, 1 Low Cal, 1 Caesar. This makes a perfect start-up set for a salad bar.

Custom Order Ladle Imprints – See cresting section for information and ordering. Maximum imprint area is 2,5 x 1,2 cm. Six dozen minimum.

No broken cartons on assortment pack or imprinted ladles. Special order item not carried in stock, non-returnable.



CODE	HEIGHT	TOP DIAMETER	CUT OUT DIAMETER
<b>Solid Color Crock with Lid</b>			
CP12	13,2 cm	12,9 cm	12,1 cm
CP15	11	16,8	15,7
CP27	17,2	16,8	15,6
<b>Clear Color Crock with Lid</b>			
CCP12	13,7	13,3	12,4
CCP15	11,1	17,2	15,9
CCP27	17,5	17,2	15,7

CODE	CAPACITY	CASE PACK
<b>Solid Color Crocks</b>		
CP12	1,1 L w/Lid	12
CP15	1,4 L w/Lid	6
CP27	2,4 L w/Lid	6
<b>Lids for Solid Color Crocks</b>		
CPL12*	Fits Colored CP12 Crock	12
CPL27*	Fits Colored CP15 & CP27	12
<b>Clear Crocks</b>		
CCP12	1,1 L w/Lid	12
CCP15	1,4 L w/Lid	6
CCP27	2,4 L w/Lid	6
<b>Lids for Clear Crocks</b>		
CCPL12*	Fits Clear CCP12 Crock	12
CCPL27*	Fits Clear CCP15 & CCP27	12

### STOCK PRODUCTS & COLORS AVAILABLE IN OUR EUROPEAN WAREHOUSE

LD85, LD105: (135), (110)



Imprinted Ladles shown.

CODE	DESCRIPTION	LENGTH	CAPACITY
LD85	Plain	21,6 cm	25 mL
LD85A*	Assortment	21,6	25
LD105	Plain	26,8	30
LD105A*	Assortment	26,8	30
LD130	Plain	33	30

Case Pack: 12

# CAMWEAR® SERVING SPOONS, TONGS & HIGH HEAT CAMTENSILS®

## Serving Spoons

- Made of virtually unbreakable Camwear, spoons won't tarnish, bend or dent.
- A wide handle and molded in thumb rest ensure a solid, ergonomic grip.
- Spoons feature a notched back to rest on pans.
- Spoon capacities are approximate and are not intended for measuring.

Colors: Black (110), Beige (133), Clear (135), Red (404), White (148).

Personalization available. See cresting section for information, ordering and pricing.

\*Cannot be personalized.



### STOCK PRODUCTS & COLORS AVAILABLE IN OUR EUROPEAN WAREHOUSE

SP011CW, SP013CW, SP0P13CW: (110), (135)  
SP08CW, SP010CW, SP0P11CW: (110)

## Perforated

		
<b>SP0P10CW</b> DESCRIPTION: 25,5 cm Perforated buffet spoon DIMENSIONS: 26 x 4,3 cm Case Pack: 12	<b>SP0P11CW*</b> DESCRIPTION: 28 cm Perforated deli spoon DIMENSIONS: 28,3 x 7,3 cm Case Pack: 12	<b>SP0P13CW*</b> DESCRIPTION: 33 cm Perforated deli spoon DIMENSIONS: 33,3 x 7,3 cm Case Pack: 12

## Solid

			
<b>SP08CW</b> DESCRIPTION: 20,5 cm Salad spoon DIMENSIONS: 20,6 x 3,8 cm Case Pack: 12	<b>SP010CW</b> DESCRIPTION: 25,5 cm Buffet spoon DIMENSIONS: 26 x 4,3 cm Case Pack: 12	<b>SP011CW*</b> DESCRIPTION: 28 cm Deli spoon DIMENSIONS: 28,3 x 7,3 cm Case Pack: 12	<b>SP013CW*</b> DESCRIPTION: 33 cm Deli spoon DIMENSIONS: 33,3 x 7,3 cm Case Pack: 12

## High Heat Camtensils, Spoons and Turners

- Ideal for preparing and serving hot and cold foods.
- Made of a durable high heat material that withstands temperatures from -40° to 190°C.
- Handle includes a hole for hanging when not in use and notches to rest on pans.

Colors: Amber (150), Black (110).

Personalization not available.



	
<b>SP013</b> DESCRIPTION: 33 cm Solid spoon DIMENSIONS: 33,3 x 7,3 cm Case Pack: 12	<b>SPA14</b> DESCRIPTION: 35,5 cm Solid turner DIMENSIONS: 35,9 x 8,9 cm Case Pack: 12

	
<b>SP0P13</b> PERFORATED DESCRIPTION: 33 cm Perforated spoon DIMENSIONS: 33,3 x 7,3 cm Case Pack: 12	<b>SPASL14</b> SLOTTED DESCRIPTION: 35,5 cm Slotted turner DIMENSIONS: 35,9 x 8,9 cm Case Pack: 12



### STOCK PRODUCTS & COLORS AVAILABLE IN OUR EUROPEAN WAREHOUSE

SP013, SP0P13, SPA14: (150)

## LUGANO® TONGS

- Colored tongs are made from a durable heat resistant material that withstands temperatures up to 99°C.
- Clear tongs are made from virtually unbreakable Camwear, which is safe to 99°C.

### FLAT GRIP



**TG6**  
**LENGTH:** 15 cm  
**Case Pack:** 12



**TG9**  
**LENGTH:** 23 cm  
**Case Pack:** 12

### SCALLOP GRIP



**6TGS**  
**LENGTH:** 15 cm  
**Case Pack:** 12



**9TGS**  
**LENGTH:** 23 cm  
**Case Pack:** 12

### Lugano Flat and Scallop Grip Tongs

- Flat Tongs are ribbed to provide a secure hold.
- Scallop Tongs feature an ergonomic design and secure finger grip.

**Colors:** Black (110), Beige (133), Clear (135), Red (404), White (148).



### STOCK PRODUCTS & COLORS AVAILABLE IN OUR EUROPEAN WAREHOUSE

6TGS, 12TGS, TG9: (135), (110)  
 9TGS: (135), (110), (148)  
 TG6: (110)



**12TGS**  
**LENGTH:** 30,5 cm  
**Case Pack:** 12



### Lugano Angled and Easy-Grasp Tongs

- Angled tongs feature an ergonomic design that makes it easy to serve a variety of foods.
- Easy-Grasp Tongs provide a secure grip for hard to hold items.

**Angled Tong Color:** Black (110).  
**Easy-Grasp Colors:** Black (110), Beige (133), Clear (135), White (148).

Angled and Easy-Grasp Lugano Tongs are covered under U.S. Patent D 530,994 S.



### ANGLED TONG



**TGA8**  
**LENGTH:** 21 cm  
**Case Pack:** 12



**TGA11**  
**LENGTH:** 27,5 cm  
**Case Pack:** 12

### EASY-GRASP



**TGG6**  
**LENGTH:** 17 cm  
**Case Pack:** 12



**TGG9**  
**LENGTH:** 24 cm  
**Case Pack:** 12



# CAMVIEW® SHAKERS/DREDGES & CAMWEAR® CONDIMENT JARS

## CamView Shakers/Dredges

- A staple in the kitchen, at the condiment station or on the dining table.
- Clear shatter-resistant CamView and color coded lids make it easy to identify contents.
- Dishwasher safe and unaffected by food acids.

Shaker Color: Clear (135).

Personalization available. See cresting section for information, ordering and pricing.



96SKRLD  
Salt & Pepper



96SKRLM  
Med. Ground



96SKRLC  
Cheese



96SKRLP  
Parsley

CODE	LID COLOR
<b>Shakers complete with lids (approx. capacity 300 mL)</b>	
96SKRP (w/parsley lid)	White (148)
96SKRD (w/salt & pepper lid)	Beige (406)
96SKRC (w/cheese lid)	Yellow (405)
96SKRM (w/medium ground lid)	Rose (408)
<b>Shaker Replacement Lids (Shaker Lids are not interchangeable with Camliter® Lids)</b>	
96SKRLP parsley lid	White (148)
96SKRLD salt & pepper lid	Beige (406)
96SKRLC cheese lid	Yellow (405)
96SKRLM medium ground lid	Rose (408)

Case Pack: 12

## Camwear Condiment Jar

- Use to hold condiments such as mustard, ketchup, dressings, jam or salsa.
- Made of clear, virtually unbreakable Camwear.
- Lids are slotted to hold serving spoons when not in use.

Color: Clear (135).

Personalization available. See cresting section for information, ordering and pricing.



CODE	APPROXIMATE CAPACITY	SIZE H x DIA.	CASE PACK
<b>Condiment Jar Set</b>			
CJ80CW	240 mL	10,2 x 8,3 cm	24

## CHOOSE THE RIGHT TRAY FOR YOUR BUSINESS

Cambro is the global leader in manufacturing trays for the food service industry, offering the largest selection of materials, sizes, colors, shapes and personalization processes. Cambro's breadth of assortment provides the clear choice for the right tray for every need and budget.

### Consider the following to select the right tray for your operation:

#### Step 1: What Will the Tray Be Used For?

In order to choose the correct tray, first identify the correct application.

##### Service Tray

Used by employees to carry items to serve to guests:

##### Non-Slip Tray

##### Patron Tray

Used by customers to carry menu items:

##### Smooth Surface Tray

#### Step 2: Who Will Be Using the Tray?

To determine the appropriate tray material, it is critical to identify who will be using the tray.

##### Children

##### Students

##### Military

##### Office Employees

##### Wait Staff

#### Step 3: How Will the Tray Be Used and Washed?

Consider how the tray will be used, and whether it will endure mild or excessive use and abuse. Determine how often the trays will be washed per day.

##### Extensive:

Wash as often and as frequently as needed

##### Normal:

Wash up to 3 times per day

##### Minimal:

Wash once per day

#### Step 4: Determine the Budget per Tray

Ensure that the correct tray has been selected for the right application. Selecting a low cost tray for a heavy application is not the most cost effective option. Tray pricing varies according to the following factors:

##### Manufacturing process

##### Material type and grade

##### Tray size

##### Personalization options

##### Warranty

#### Step 5: Personalization

Cambro offers high quality personalization on most of the trays that we manufacture. Look for the personalization logo throughout the brochure. 

#### Step 6: Additional Features to Consider

Evaluate the importance of the following features to determine the best tray for your operation.

##### Stacking lugs - Promote air circulation for fast drying and perfect stacking

##### Surface impact resistance

##### Edge breaking resistance

##### Scratch and stain resistance

##### Type of Warranty

#### Technical test descriptions

All Cambro trays are submitted to an array of tests described to the right. The results are indicated on each tray page under Technical Test Results.



Textured Wood Trays



Versa Trays Anitmicrobial



Versa Lite Trays



Laminated Capri Trays



Laminated Corfu Trays



Laminated Mykonos Trays



Fast Food Trays



Non-Slip Trays

#### TESTS DESCRIPTIONS

##### Thermal Shock Resistance Test:

Test consists of applying a radical temperature change during a short period of time to the tray, by taking out the tray from icy water (0°C) and placing it into boiling water (100°C) and measuring any deformation.

##### Break Resistance Test:

Test consists of dropping a metal ball from specific heights onto the tray and measuring any deformation.

##### Scratch Resistance Test:

Observe scratches and abrasions as a result of friction between porcelain dinnerware and the tray surface.

Test consists of moving a porcelain dish placed on tray from left to right under hand pressure and measuring any abrasion on tray surface.

#### DISHWASHER SAFE DESCRIPTIONS

**Extensive:** Wash as often and as frequently as needed.

**Normal:** Wash up to 3 times per day.

**Minimal:** Wash once per day.

# PERSONALIZATION

## Value Added Personalization

Promote business to customers and employees alike by placing your custom logo, trademark, slogan or design on our trays.

### How to Order

- 1) Select a tray size, color, pattern, or design.
- 2) Provide complete, camera-ready artwork and indicate positioning on the tray.
- 3) According to the tray type, Cambro can produce 1, 2, 3 and 4 color artwork as well as 4 color process artwork.

We require the following:

a. Electronic artwork file provided on CD-ROM for Mac or PC.

We accept the following file formats:

- Adobe Illustrator, Adobe Photoshop files in JPEG, TIFF or EPS formats.
- File dimensions must equal 100% of reproduction size at 300dpi resolution.

b. Illustration on paper: The quality of the art must be crisp and scannable. Please specify PANTONE number for each color or indicate if it is a four color process.

4) An artist's fee of \*\*\* per hour will be charged to any order submitted

without complete, camera-ready artwork. Cambro will contact you if this fee will be charged and will give you an estimated cost.

5) Sample process:

- a. For any new project, a finished sample will be submitted for the customer's approval.
- b. The first sample with a firm purchase order is free. (Plus shipping cost.)
- c. Samples not accompanied by a firm purchase order or requests for more than one sample will be charged a flat rate of:

– Polyester, Fiberglass and Laminated Trays:  
\*\*\* Net per sample.  
(Plus shipping cost.)

– Polypropylene Fast Food Trays:  
\*\*\* Net per sample.  
(Plus shipping cost.)

d. Upon receipt and shipment of a firm purchase order, a credit will be applied to your account for the cost of one sample.

6) Personalization charges apply to both original orders and returns.

## POLYESTER TRAYS

Versa Trays VT/GP  
Versa Lite Trays VL/GL

- Only the following tray models are suitable for personalization:

**Versa Trays:**

VT1216, VT1418, VT2632, VT3253, VT3343, VT3343C, VT3646C, VT3753, VT3853, GP0540, GP1070, GP1080, GP3074, GP3980, GP4002, GP4210, GP4004, GP4701, GP4709, GP4853

**Versa Lite Trays:**

VL1014, VL1216, VL1418, VL2632, VL3253, VL3343, VL3343C, VL3646C, VL3753, GL0540, GL1070, GL1080, GL3074, GL3980, GL4002, GL4210, GL4701, GL4709

- **Minimum Quantity:** 120 trays per size.
- **Sample Production Time:** 10 business days + delivery and transit time from receipt of camera ready artwork.
- **Order Production Time:** Up to 4-6 weeks + delivery and transit time from the date artwork is approved and the order is confirmed.
- Request for additional samples without a firm purchase order will be charged \*\*\* Net per sample. (Plus shipping cost.)

**Printing Process Applicable:**

**Digital Printing - Inside Trays Process:** allows printing of one color or multiple color artwork as well as photo reproduction.

**Tray Colors Recommended for Personalized Versa Trays VT/GP:**

Speckled Mocha (A21), Sahara (A22), Light Grey (A27), Pearl White (A33), Terrazzo (A86).

For the following colors, please call Cambro Customer Service for artwork review: Magic Yellow (A25), Magic Mint (A26).

**Tray Colors Recommended for Personalized Versa Lite Trays VL/GL:**

Speckled Smoke (A20), Speckled Mocha (A21), Sahara (A22), Light Grey (A27), Pearl White (A33) and Terrazzo (A86).

**Printable Area:**

The artwork can cover the flat surface of tray up to 1 cm from the internal tray edge.

**Personalization Charges Per Tray:**

QUANTITY EACH	ADDITIONAL NET CHARGES
120-300	***
312-996	***
1,008 and up	***

\*\*\*Contact your Cambro representative for pricing.

If you are using Thermo-Chemical Disinfection Equipment, please contact us. We will assist you finding the right tray for your application.



## FIBERGLASS TRAYS

Camtray® Trays

- All Camtray sizes can be personalized. (Except compartment trays shown in main Cambro catalog).
- **Minimum Quantity:** 144 trays per size.

- **Sample Production Time:** 10 business days + delivery and transit time from receipt of camera ready artwork.

- **Order Production Time:** Up to 4-6 weeks + delivery and transit time from the date artwork is approved and the order is confirmed.

- Request for additional samples without a firm purchase order will be charged \*\*\* Net per sample. (Plus shipping cost.)

**Printing Process Applicable:**

**a. Digital Printing - Edge to Edge:** allows printing of one color or multiple color artwork as well as photo reproduction.

**Printable area:** Print area covers 100% of surface, edge to edge on top and bottom of the tray. Available for Decor Series Camtrays and select Camtrays.

**b. Digital Printing - Inside Trays:** allows printing of one color or multiple color artwork as well as photo reproduction. This process can only be used on light color trays. Darker tray color will make the artwork colors go darker.

**Tray Colors Recommended for Four Color Printing Process:**

Antique Parchment (101), Light Peach (106), Dark Peach (117), White (148), Sky Blue (177), Key Lime (429), Lemon Chiffon (536), Cameo Yellow (537), Cottage White (538).

**Printable area:** The artwork can cover the flat surface of tray up to 3,5 cm from the internal tray edge.

**c. Silkscreen Printing Personalization:** allows up to four colors. This process is best used with light color artwork on dark tray color.

**Printable area:** covers 100% of surface, edge to edge on top and bottom of the tray.

**Personalization Charges Per Tray:**

QUANTITY EACH	ADDITIONAL NET CHARGES
144-299	***
300 and up	Free

\*\*\*Contact your Cambro representative for pricing.



## PERSONALIZATION

### LAMINATED TRAYS

#### Corfu, Capri, Mykonos, Madeira

- All Laminated tray sizes can be personalized or produced in any custom color. Custom color matching is treated as a personalization.
- Top and bottom parts of trays can be personalized with the exception of Corfu trays that can only be personalized on the backside of the tray. Personalization cost is per side of the tray.
- **Minimum Quantity:** 120 trays per size.



- **Sample Production Time:** 10 business days + delivery and transit time from receipt of camera ready artwork.
- **Order Production Time:** Up to 4-6 weeks + delivery and transit time from the date artwork is approved and the order is confirmed.

- Request for additional samples without a firm purchase order will be charged \*\*\* Net per sample. (Plus shipping cost.)

**Printing Process Applicable:** Four color process and Custom Color Matching.

- Digital Printing - Inside Trays Process:** This process allows the printing of one color or multiple color artwork as well as photo reproduction.
- Custom Color Matching:** Custom color matching is treated as a personalization. To produce any color tray provide Cambro with PANTONE number.

**Printable area:** The artwork can cover the total surface of tray from one edge to the other. Artwork dimensions must be 4 cm bigger than tray sizes on each side due to trimming. (example: Tray size: 36 x 46 cm – Artwork size: 40 x 50 cm)

#### Personalization Charges Per Tray:

QUANTITY EACH	ADDITIONAL NET CHARGES
120 and up	***

\*\*\*Contact your Cambro representative for pricing.

### POLYPROPYLENE TRAYS

#### Fast Food Trays

- All Fast Food trays sizes manufactured in the United States can be personalized. All Fast Food tray sizes manufactured in Europe and China cannot be personalized.
- **Minimum Quantity:** 288 trays per size.
- **Sample Production Time:** 10 business days + delivery and transit time from receipt of camera ready artwork.



- **Order Production Time:** Up to 4-6 weeks + delivery and transit time from the date artwork is approved and the order is confirmed.

- Request for additional samples without a firm purchase order will be charged \*\*\* Net per sample. (Plus shipping cost.)

**Printing Process Applicable:**

Hot stamp 1 color process. Due to the application process onto textured tray surface, white can be selected but is not recommended.

**Printable area:** Artwork cannot exceed a maximum size of 15 x 15 cm.

**Personalization Cost:**

**One-time die charge:**  
\*\*\* Net per order

#### Additional Net Charges Per Tray:

QUANTITY EACH	ADDITIONAL NET CHARGES
288-767	***
768-1,199	***
1,200-5,999	***
6,000-11,999	***
12,000 and up	***

\*\*\*Contact your Cambro representative for pricing.

### CAMTREAD TRAYS

#### Tray Back Personalization and Rubber Surface Embossing

- **Camtread From USA:** Tray Back Personalization only on 1600CT. Rubber surface embossing all Camtread sizes.
- **Camtread From Europe:** Sizes Available: 1100CT, 1400CT, 1600CT and 1800CT.
- **Sample Production Time:** 10 business days + delivery and transit time from receipt of camera ready artwork.
- **Order Production Time:** Up to 4-6 weeks + delivery and transit time from the date artwork is approved and the order is confirmed.

- Request for additional samples without a firm purchase order will be charged \*\*\* Net per sample. (Plus shipping cost.)

**Tray Back Personalization Printing Process Applicable:**

**Four Color Printing Process** allows printing of one color or multiple color artwork as well as photo reproduction. Camtread From USA: White trays are recommended for tray back personalization.

**Printable area:** The artwork can cover the flat surface of tray up to 2,54 cm from the external tray edge.

#### Personalization Charges Per Tray:

QUANTITY EACH	ADDITIONAL NET CHARGES
<b>Camtread From USA</b>	
72-144	***
145-288	***
289-432	***
433 and up	Free
<b>Camtread From Europe</b>	
120 and up	***

#### Rubber Surface Embossing

- **Electronic File Format:** Adobe Illustrator EPS formats.

#### Embossing Process Printable Area:

The artwork can cover the surface of the tray up to 2,54 cm from the internal tray of edge.

#### Embossing Personalization Charge Per Tray:

QUANTITY EACH	ADDITIONAL NET CHARGES
<b>Camtread From USA</b>	
72 and up	***
<b>Camtread From Europe</b>	
156 and up	***

\*\*\*Contact your Cambro representative for pricing.

# TRAY PRODUCT GUIDE

## POLYESTER TRAYS



RECOMMENDED USE						
TRAY DESCRIPTION	Century™ Textured Wood Trays Page 216	Century™ Fun Trays: Versa Trays VT/GP Versa Lite Trays VL/GL Page 217	Versa Trays Ecologic Series Page 215	Versa Tray Plus Page 215	Versa Trays VT/GP Pages 218-219	Versa Lite Trays VL/GL Pages 220-221
MATERIAL	SMC-High Performance Fiberglass	SMC-High or Standard Performance Fiberglass Reinforced Polyester	Natural Material + SMC-High Performance Fiberglass Reinforced Polyester	SMC-High Performance Fiberglass Reinforced Polyester	SMC-High Performance Fiberglass Reinforced Polyester	SMC-Standard Performance Fiberglass Reinforced Polyester
SURFACE	Textured / Textured Non-Slip	Smooth	Smooth	Smooth	Smooth	Smooth
PERFORMANCE	Excellent	Excellent	Excellent	Excellent	Excellent	Excellent
PERSONALIZATION	No	Yes Δ Heat resistance: 90°C	Yes Δ Heat resistance: 90°C	No	Yes Δ Heat resistance: 90°C	Yes Δ Heat resistance: 90°C
YEARS WARRANTIED**	5	3	5	5	5	3
STACKING LUGS*	Yes	Yes	Yes	Yes	Yes	Yes
DISHWASHER SAFE	Yes – Extensive	Yes – Normal	Yes – Extensive	Yes – Extensive	Yes – Extensive	Yes – Normal
CHEMICAL RESISTANCE	Excellent	Good	Excellent	Excellent	Excellent	Good
DRYING TEST	Excellent	Excellent	Excellent	Excellent	Excellent	Excellent
THERMAL SHOCK RESISTANCE	Excellent	Good	Excellent	Excellent	Excellent	Good
BREAK RESISTANCE	Excellent	Good	Excellent	Excellent	Excellent	Good
SCRATCH RESISTANCE	Excellent	Good	Excellent	Excellent	Excellent	Good
STAIN RESISTANCE	Excellent	Good	Excellent	Excellent	Excellent	Good
HEAT RESISTANCE	-40° to +90°C ‡	-40° to +90°C ‡	-40° to +140°C ‡	-40° to +140°C ‡	-40° to +140°C ‡	-40° to +130°C ‡
NUMBER OF SIZES	4	2	5	5	22	15
NUMBER OF SHAPES	1	1	4	4	9	7
NUMBER OF COLORS	7	4	2	1	12	7

\*Stacking lugs allow free air circulation and perfect stacking.  
 \*\*Prorated warranty against manufacturer's defects.  
 ‡Not recommended for heated cart.  
 ΔContact your Cambro representative for pricing.  
 If you are using Thermo-Chemical Disinfection Equipment, please contact us. We will assist you finding the right tray for your application.

### POLYESTER TRAYS

- Versa Tray Ecologic Series
- Versa Tray Plus
- Versa Trays
- Century™ Textured Wood Trays
- Versa Century Fun

High performance polyester trays are made of rugged reinforced mat with long fibers and additional fiberglass to provide extremely high shock-resistance. Colored isophthalic polyester resin offers high chemical and UV-resistance.

(1) Personalized Versa Trays and Versa Trays with Décor have a Melamine Resin Layer on top increasing protection against stains, abrasions and scratches.

### VERSA LITE TRAYS

- VL/GL Century Fun
  - VL/GL Trays
  - VL/GL Trays with Non-Slip Surface
- Standard performance polyester trays are made of fiberglass and standard polyester resin.



Canteens / Cafeterias / Self-serve



Catering / Banquet Service



Educational



Hospitals



Hotel / Room service



Military



Restaurants /Cafes / Brasseries / Pubs / Bars / Clubs



# TRAY PRODUCT GUIDE

	POLYESTER TRAYS			FIBERGLASS TRAYS		
RECOMMENDED USE		  	   	   	   	   
TRAY DESCRIPTION	Versa Lite Trays with Non-Slip Rubber Surface VL/GL Page 222	Decór Series Camtrays Pages 223	Camtray® Pages 224-227	EpicTread™ Trays Page 228	Dietary Trays Page 229	Camlite® Trays Page 229
MATERIAL	SMC-Standard Performance Fiberglass Reinforced Polyester + Non-Slip Rubber Surface	Fiberglass Layers + Polyester Resin	Fiberglass Layers + Polyester Resin	Fiberglass Layers + Non-Slip, Water Repellent Surface	Fiberglass Layers + Polyester Resin	Fiberglass Layers + Polyester Resin
SURFACE	Non-Slip Rubber	Smooth	Smooth	Non-Slip	Smooth	Smooth
PERFORMANCE	Excellent	Excellent	Excellent	Good	Excellent	Excellent
PERSONALIZATION	No	Yes $\Delta$ Heat resistance: 100°C	Yes $\Delta$ Heat resistance: 100°C	No	No	No
YEARS WARRANTIED**	3	5	5	2	1	3
STACKING LUGS*	Yes	Yes	Yes	Yes	Yes	Yes
DISHWASHER SAFE	Yes – Normal	Yes – Extensive	Yes – Extensive	Yes – Normal	Yes – Extensive	Yes – Extensive
CHEMICAL RESISTANCE	Good	Good	Good	Good	Good	Good
DRYING TEST	Excellent	Excellent	Excellent	Good	Excellent	Excellent
THERMAL SHOCK RESISTANCE	Good	Excellent	Excellent	Good	Excellent	Excellent
BREAK RESISTANCE	Good	Excellent	Excellent	Good	Good	Good
SCRATCH RESISTANCE	Good	Excellent	Excellent	Good	Good	Good
STAIN RESISTANCE	Good	Excellent	Excellent	Good	Excellent	Excellent
HEAT RESISTANCE	-40° to +100°C ‡	-10° to +100°C ‡	-10° to +100°C ‡	-10° to +90°C ‡	-10° to +100°C ‡	-10° to +100°C ‡
NUMBER OF SIZES	7	3	40	6	6	6
NUMBER OF SHAPES	3	1	7	2	1	2
NUMBER OF COLORS	2	4	52	6	52	9

\*Stacking lugs promote air circulation and perfect stacking.  
 \*\*Prorated warranty against manufacturer's defects.  
 $\Delta$ Contact your Cambro representative for pricing.  
 $\ddagger$ Not recommended for heated cart.

## VERSA LITE TRAYS

- VL/GL Century Fun
- VL/GL Trays
- VL/GL Trays with Non-Slip Surface
- VL/GL Trays with Non-Slip Rubber Surface

Standard performance polyester trays are made of fiberglass and standard polyester resin.

## FIBERGLASS TRAYS

- Camtray
- Decór Series Camtrays
- EpicTread Trays
- Dietary Trays
- Camlite Trays

Made of rugged fiberglass interior to provide a tough inner foundation and smooth surface, coupled with polyester resin to resist impact and stains.



Canteens / Cafeterias / Self-serve



Educational



Food courts / Snack shops / Quick serve



Hospitals



Catering / Banquet Service



Hotel / Room service



Military



Restaurants / Cafes / Brasseries / Pubs / Bars / Clubs

# TRAY PRODUCT GUIDE

	CAMWEAR® TRAYS	FIBERGLASS TRAYS	POLYPROPYLENE
RECOMMENDED USE			
TRAY DESCRIPTION	Camwear Trays Page 230	Camwear Trays with Non-Slip Surface Page 230	Camtread® Trays Page 232
MATERIAL	Camwear	Camwear + Non-Slip Surface	Fiberglass Layers + Polyester Resin + Non-Slip Rubber Surface
SURFACE	Textured	Non-Slip	Non-Slip Rubber
PERFORMANCE	Excellent	Excellent	Good
PERSONALIZATION	No	No	Yes Δ
YEARS WARRANTIED**	3	3	5
STACKING LUGS*	Yes	Yes	Yes
DISHWASHER SAFE	Yes – Extensive	Yes – Extensive	Yes – Extensive
CHEMICAL RESISTANCE	Good	Good	Good
DRYING TEST	Excellent	Excellent	Good
THERMAL SHOCK RESISTANCE	Excellent	Excellent	Good
BREAK RESISTANCE	Excellent	Excellent	Good
SCRATCH RESISTANCE	Very Good	Good	Good
STAIN RESISTANCE	Very Good	Good	Good
HEAT RESISTANCE	-40° to +99°C ‡	-40° to +82°C ‡	-10° to +100°C ‡
NUMBER OF SIZES	2	2	2
NUMBER OF SHAPES	3	2	1
NUMBER OF COLORS	5	3	3

\*Stacking lugs promote air circulation and perfect stacking.  
 \*\*Prorated warranty against manufacturer's defects.  
 ΔContact your Cambro representative for pricing.  
 ‡Not recommended for heated cart.

## CAMWEAR TRAYS

– **Camwear Trays**  
 Made of highly durable, virtually unbreakable Camwear.

– **Camwear Trays with Non-Slip Surface**  
 Made of highly durable, virtually unbreakable Camwear. The non-slip, clear textured, surface is scratch resistant.

## FIBERGLASS TRAYS

– **Camtread Trays**  
 – **Treadlite Trays**  
 Made of rugged fiberglass interior to provide a tough inner foundation and smooth surface, coupled with polyester resin to resist impact and stains.

## POLYPROPYLENE TRAYS

– **Polytread Trays**  
 Polytread trays have non-slip rubber surface bonded directly into the tray.



Canteens /  
 Cafeterias /  
 Self-serve



Educational



Food courts /  
 Snack shops /  
 Quick serve



Hospitals



Catering /  
 Banquet Service



Hotel /  
 Room service



Military



Restaurants /Cafes /  
 Brasseries /  
 Pubs / Bars / Clubs

# TRAY PRODUCT GUIDE

	WOOD TRAYS		LAMINATED TRAYS			
RECOMMENDED USE				  	 	  
TRAY DESCRIPTION	Wood Trays with Smooth Surface Page 234	Wood Trays with Non-Slip Surface Page 235	Corfu Laminated Trays with Non-Slip Rubber Surface Page 235	Capri Laminated Trays with Smooth Surface Pages 236-237	Mykonos Laminated Trays with Non-Slip Surface Page 238	Madeira Laminated Trays with Textured Wood Surface Page 239
MATERIAL	Veneer Beechwood	Veneer Beechwood Mahogany + Non-Slip Surface	Laminate + Non-Slip Rubber Surface	Laminate	Laminate + Non-Slip Surface	Laminate
SURFACE	Smooth	Non-Slip	Non-Slip Rubber	Smooth	Non-Slip	Textured
PERFORMANCE	Good	Good	Excellent	Good	Good	Good
PERSONALIZATION	No	No	Yes†	Yes	Yes	No
YEARS WARRANTED**	3	3	3	3	3	3
STACKING LUGS*	No	No	No	No	No	No
DISHWASHER SAFE	Yes – Normal	Yes – Minimal	Yes – Minimal	Yes – Minimal	Yes – Minimal	Yes – Minimal
CHEMICAL RESISTANCE	Excellent	Good	Excellent	Excellent	Good	Excellent
DRYING TEST	Good	Good	Good	Good	Good	Good
THERMAL SHOCK RESISTANCE	Good	Good	Good	Good	Good	Good
BREAK RESISTANCE	Good	Good	Good	Good	Good	Good
SCRATCH RESISTANCE	Good	Good	Good	Good	Good	Good
STAIN RESISTANCE	Good	Good	Good	Excellent	Good***	Excellent
HEAT RESISTANCE	-10° to +100°C ‡	-10° to +100°C ‡	-10° to +100°C ‡	-10° to +100°C ‡	-10° to +100°C ‡	-10° to +100°C ‡
NUMBER OF SIZES	14	7	8	22	15	11
NUMBER OF SHAPES	4	3	2	5	3	4
NUMBER OF COLORS	1	1	1	13	6	5

\*Stacking lugs allow free air circulation and perfect stacking.  
 \*\*Prorated warranty against manufacturer's defects.  
 \*\*\*Limited stain resistance for Birch (E75).  
 ‡Not recommended for heated cart.  
 †Only back side of Corfu trays can be personalized.

## LAMINATED TRAYS

- Smooth Surface
- Clear Non-Slip Surface

Made of several layers of genuine beechwood veneer / mahogany combined with synthetic resin

molded under high pressure and temperature. The surface is sealed with a double layer of high pressure melamine to allow regular washing.

## LAMINATED TRAYS

- Corfu\*
- Capri
- Mykonos
- Madeira

Made of compressed layers of melamine saturated paper combined with synthetic resin molded under high pressure and temperature.

The surface is sealed with a double layer of high pressure melamine to allow regular washing.

\* Laminated trays have a non-slip rubber surface bonded directly into the tray.  
**Note:** All laminated trays must be dried before stacking.



Canteens / Cafeterias / Self-serve



Catering / Banquet Service



Hotel / Room service



Restaurants / Cafes / Brasseries / Pubs / Bars / Clubs

# TRAY PRODUCT GUIDE



	POLYPROPYLENE	COMPARTMENT TRAYS			DISPLAY TRAYS	
RECOMMENDED USE						
TRAY DESCRIPTION	Fast Food Trays Page 240	Camwear® Trays Pages 241-244	ABS Page 241	Heat Resistant Trays Page 244	Co-Polymer Trays Pages 245	Market Trays Page 245
MATERIAL	Polypropylene	Camwear	ABS	Heat Resistant Plastic	Co-Polymer	Fiberglass Layers + Polyester Resin
SURFACE	Textured	Textured	Textured	Textured	Textured	Smooth
PERFORMANCE	Good	Excellent	Excellent	Excellent	Excellent	Excellent
PERSONALIZATION	Yes Δ Heat Resistance: 80°C	No	No	No	No	No
YEARS WARRANTIED**	3	3	2	2	2	3
STACKING LUGS*	Yes	Yes	Yes	Yes	Yes	Yes
DISHWASHER SAFE	Yes – Minimal	Yes – Extensive	Yes – Extensive	Yes – Extensive	Yes – Minimal	Yes – Extensive
CHEMICAL RESISTANCE	Excellent	Good	Excellent	Very Good	Excellent	Good
DRYING TEST	Good	Excellent	Excellent	Very Good	Excellent	Excellent
THERMAL SHOCK RESISTANCE	Good	Excellent	Good	Very Good	Good	Excellent
BREAK RESISTANCE	Good	Excellent	Good	Very Good	Good	Good
SCRATCH RESISTANCE	Good	Very Good	Very Good	Very Good	Very Good	Good
STAIN RESISTANCE	Good	Very Good	Very Good	Very Good	Very Good	Excellent
HEAT RESISTANCE	-10° to +80°C ‡	-40° to +99°C ‡	-10° to +82°C ‡	-40° to +149°C	-10° to +80°C ‡	-10° to +100°C ‡
NUMBER OF SIZES	4	8	1	1	4	19
NUMBER OF SHAPES	2	7	1	1	3	2
NUMBER OF COLORS	14	10***	6	1	7	5

\*Stacking lugs promote air circulation and perfect stacking.  
 \*\*Prorated warranty against manufacturer's defects.  
 \*\*\*Not available for all tray styles.  
 ΔContact your Cambro representative for pricing.  
 ‡Not recommended for heated cart.

## POLYPROPYLENE TRAYS

**– Fast Food Trays**  
 Fast food trays have a textured surface to hide scratches and provides an additional grip to prevent slipping.

## COMPARTMENT TRAYS

**– Camwear Trays**  
 Made of highly durable, virtually unbreakable Camwear.

**– ABS Trays**  
 Made of high impact resistance and heat and chemical resistance ABS.

## DISPLAY TRAYS

**– Market Trays**  
 Made of high-impact resistant fiberglass that resists odors.



# CENTURY™ TEXTURED WOOD TRAYS

## SPECIFICATIONS

Material	SMC – high performance fiberglass
Surface Characteristic	Textured / Textured Non-Slip
Performance	Excellent
Stacking Lugs	Yes
Dishwasher Safe	Yes – Extensive
Chemical Resistance	Excellent
Drying Test	Excellent
Shock Resistance	Excellent
Break Resistance	Excellent
Scratch Resistance	Excellent
Stain Resistance	Excellent
Heat Resistance	-40° to +90°C‡



‡Not for use in heated carts.  
If you are using Thermo-Chemical Disinfection Equipment, please contact us. We will assist you finding the right tray for your application.

## RECOMMENDED USE

- High Traffic / Frequent Use
- Hospitals
  - Schools
  - Universities
  - Canteens / Cafeterias / Self-Serve
  - Military
  - Hotel Room Service

Only available from Cambro European Logistics (CEL), Germany.

Minimum quantity order from CEL: Non-stock item 288 pieces. No broken carton.

## STOCK PRODUCTS & COLORS AVAILABLE IN OUR EUROPEAN WAREHOUSE

VTC3343T, VTC3646T, VTC3253T, VTC3753T: (F86), (F89), (F91)  
VTC3343TNS, VTC3646TNS: (F86), (F89), (F91)  
VTCT3343T, VTCT3646T: (110)

CODE	SIZE	CASE PACK
<b>Century Textured Smooth Surface</b>		
VTC3343T	33 x 43 cm	12
VTC3646T	35,5 x 45,7	12
VTC3253T	32,5 x 53	12
VTC3753T	37 x 53	12



Light Oak (F86)

Brown Oak (F87)

Dark Oak (F88)

Light Olive (F89)

CODE	SIZE	CASE PACK
<b>Century Textured Clear Non-Slip Surface</b>		
VTC3343TNS	33 x 43 cm	12
VTC3646TNS	35,5 x 45,7	12
VTC3253TNS	32,5 x 53	12
VTC3753TNS	37 x 53	12



Brown Olive (F90)

Gray Oak (F91)

CODE	SIZE	CASE PACK
<b>Century Tread Textured Non-Slip Surface</b>		
VTCT3343T	33 x 43 cm	12
VTCT3646T	35,5 x 45,7	12
VTCT3253T	32,5 x 53	12
VTCT3753T	37 x 53	12

Color: Black Mat (110).



Black Mat (110)

# CENTURY™ FUN TRAYS – CREATE A VIBRANT TABLE TOP WITH COLOURFUL TRAYS

## SPECIFICATIONS

	Versa Tray	Versa Lite Tray
Material	SMC – high performance fiberglass	SMC – standard performance reinforced polyester fiberglass reinforced polyester
Surface Characteristic	Smooth	Smooth
Performance	Excellent	Excellent
Stacking Lugs	Yes	Yes
Dishwasher Safe	Yes – Extensive	Yes – Normal
Chemical Resistance	Excellent	Good
Drying Test	Excellent	Excellent
Shock Resistance	Excellent	Good
Break Resistance	Excellent	Good
Scratch Resistance	Excellent	Good
Stain Resistance	Excellent	Good
Heat Resistance*	-40° to +90°C‡	-40° to +90°C‡

‡Not for use in heated carts.

Personalization, see page 208.

\*Personalization Heat Resistance: 90°C.



PRORATED



PRORATED

## RECOMMENDED USE

### High Traffic / Frequent Use

- Hospitals
- Schools
- Universities
- Canteens / Cafeterias / Self-Serve
- Military

Only available from Cambro European Logistics (CEL), Germany.

Minimum quantity order from CEL: Stock item one case, Non-stock item 120 pieces. No broken carton.

## Personalization

Possibility to personalize to any PMS colors of your choice.

Minimum quantity: 120 pieces.

Please refer to personalization procedure and color availability in the Personalization section.

For assistance please contact your Cambro representative.

Reinforced polyester corners provide superior corner and edge protection against impact.

VT3646C

Century Fun Trays are made for intensive use. Scratch, stain, chemical and break-resistant, Century Fun trays are available on a pure white tray. Match the tray colour to your décor (dishes, furniture, walls, etc.).

Stacking lugs keep trays stacked securely in place and ensure proper air flow.

Innovative low profile and low corner design increases space utilization of tray surface and customer comfort while eating.

Raspberry on White Tray (F02)

Pearl Grey on White Tray (F04)

Light Oak (F86)

Brown Olive (F90)

CODE	DIMENSIONS	CASE PACK
<b>Versa Trays</b>		
VT1418	35,5 x 45,7 cm	12
VT3343C	33 x 43	12
VT3646C	35,5 x 45,7	12
<b>Versa Lite Trays</b>		
VL1418	35,5 x 45,7	12
VL3343C	33 x 43	12
VL3646C	35,5 x 45,7	12

## STOCK PRODUCTS & COLORS AVAILABLE IN OUR EUROPEAN WAREHOUSE

VL3646C: (F02), (F04), (F86)

## POLYESTER VERSA TRAYS—

### ECOLOGIC SERIES SPECIFICATIONS

Material	Natural material + polyester
Surface Characteristic	Smooth
Performance	Excellent
Stacking Lugs	Yes
Dishwasher Safe	Yes – Extensive
Chemical Resistance	Excellent
Drying Test	Excellent
Shock Resistance	Excellent
Break Resistance	Excellent
Scratch Resistance	Excellent
Stain Resistance	Excellent
Heat Resistance	-40° to +140°C‡



‡Not for use in heated carts.

### RECOMMENDED USE

<b>High Traffic / Frequent Use</b>
– Hospitals
– Schools
– Universities
– Canteens / Cafeterias / Self-Serve
– Military

**Only available from Cambro European Logistics (CEL), Germany.**

**Minimum quantity order from CEL:**  
Non-stock item 240 pieces.  
No broken carton.

### Environmentally Friendly



### Tray Colors:



CODE	SIZE
<b>Versa Trays – High Profile Shape</b>	
VTE1418	35,5 x 45,7 cm
VTE3343	33 x 43
<b>Versa Trays – Low Profile Shape</b>	
VTE3253	32,5 x 53
VTE3753	37 x 53
<b>Versa Century™ – Low Profile Design Shape</b>	
VTE3646C	35,5 x 45,7
<b>Versa Trays – Flat Edge Shape</b>	
GPE0540	34,4 x 46
GPE3980	37 x 53
GPE4002*	32,5 x 53
GPE4004**	32,5 x 53

**Case Pack:** 12 \*Designed with reinforced corners for automatic off-stacking onto conveyor belt dishwashers. \*\*Textured top surface to reduce sliding of dishes.

## POLYESTER VERSA TRAYS PLUS

### SPECIFICATIONS

Material	SMC – high performance fiberglass reinforced polyester
Surface Characteristic	Smooth
Performance	Excellent
Stacking Lugs	Yes
Dishwasher Safe	Yes – Extensive
Chemical Resistance	Excellent
Drying Test	Excellent
Shock Resistance	Excellent
Break Resistance	Excellent
Scratch Resistance	Excellent
Stain Resistance	Excellent
Heat Resistance	-40° to +140°C‡



‡Not for use in heated carts.

### RECOMMENDED USE

<b>High Traffic / Frequent Use</b>
– Hospitals
– Schools
– Universities
– Canteens / Cafeterias / Self-Serve
– Military

**Only available from Cambro European Logistics (CEL), Germany.**

**Minimum quantity order from CEL:**  
Stock item one case, Non-stock item 240 pieces. No broken carton.

### STOCK PRODUCTS & COLORS AVAILABLE IN OUR EUROPEAN WAREHOUSE

VT3646C, GP1070, GP4002, GP4004, VT1418 (S60)

### Long Lasting



### Tray Color:



CODE	SIZE
<b>Versa Trays – High Profile Shape</b>	
VT1418	35,5 x 45,7 cm
VT3343	33 x 43
<b>Versa Trays – Low Profile Shape</b>	
VT2632	32,5 x 26,5
VT3253	32,5 x 53
VT3753	37 x 53
<b>Versa Century™ – Low Profile Design Shape</b>	
VT3646C	35,5 x 45,7
<b>Versa Trays – Flat Edge Shape</b>	
GP1070	32,5 x 26,5
GP3980	37 x 53
GP4002*	32,5 x 53
GP4004**	32,5 x 53

**Case Pack:** 12 \*Designed with reinforced corners for automatic off-stacking onto conveyor belt dishwashers. \*\*Textured top surface to reduce sliding of dishes.

# POLYESTER VERSA TRAYS WITH SMOOTH SURFACE

## SPECIFICATIONS

Material	SMC – High Performance Fiberglass Reinforced Polyester
Surface Characteristic	Smooth
Performance	Excellent
Stacking Lugs	Yes
Dishwasher Safe	Yes – Extensive
Chemical Resistance	Excellent
Drying Test	Excellent
Shock Resistance	Excellent
Break Resistance	Excellent
Scratch Resistance	Excellent
Stain Resistance	Excellent
Heat Resistance*	-40° to +140°C ‡



‡Not for use in heated carts.  
 Personalization, see page 208.  
 \*Personalization Heat Resistance: 90°C.


## RECOMMENDED USE

### High Traffic / Frequent Use

- Hospitals
- Schools
- Universities
- Canteens / Cafeterias / Self-Serve
- Military



High Profile Shape      Low Profile Shape



Low Profile Design Shape      Flat Edge Shape

## STOCK PRODUCTS & COLORS AVAILABLE IN OUR EUROPEAN WAREHOUSE

- VT1418, VT2632: (A72), (A83)
- VT3253: (A72), (A83), (A86)
- VT3343, VT3646C: (A72)

Minimum quantity order from CEL:  
 Stock item one case, Non-stock item 120 pieces. No broken carton.

Only available from Cambro European Logistics (CEL), Germany.

CODE	SIZE	CASE PACK
<b>Versa Trays – High Profile Shape</b>		
VT1216	30,5 x 41,5 cm	12
VT1418	35,5 x 45,7	12
VT1418TR – Trapezoid	35,5 x 45,7	12
VT1520	38 x 51,5	12
VT1520TR – Trapezoid	38 x 51,5	12
VT3343	33 x 43	12

### Versa Trays – High Profile Shape



CODE	SIZE	CASE PACK
<b>Versa Trays – Low Profile Shape</b>		
VT2632	32,5 x 26,5 cm	12
VT3253	32,5 x 53	12
VT3753	37 x 53	12
VT3853	37,5 x 53	12

### Versa Trays – Low Profile Shape



CODE	SIZE	CASE PACK
<b>Versa Century™ Trays – Low Profile Design Shape</b>		
VT3646C	35,5 x 45,7 cm	12
VT3343C	33 x 43	12

### Versa Century Trays – Low Profile Design Shape



VT3646C

Innovative low profile and low corner design increases space utilization of tray surface and customer comfort while eating.



## POLYESTER VERSA TRAYS WITH SMOOTH SURFACE

CODE	SIZE	CASE PACK
<b>Versa Trays – Flat Edge Shape</b>		
GP0540*	46 x 34,4 cm	12
GP1070*	32,5 x 26,5	12
GP1080*	37 x 26,5	12
GP3074	45 x 32	12
GP3788	39 x 51	12
GP3980*	53 x 37	12
GP4002*	53 x 32,5	12
GP4004**	53 x 32,5	12
GP4701	42,5 x 32,5	12
GP4709	46 x 32,5	12
GP4856*	34,5 x 23	12

\*Designed with reinforced corners for automatic off-stacking onto conveyor belt dishwashers.

\*\*Textured top surface to reduce sliding of dishes. Not available in (A72).

### STOCK PRODUCTS & COLORS AVAILABLE IN OUR EUROPEAN WAREHOUSE

GP0540: (A22), (A83), GP1070, GP4709: (A27), GP3980, GP4210: (A86)

GP4002: (A27), (A72), (A83), GP4701: (A33)

#### Minimum quantity order from CEL:

Stock item one case, Non-stock item 120 pieces. No broken carton.

CODE	SIZE	CASE PACK
<b>Versa Trays – Café Trays</b>		
GP55653	40 x 27 cm	12
GP55702	26 x 20	12
GP55703	29 x 21	12

Only available from Cambro European Logistics (CEL), Germany.

CODE	SIZE	CASE PACK
<b>Versa Trays – Space Saver Trays</b>		
GP4210 – Trapezoid	48 x 34 cm	12
GP4410 – Trapezoid	32,5 x 42,5	12
GP4853	42,4 x 32,5	12



Hexagonal table  
Lateral side:  
70 cm GP4210



Square table  
80 x 80 cm  
GP4210



Round table  
Diam. 135 cm  
GP4853




Square Table  
95 x 95 cm  
GP4853


### Versa Trays – Flat Edge Shape



#### Tray Colors:




A19  
Pebbled Grey\*




A21  
Speckled Mocha




A22  
Sahara



A25  
Magic Yellow



A26  
Magic Mint



A27  
Light Grey




A33  
Pearl White




A36  
Speckled Blue



A72  
Charcoal\*



A83  
Granite



A86  
Terrazzo

### Versa Trays – Café Trays



### Versa Trays – Space Saver Trays



Polyester Versa Trays VT/GP are not recommended for use in heated meal delivery carts. Please contact Cambro Customer Service or Presswerk Köngen GmbH, with any questions related to proper usage or any special application. Cambro will provide you with clear instructions on correct usage of our trays to ensure you get the maximum life out of our products.

\*Colors Pebbled Grey A19 and Charcoal A72 will show scratches if not handled properly.

# POLYESTER VERSA LITE TRAYS WITH SMOOTH SURFACE

## SPECIFICATIONS

Material	SMC – standard performance fiberglass reinforced polyester
Surface Characteristic	Smooth
Performance	Excellent
Stacking Lugs	Yes
Dishwasher Safe	Yes – Normal
Chemical Resistance	Good
Drying Test	Excellent
Shock Resistance	Good
Break Resistance	Good
Scratch Resistance	Good
Stain Resistance	Good
Heat Resistance*	-40° to +130°C‡



‡Not for use in heated carts.  
Personalization, see page 208.  
\*Personalization Heat Resistance: 90°C.

## RECOMMENDED USE

### Moderate Traffic / Economic Priority

- Schools
- Universities
- Canteens / Cafeterias / Self-Serve
- Military
- Hotel Room Service

Only available from Cambro European Logistics (CEL), Germany.

## STOCK PRODUCTS & COLORS AVAILABLE IN OUR EUROPEAN WAREHOUSE

GL0540: (A22), GL1070: (A27), GL3980: (A20)  
GL4002: (A20), (A83), (A86)

Minimum quantity order from CEL:  
Stock item one case, Non-stock item 120 pieces. No broken carton.



CODE	SIZE
<b>Versa Lite Trays – Flat Edge Shape</b>	
GL0540†	46 x 34,4 cm
GL1070†	32,5 x 26,5
GL1080†	37 x 26,5
GL3074	45 x 32
GL3980†	53 x 37
GL4002†	53 x 32,5
GL4060	40 x 60
GL4701	42,5 x 32,5

Case Pack: 12  
†Designed with reinforced corners for automatic off-stacking onto conveyor belt dishwashers.

## Versa Lite Trays – Flat Edge Shape



CODE	SIZE
<b>Versa Lite Trays – Space Saver Trays</b>	
GL4210 – Trapezoid	48 x 34 cm

Case Pack: 12



Hexagonal table  
Lateral side:  
70 cm GL4210



Square table  
80 x 80 cm  
GL4210

## Versa Lite Trays – Space Saver Trays



## POLYESTER VERSA LITE TRAYS WITH SMOOTH SURFACE

CODE	SIZE
<b>Versa Lite Trays – High Profile Shape</b>	
VL1014	27 x 35 cm
VL1216	30,5 x 41,5
VL3343	33 x 43
VL1418	35,5 x 45,7
VL1418TR – Trapezoid	35,5 x 46
VL1520	38 x 51,5
VL1520TR – Trapezoid	38 x 51,5

Case Pack: 12

### Versa Lite Trays – High Profile Shape



Only available from Cambro European Logistics (CEL), Germany.

### STOCK PRODUCTS & COLORS AVAILABLE IN OUR EUROPEAN WAREHOUSE

VL1418: (A20), (A21), (A22), (A27), (A86)  
 VL3253: (A20), (A86), VL3343: (A20), (A21)  
 VL3343C: (A20), VL3646C: (A27)  
 VL1014: (A20), (A27)

Minimum quantity order from CEL:  
 Stock item one case, Non-stock item 120 pieces. No broken carton.

CODE	SIZE
<b>Versa Lite Trays – Low Profile Flat Edge Shape</b>	
GL220P	32,5 x 53 cm
GL210P	37 x 53

Case Pack: 12

### Versa Lite Trays – Low Profile Flat Edge Shape



CODE	SIZE
<b>Versa Lite Trays – Low Profile Shape</b>	
VL2632	32,5 x 26,5 cm
VL3253	32,5 x 53
VL3753	37 x 53

Case Pack: 12

### Versa Lite Trays – Low Profile Shape




### Tray Colors:




A20  
Speckled Smoke



A21  
Speckled Mocha



A22  
Sahara



A27  
Light Grey



A33  
Pearl White



A83  
Granite



A86  
Terrazzo

CODE	SIZE
<b>Versa Lite Century™ Trays – Low Profile Design Shape</b>	
VL3646C	35,5 x 45,7 cm
VL3343C	33 x 43

Case Pack: 12

### Versa Lite Century Trays – Low Profile Design Shape



Innovative low profile and low corner design increases space utilization of tray surface and customer comfort while eating.



# POLYESTER VERSA LITE TRAYS WITH NON-SLIP RUBBER SURFACE SPECIFICATIONS



Material	SMC – standard performance fiberglass reinforced polyester + non-slip rubber
Surface Characteristic	Non-Slip Rubber
Performance	Excellent
Stacking Lugs	Yes
Dishwasher Safe	Yes – Normal
Chemical Resistance	Good
Drying Test	Excellent
Shock Resistance	Good
Break Resistance	Good
Scratch Resistance	Good
Stain Resistance	Good
Heat Resistance	-40° to +100°C‡




‡Not for use in heated carts.

### RECOMMENDED USE

#### Moderate Traffic / Economic Priority

- Banquet Service
- Restaurant / Cafes
- Bars / Clubs / Pubs
- Catering
- Brasseries



Only available from Cambro European Logistics (CEL), Germany and Cambro Özyay Bulgaria.

### STOCK PRODUCTS & COLORS AVAILABLE IN OUR EUROPEAN WAREHOUSE

GL4002RNS: (A83)


Minimum quantity order from CEL: Stock item one case, Non-stock item 120 pieces. No broken carton.



CODE	DIA / SIZE	CASE PACK
<b>Versa Lite Trays – High Profile Shape</b>		
VL1418RNS	35,5 x 45,7 cm	12
<b>Versa Lite Trays – Flat Edge Shape</b>		
GL1070RNS*	32,5 x 26,5	12
GL4002RNS*	53 x 32,5	12
GL3980RNS*	53 x 37	12
<b>Versa Lite Tray – Cafe Trays</b>		
VL2129RNS	21 x 29	12
VL3200RNS	ø 32	12
VL3600RNS	ø 36	12

\*Designed with reinforced corners for automatic off-stacking onto conveyor belt dishwashers.

### Patterns and Tray Base Colors:



A87  
Black



A83  
Grey on  
Granite Tray

## DÉCOR SERIES CAMTRAYS®

- Woodgrain textured surface creates the look feel of real wood.
- Durability of the classic Camtray.
- Ideal for upscale employee feeding, restaurant, cafeteria, schools, food courts and hospitals.
- Personalize a portion or an entire tray surface with a full color logo or design.
- Commercial dish washer safe.

Colors: Charcoal Grey (815), Light Olive (820), Dark Oak (825), Light Oak (830).

Personalization with a minimum order of 144 trays.



CODE	DIMENSIONS	CASE PACK
1216DC	30,5 x 41,5 cm	12
1418DC	35,5 x 45,7	12
1520DC	38 x 51	12

Charcoal Grey (815)

Light Olive (820)

## DÉCOR SERIES EPICTREAD™ CAMTRAYS

- The Décor Series design and texture with our clear EpicTread non-slip surface.
- Perfect for busy cafeterias to reduce food and dish spills.
- An excellent solution for hospital foodservice to provide a beautiful patient tray presentation without a paper tray mat.
- Personalize a portion or an entire tray surface with a full color logo or design.
- Commercial dish washer safe.

Colors: Charcoal Grey (815), Light Olive (820), Dark Oak (825), Light Oak (830).

Personalization with a minimum order of 144 trays.



Dark Oak (825)

Light Oak (830)

CODE	DIMENSIONS	CASE PACK
1216DCET	30,5 x 41,5 cm	12
1418DCET	35,5 x 45,7	12
1520DCET	38 x 51	12

# CAMTRAYS® FIBERGLASS TRAYS WITH SMOOTH SURFACE

## SPECIFICATIONS

Material	Fiberglass layers + polyester resin
Surface Characteristic	Smooth
Performance	Excellent
Stacking Lugs	Yes
Dishwasher Safe	Yes – Extensive
Chemical Resistance	Good
Drying Test	Excellent
Shock Resistance	Excellent
Break Resistance	Excellent
Scratch Resistance	Excellent
Stain Resistance	Excellent
Heat Resistance	-10° to +100°C‡

†Available in Group I colors and patterns and Group III patterns.

‡Not for use in heated carts. Personalization, see page 208.


Available in Group I colors and patterns except Doily.

\*Special order item not carried in stock – non-returnable.



## RECOMMENDED USE

High Traffic / Frequent Use
– Hospitals
– Schools
– Universities
– Canteens / Cafeterias / Self-Serve
– Military
– Hotel Room Service



## STOCK PRODUCTS & COLORS AVAILABLE IN OUR EUROPEAN WAREHOUSE

1216: (204)



CODE	SIZE	CASE PACK
<b>Rectangular – High Profile Shape</b>		
810†	20,5 x 25 cm	12
915†	22 x 38	12
926*†	22,5 x 65 x 2,5	12
1014†	Made in USA/China 27 x 35	12
1015*	26 x 38	24
1116*	27,5 x 40,5	24
1216†	Made in USA/China 30,5 x 41,5	12
1313†	33 x 33	12
1318*†	32 x 45 x 3	12
1418†	Made in USA/China 35,5 x 45,7	12
1520†	Made in USA/China 38 x 51,5	12
1622†	40,5 x 56	12
16225*†	42 x 57	12
1826†	45,5 x 65,5	6
<b>Rectangular – Low Profile Shape</b>		
46†	11 x 15	12
57*†	12,5 x 18	12
2025*†	53 x 65	6
3253	Made in USA/China 32 x 53	12



# CAMTRAYS® FIBERGLASS TRAYS WITH SMOOTH SURFACE

CODE	SIZE	CASE PACK
<b>Metric Rectangular – High Profile Shape</b>		
3242	31,9 x 41,9 cm	12
3853*	37,5 x 53	12
<b>Metric Rectangular – Low Profile Shape</b>		
2632*	26,5 x 32,5	12
3046*	30 x 46	12
3343	33 x 43	12
3753*	37 x 53	12
<b>Camtray with Handles</b>		
1418H*❖	35,5 x 45,7	12
1520H*❖	38 x 51,5	12

## Metric Rectangular



\*Special order item not carried in stock – non-returnable.

❖Available in Group I colors only.

1418H and 1520H available in Group I colors only and covered by 2 Year prorated warranty against manufacturer's defects.

NSF listed for non-direct food contact only.



## Camtray with Handles



Personalization, see page 208.

1418H and 1520H available in four color printing process only. Please refer to Fiberglass Tray Personalization section for details.

## STOCK PRODUCTS & COLORS AVAILABLE IN OUR EUROPEAN WAREHOUSE

3242: (110)



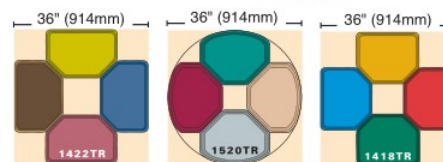
## Trapezoid



†Available in Group I colors and patterns and Group III patterns.

Available in Group I colors and patterns except Doily.

\*Special order item not carried in stock – non-returnable.



CODE	DIA / SIZE	CASE PACK
<b>Trapezoid – High Profile Shape</b>		
1418TR*†	35,5 x 45,7 cm	12
1422TR*†	35,5 x 56	12
<b>Trapezoid – Low Profile Shape</b>		
1520TR*†	37 x 49,5	12
<b>Oval – Low Profile Shape</b>		
2500*	49 x 61	6
2700*	56 x 68,5	6
<b>Round – High Profile Shape</b>		
900*	∅ 23	12
1000*	∅ 25,5	12
1100	∅ 28	12
1200*	∅ 30,5	12
1300*	∅ 33	12
1400	∅ 35,5	12
1600	∅ 40,5	12
<b>Round – Low Profile Shape</b>		
1550*	∅ 40,5	12
1950*	∅ 49,5	12

## Oval and Round



# CAMTRAY® GROUP I COLORS

Colors listed alphabetically. See numerical reference on following page.



123  
Amazon Blue



101  
Antique Parchment



513  
Bay Leaf Brown



110  
Black



409  
Blush



116  
Brazil Brown



522  
Burgundy Wine



521  
Cambro Red



537  
Cameo Yellow



505  
Cherry Red



220  
Citrus Orange



538  
Cottage White



117  
Dark Peach



104  
Desert Tan



514  
Earthen Gold



221  
Ever Red



551  
Grape



105  
Horizon Blue



429  
Key Lime



536  
Lemon Chiffon



106  
Light Peach



113  
Lime-ade



504  
Mustard



428  
Olive Green



222  
Orange Pizazz



107  
Pearl Grey



410  
Raspberry Cream



501  
Real Rust




518  
Robin Egg Blue



119  
Sherwood Green



510  
Signal Red



177  
Sky Blue



401  
Slate Blue




508  
Suede Brown




199  
Taupe



414  
Teal



171  
Tuscan Gold




148  
White

Due to the catalog printing process, the colors & patterns shown may not be exact.  
Contact Cambro or a Cambro representative for a color chip.



## CAMTRAY® GROUP I PATTERNS

### Galaxy



526, 531  
Antique Parchment  
(526 Gold), (531 Silver)

### Swirl



270  
Black & Gold NR



277  
Grey NR

### Doily




241  
Antique Parchment NR

### Abstract



214  
Tan NR



215  
Grey NR

NR Trays are non-returnable.



## CAMTRAY GROUP III – WOOD

### Wood



308  
Burma Teak NR



304  
Country Oak NR



301  
Dark Basketweave NR



309  
Java Teak NR

### Linen



329  
Toffee NR



302  
Light Basketweave NR



303  
Light Butcher Block NR



307  
Light Elm NR



204  
Rattan NR

NR Trays are non-returnable.

## CAMTRAY GROUP I COLORS – NUMERICAL REFERENCE BY COLOR CODE

Antique Parchment (101),  
Desert Tan (104), Horizon Blue (105),  
Light Peach (106), Pearl Gray (107),  
Black (110), Lime-ade (113),  
Brazil Brown (116), Dark Peach (117),  
Sherwood Green (119),  
Amazon Blue (123), White (148),

Tuscan Gold (171), Sky Blue (177),  
Taupe (199), Citrus Orange (220),  
Ever Red (221) Orange Pizazz (222),  
Slate Blue (401), Blush (409),  
Raspberry Cream (410),  
Teal (414), Olive Green (428),  
Key Lime (429), Real Rust (501),

Mustard (504), Cherry Red (505),  
Suede Brown (508), Signal Red (510),  
Bayleaf Brown (513),  
Earthen Gold (514),  
Robin Egg Blue (518),  
Cambro Red (521),  
Burgundy Wine (522),

Lemon Chiffon (536),  
Cameo Yellow (537),  
Cottage White (538), Grape (551).

Due to the catalog printing process, the colors & patterns shown may not be exact.  
Contact Cambro or a Cambro representative for a color chip.

# EPICTREAD™ TRAYS



## SPECIFICATIONS

Material	Fiberglass Layers + Non-Slip, Water Repellent Surface
Surface Characteristic	Non-Slip Surface
Performance	Good
Stacking Lugs	Yes
Dishwasher Safe	Yes – Normal
Chemical Resistance	Good
Drying Test	Good
Shock Resistance	Good
Break Resistance	Good
Scratch Resistance	Good
Stain Resistance	Good
Heat Resistance	-10° to +90°C‡



‡Not for use in heated carts.  
Made in China

## RECOMMENDED USE

Mild Use / Emphasis on style with limited washing
– Banquet Service
– Restaurants / Cafes
– Bars / Clubs / Pubs
– Catering
– Brasseries



1600ET



1520ET

Black (110)

Dark Brown (167)

Dark Green (206)

Dark Burgundy Wine (207)

Spanish Blue (503)

Cambo Red (521)

CODE	DIA / SIZE	CASE PACK
<b>Rectangular</b>		
1014ET	27 x 35 cm	12
1216ET	30,5 x 41,5	12
1418ET	35,5 x 45,5	12
1520ET	38 x 51,5	12
<b>Round</b>		
1400ET	ø 39	12
1600ET	ø 43,7	12



## DIETARY TRAYS

### SPECIFICATIONS

Material	Fiberglass layers + polyester resin
Surface Characteristic	Smooth
Performance	Excellent
Stacking Lugs	Yes
Dishwasher Safe	Yes – Extensive
Chemical Resistance	Good
Drying Test	Excellent
Shock Resistance	Excellent
Break Resistance	Good
Scratch Resistance	Good
Stain Resistance	Excellent
Heat Resistance	-10° to +100°C‡

‡Not for use in heated carts.

## CAMLITE® TRAYS

### SPECIFICATIONS

Material	Fiberglass layers + polyester resin
Surface Characteristic	Smooth
Performance	Excellent
Stacking Lugs	Yes
Dishwasher Safe	Yes – Extensive
Chemical Resistance	Good
Drying Test	Excellent
Shock Resistance	Excellent
Break Resistance	Good
Scratch Resistance	Good
Stain Resistance	Excellent
Heat Resistance	-10° to +100°C‡

‡Not for use in heated carts.

### RECOMMENDED USE

High Traffic / Frequent Use
<ul style="list-style-type: none"> <li>– Hospitals</li> <li>– Schools</li> <li>– Universities</li> <li>– Canteens / Cafeterias / Self-Serve</li> <li>– Military</li> <li>– Hotel Room Service</li> </ul>

Available in Group I colors and patterns and Group III Patterns.

\*Special order item not carried in stock – non-returnable.




### RECOMMENDED USE


High Traffic / Frequent Use
<ul style="list-style-type: none"> <li>– Hospitals</li> <li>– Schools</li> <li>– Universities</li> <li>– Canteens / Cafeterias / Self-Serve</li> <li>– Military</li> <li>– Hotel Room Service</li> </ul>

Colors: Rose Red (163), Yellow (145), Green (162), Blue (142), Tan (161), Steel White (676), Steel Red (675), Steel Blue (674), Black (110).

12 dozen minimum order required for any special color orders.



Low Profile Shape



High Profile Shape Low Profile Shape

CODE	SIZE	CASE PACK
<b>Dietary Trays – Low Profile Shape</b>		
1216D*	30,5 x 41,5 cm	12
1219D*	30,5 x 48,3	12
1220D*	30,5 x 51	12
1222D*	30,5 x 56	12
1418D*	35,5 x 45,7	12
1520D*	38 x 51,3	12

CODE	SIZE	CASE PACK
<b>Rectangular Camlite Trays – High Profile Shape</b>		
1014CL	27 x 35 cm	12
1216CL	30,5 x 41,5	12
1418CL	35,5 x 45,7	12
1520CL	38 x 51,5	12
1826CL	45,5 x 65,5	12
<b>Rectangular Camlite Trays – Low Profile Shape</b>		
3253CL	32,5 x 53	12

## CAMWEAR® TRAYS

### SPECIFICATIONS

Material	Camwear
Surface Characteristic	Textured
Performance	Excellent
Stacking Lugs	Yes
Dishwasher Safe	Yes – Extensive
Chemical Resistance	Good
Drying Test	Excellent
Shock Resistance	Excellent
Break Resistance	Excellent
Scratch Resistance	Very Good
Stain Resistance	Very Good
Heat Resistance	-40° to +99°C‡



‡Not for use in heated carts.

### RECOMMENDED USE

#### Moderate Traffic / Economic Priority

- Schools
- Universities
- Canteens / Cafeterias / Self-Serve
- Military
- Quick Serve Restaurants
- Food Courts / Snack Shops

**1418CW, 1520CW, 1418TRCW Colors:** Blue (168), Beige (133).

**1520CWH Colors:** Black (110), Smoked Metal (485), Dark Cranberry (488).

NSF listed for non-direct food contact only.

## CAMWEAR TRAYS WITH NON-SLIP SURFACE SPECIFICATIONS

Material	Camwear
Surface Characteristic	Non-Slip
Performance	Excellent
Stacking Lugs	Yes
Dishwasher Safe	Yes – Extensive
Chemical Resistance	Good
Drying Test	Excellent
Shock Resistance	Excellent
Break Resistance	Excellent
Scratch Resistance	Good
Stain Resistance	Good
Heat Resistance	-40° to +82°C‡



‡Not for use in heated carts.

### RECOMMENDED USE

#### Moderate Traffic / Economic Priority

- Schools / Universities
- Canteens / Cafeterias / Self-Serve
- Military
- Quick Serve Restaurants
- Food Courts / Snack Shops
- Restaurants / Cafes
- Brasseries
- Hotels / Room Service
- Hospitals

**Colors:** Black (110), Smoked Metal (485), Dark Cranberry (488).

NSF listed for non-direct food contact only.



Black (110)

Dark Cranberry (488)

Smoked Metal (485)

CODE	SIZE	CASE PACK
<b>Rectangular – High Profile Shape</b>		
1418CW	35,5 x 45,7 cm	12
1520CW	38 x 51	12
<b>Rectangular With Handles – High Profile Shape</b>		
1520CWH	38 x 51	12
<b>Trapezoid – High Profile Shape</b>		
1418TRCW	35,5 x 45,7	12

CODE	SIZE	CASE PACK
<b>Rectangular – High Profile Shape</b>		
1418CWNS	35,5 x 45,7 cm	12
1520CWNS	38 x 51	12
<b>Rectangular With Handles – High Profile Shape</b>		
1418CWNSH	35,5 x 45,7	12
1520CWNSH	38 x 51	12



# CAMTREAD® FIBERGLASS TRAYS WITH NON-SLIP RUBBER SURFACE



## SPECIFICATIONS

Material	Fiberglass layers + polyester resin + non-slip rubber surface molded from edge-to-edge
Surface Characteristic	Non-Slip Rubber
Performance	Excellent
Stacking Lugs	Yes
Dishwasher Safe	Yes – Extensive
Chemical Resistance	Good
Drying Test	Excellent
Shock Resistance	Excellent
Break Resistance	Good
Scratch Resistance	Excellent
Stain Resistance	Good
Heat Resistance	-10° to +100°C‡

Orders for non-standard Camtread Tray colors will be handled by special quotation only. ‡Not for use in heated carts.

\*Special order item not carried in stock – non-returnable.

Not for use in heated carts.

Personalization see page 209 for size and detail.



## RECOMMENDED USE

### High Traffic / Frequent Use

- Banquet Service
- Restaurants / Cafes
- Bars / Clubs / Pubs
- Catering
- Brasseries



## STOCK PRODUCTS & COLORS AVAILABLE IN OUR EUROPEAN WAREHOUSE

1014CT, 1100CT, 1216CT, 1800CT, 1826CT, 2500CT, 2900CT, 3253CT: (110)  
1400CT, 1418CT, 1600CT, 2700CT: (110), (138)



## Tray Colors:



CODE	DIA / SIZE	CASE PACK
<b>Round – High Profile Shape</b>		
900CT*	ø 23 cm	12
1100CT	ø 28	12
1400CT	ø 35,5	12
1600CT	ø 40,5	12
1800CT	ø 45	6
<b>Round – Low Profile Shape</b>		
1550CT*	ø 40,5	12
1950CT*	ø 49,5	12
<b>Oval – Low Profile Shape</b>		
2500CT	49 x 59	6
2700CT	56 x 68,5	6
2900CT	73,5 x 60	6
<b>Rectangular – High Profile Shape</b>		
1014CT*	27 x 35	12
1216CT	30,5 x 41,5	12
1418CT	35,5 x 45,7	12
1520CT*	38 x 51,5	12
1622CT*	40,5 x 56	12
1826CT	45 x 65	6
<b>Rectangular – Low Profile Shape</b>		
3253CT	32,5 x 53	12



## TREADLITE™ TRAYS



### SPECIFICATIONS

Material	Fiberglass layers + polyester resin + Non-slip rubber surface
Surface Characteristic	Non-Slip rubber surface
Performance	Good
Stacking Lugs	Yes
Dishwasher Safe	Yes – Extensive
Chemical Resistance	Good
Drying Test	Good
Shock Resistance	Good
Break Resistance	Good
Scratch Resistance	Good
Stain Resistance	Good
Heat Resistance	-10° to +80°C‡



‡Not for use in heated carts.

### RECOMMENDED USE

Moderate Traffic / Economic Priority

- Brasseries
- Restaurants / Cafes
- Bars / Clubs / Pubs

## POLYTREAD® TRAYS



### SPECIFICATIONS

Material	Polypropylene + Non-Slip rubber surface
Surface Characteristic	Non-Slip rubber surface
Performance	Good
Stacking Lugs	Yes
Dishwasher Safe	Yes – Minimal
Chemical Resistance	Good
Drying Test	Good
Shock Resistance	Good
Break Resistance	Good
Scratch Resistance	Good
Stain Resistance	Good
Heat Resistance	-10° to +80°C‡



‡Not for use in heated carts.

### RECOMMENDED USE

Moderate Traffic / Economic Priority

- Brasseries
- Restaurants / Cafes
- Bars / Clubs / Pubs



High Profile Shape



### Tray Colors:



### Tray Colors:



CODE	DIA	CASE PACK
<b>Round – High Profile Shape</b>		
1400TL	ø 35,5 cm	12
1600TL	ø 40,5	12

CODE	DIA / SIZE	CASE PACK
<b>Round – High Profile Shape</b>		
PT1100	ø 28 cm	12
PT1400	ø 35,5	12
PT1600	ø 40,5	12
<b>Rectangular – High Profile Shape</b>		
PT1014	27 x 34,5	24
PT1216	30 x 41,5	24
PT1418	36 x 46	12

## BEECHWOOD TRAYS WITH SMOOTH SURFACE SPECIFICATIONS

Material	Veneer Beechwood
Surface Characteristic	Smooth
Performance	Good
Stacking Lugs	No
Dishwasher Safe	Yes – Normal
Chemical Resistance	Good
Drying Test	Good
Shock Resistance	Good
Break Resistance	Good
Scratch Resistance	Good
Stain Resistance	Good
Heat Resistance	-10° to +100°C‡



‡Not for use in heated carts.

### RECOMMENDED USE

Mild Use / Emphasis on style with limited washing

- Banquet Service
- Restaurants / Cafes
- Catering

Only available from Cambro European Logistics (CEL), Germany.



Tray Color:



000  
Beechwood

CODE	DIA / SIZE	CASE PACK
<b>Rectangular – 60 Series</b>		
PH556010	45 x 32 cm	12
PH556020	58 x 38	12
PH556030	63 x 40	12
PH556040	70 x 45	12
PH556050	75 x 48	12
<b>Rectangular – 65 Series</b>		
PH556510	27 x 20	12
PH556520	33 x 23	12
<b>Oval</b>		
PH557010	23 x 16	24
PH557020	26 x 20	24
PH557030	29 x 21	24
PH557040	33 x 24	24
<b>Round Beer Tray</b>		
PH558510	ø 32	12
PH558520	ø 36	12
PH558530	ø 42	12

## BEECHWOOD TRAYS WITH NON-SLIP SURFACE SPECIFICATIONS

Material	Veneer Beechwood
Surface Characteristic	Non-Slip Surface
Performance	Good
Stacking Lugs	No
Dishwasher Safe	Yes – Minimal
Chemical Resistance	Good
Drying Test	Good
Shock Resistance	Good
Break Resistance	Good
Scratch Resistance	Good
Stain Resistance	Good
Heat Resistance	-10° to +100°C‡



‡Not for use in heated carts.

### RECOMMENDED USE

Mild Use / Emphasis on style with limited washing

- Banquet Service
- Restaurants / Cafes
- Bars / Clubs / Pubs
- Catering
- Brasseries

Only available from Cambro European Logistics (CEL), Germany.

**STOCK PRODUCTS & COLORS  
AVAILABLE IN OUR EUROPEAN  
WAREHOUSE**

PH556056: (000)

**Minimum quantity order from CEL:**  
Stock item one case, Non-stock item 120 pieces. No broken carton.



Tray Color:



000  
Beechwood

CODE	DIA / SIZE	CASE PACK
<b>Rectangular – 60 Series</b>		
PH556016	45 x 32 cm	12
PH556026	58 x 38	12
PH556036	63 x 40	12
PH556046	70 x 45	12
PH556056	75 x 48	12
<b>Rectangular – 65 Series</b>		
PH556516	27 x 20	12
PH556526	33 x 23	12
<b>Oval</b>		
PH557016	23 x 16	24
PH557026	26 x 20	24
PH557036	29 x 21	24
PH557046	33 x 24	24
<b>Round Beer Tray</b>		
PH558516	ø 32	12
PH558526	ø 36	12
PH558536	ø 42	12



## MAHOGANY WOOD TRAYS WITH NON-SLIP SURFACE SPECIFICATIONS

Material	Mahogany Veneer
Surface Characteristic	Non-Slip Surface
Performance	Good
Stacking Lugs	No
Dishwasher Safe	Yes – Minimal
Chemical Resistance	Good
Drying Test	Good
Shock Resistance	Good
Break Resistance	Good
Scratch Resistance	Good
Stain Resistance	Good
Heat Resistance	-10° to +100°C‡



‡Not for use in heated carts.

### RECOMMENDED USE

Mild Use / Emphasis on style with limited washing

- Banquet Service
- Restaurants / Cafes
- Bars / Clubs / Pubs
- Catering
- Brasseries

Only available from Cambro European Logistics (CEL), Germany and Cambro Özay Bulgaria.



Mahogany (W02)

CODE	DIA / SIZE	CASE PACK
<b>Rectangular</b>		
MW3245	32 x 45 cm	12
MW3858	37,5 x 57,5	12
MW3646	36 x 46	12
<b>Oval</b>		
MW2129	21 x 29	12
<b>Round Beer Tray</b>		
MW3200	ø 32	12
MW3600	ø 36	12
MW4200	ø 42	12

## CORFU – LAMINATED TRAYS WITH NON-SLIP RUBBER SURFACE SPECIFICATIONS

Material	Laminate + non-slip rubber surface
Surface Characteristic	Non-Slip rubber surface
Performance	Excellent
Stacking Lugs	No
Dishwasher Safe	Yes – Minimal
Chemical Resistance	Excellent
Drying Test	Good
Shock Resistance	Good
Break Resistance	Good
Scratch Resistance	Good
Stain Resistance	Good
Heat Resistance	-10° to +100°C‡



PRORATED

‡Not for use in heated carts.

Note: All laminated trays must be dried before stacking.

Personalization, see page 209.

### RECOMMENDED USE

Normal Use / Emphasis on style with limited washing

- Canteens / Cafeterias / Self-Serve
- Banquet Service
- Restaurants / Cafes
- Bars / Clubs / Pubs
- Catering

Only available from Cambro European Logistics (CEL), Germany and Cambro Özay Bulgaria.

**Minimum quantity order from CEL:**  
Stock item one case, Non-stock item 120 pieces. No broken carton.

**STOCK PRODUCTS & COLORS AVAILABLE IN OUR EUROPEAN WAREHOUSE**

C03800, C04300, C03646: (D01)



Tray Color:



CODE	DIA / SIZE	CASE PACK
<b>Rectangular</b>		
C02632	26,5 x 32,5 cm	12
C03253	32,5 x 53	12
C03343	33 x 43	12
C03646	36 x 46	12
C03753	37 x 53	12
<b>Round</b>		
C03200	ø 32	12
C03800	ø 38	12
C04300	ø 43	12

# CAPRI – LAMINATED TRAYS WITH SMOOTH SURFACE

## SPECIFICATIONS

Material	Laminate
Surface Characteristic	Smooth
Performance	Good
Stacking Lugs	No
Dishwasher Safe	Yes – Minimal
Chemical Resistance	Excellent
Drying Test	Good
Shock Resistance	Good
Break Resistance	Good
Scratch Resistance	Good
Stain Resistance	Excellent
Heat Resistance	-10° to +100°C‡



‡Not for use in heated carts.

Note: All laminated trays must be dried before stacking.

Personalization, see page 209.



## RECOMMENDED USE

Moderate Traffic / Economic Priority

- Canteens / Cafeterias / Self-Serve
- Hotel Room Service
- Restaurants / Cafes
- Bars / Clubs / Pubs
- Catering
- Brasseries

Only available from Cambro European Logistics (CEL), Germany and Cambro Özyay Bulgaria.

## STOCK PRODUCTS & COLORS AVAILABLE IN OUR EUROPEAN WAREHOUSE

- CA3646: (E73), (E76), (E78), (E82)
- CA3343: (E73), (E75), (E76), (E82)
- CA3253: (E76), (E82)
- CA3753: (E76)

## Minimum quantity order from CEL:

Stock item one case, Non-stock item 120 pieces. No broken carton.

Capri – Rectangular



Capri – Round



Tray Pattern: Thank You (E01) available in CA1300 only.

CODE	DIMENSIONS	CASE PACK
<b>Rectangular</b>		
CA2028	20 x 28 cm	24
CA2632	26,5 x 32,5	24
CA2738	27 x 38	24
CA2836	28 x 36	24
CA3244	32 x 44	24
CA3253	32,5 x 53	24
CA3343	33 x 43	24
CA3446	34 x 46	24
CA3646	36 x 46	24
CA3748	37 x 48	24
CA3753	37 x 53	24
CA3952	39 x 52	24
CA4361	43 x 61	12
<b>Round</b>		
CA1300	ø 13	24
CA3200	ø 32	24
CA3800	ø 38	24
CA4300	ø 43	24
<b>Trapezoid</b>		
CA3247TR	32 x 47	24
<b>Oval</b>		
CA1623	16 x 23	24
CA2026	20 x 26,5	24
CA2129	21 x 29	24
<b>Rectangular with Handles</b>		
CA4064H*	40 x 64	12

\*Only available in Walnut (E76), Venge (E84) and Brushed Steel (E85).

# CAPRI – LAMINATED TRAYS WITH SMOOTH SURFACE



Walnut (E76)



Teak (E77)



Mahogany (E73)



Birch (E75)



White (E78)



Black (E79)



Grey (E81)



Charcoal Granite (E82)



Venge (E84)



Brushed Steel (E85)



Light Oak (E86)



Brown Oak (E87)



Dark Oak (E88)



Light Olive (E89)



Brown Olive (E90)

# MYKONOS – LAMINATED TRAYS WITH NON-SLIP SURFACE



## SPECIFICATIONS

Material	Laminate + Non-Slip Surface
Surface Characteristics	Non-Slip Surface
Performance	Good
Stacking Lugs	No
Dishwasher Safe	Yes – Minimal
Chemical Resistance	Good
Drying Test	Good
Shock Resistance	Good
Break Resistance	Good
Scratch Resistance	Good
Stain Resistance	Good*
Heat Resistance	-10° to +100°C‡



Personalization, see page 209.

‡Not for use in heated carts.

Note: All laminated trays must be dried before stacking.

\*Limited stain resistance for Birch (E75).

## RECOMMENDED USE

Moderate Use / Emphasis on Style with Limited Washing

- Banquet Services
- Restaurants / Cafes
- Bars / Clubs / Pubs
- Catering

Only available from Cambro European Logistics (CEL), Germany and Cambro Özyay Bulgaria.

Minimum quantity order from CEL: Stock item one case, Non-stock item 120 pieces. No broken carton.

## STOCK PRODUCTS & COLORS AVAILABLE IN OUR EUROPEAN WAREHOUSE

- MY3253, MY4361: (E76)
- MY3343: (E75), (E76), (E82)
- MY3646: (E73), (E76)



### Tray Colors:

- E73 Mahogany
- E75 \*Birch
- E76 Walnut
- E77 Teak
- E79 Black
- E82 Charcoal Granite

CODE	DIA / SIZE	CASE PACK
<b>Rectangular</b>		
MY2632	26,5 x 32,5 cm	24
MY2738	27 x 38	24
MY3244	32 x 44	24
MY3253	32,5 x 53	24
MY3343	33 x 43	24
MY3446	34 x 46	24
MY3646	36 x 46	24
MY3753	37 x 53	24
MY3952	39 x 52	24
MY4361	43 x 61	12
<b>Oval</b>		
MY2026	20 x 26,5	24
MY2129	21 x 29	24
<b>Round</b>		
MY3200	ø 32	24
MY3800	ø 38	24
MY4300	ø 43	24

# MADEIRA – LAMINATED TRAYS WITH TEXTURED WOOD SURFACE

## SPECIFICATIONS

Material	Laminate
Surface Characteristics	Textured – Top and Bottom
Performance	Good
Stacking Lugs	No
Dishwasher Safe	Yes – Minimal
Chemical Resistance	Excellent
Drying Test	Good
Shock Resistance	Good
Break Resistance	Good
Scratch Resistance	Good
Stain Resistance	Excellent
Heat Resistance	-10° to +100°C‡



Personalization, see page 209.

‡Not for use in heated carts.

Note: All laminated trays must be dried before stacking.

## RECOMMENDED USE

Moderate Traffic / Economic Priority

- Canteens / Cafeterias / Self-Serve
- Hotel Room Service
- Restaurants / Cafes
- Bars / Clubs / Pubs

Only available from Cambro European Logistics (CEL), Germany and Cambro Özyay Bulgaria.

Minimum quantity order from CEL: Stock item one case, Non-stock item 120 pieces. No broken carton.

## STOCK PRODUCTS & PATTERNS AVAILABLE IN OUR EUROPEAN WAREHOUSE

MA2028, MA2435, MA3343, MA3646, MA3753: (E86), (E87), (E88), (E89), (E90), (E91)



CODE	DIA / SIZE	CASE PACK
<b>Rectangular</b>		
MA2028	20 x 28 cm	24
MA2435	24 x 35	24
MA3343	33 x 43	24
MA3646	36 x 46	24
MA3753	37 x 53	24
MA4361	43 x 61	12
<b>Rectangular with handle</b>		
MA3142H	31 x 42	24
<b>Trapezoid</b>		
MA3652TR	36 x 52	24
<b>Round</b>		
MA3200	ø 32	24
MA3800	ø 38	24
MA4300	ø 43	24



## Tray Colors:



E86 Light Oak



E87 Brown Oak



E88 Dark Oak



E89 Light Olive



E90 Brown Olive

# FAST FOOD TRAYS

## SPECIFICATIONS


Material	Polypropylene
Surface Characteristic	Textured
Performance	Good
Stacking Lugs	Yes
Dishwasher Safe	Yes-Minimal**
Chemical Resistance	Excellent
Drying Test	Good
Shock Resistance	Good
Break Resistance	Good
Scratch Resistance	Good
Stain Resistance	Good
Heat Resistance	-10° to +80°C‡



‡Not for use in heated carts.  
 \*\*Wash once per day for 60 seconds at a maximum temperature of 80°C.

## RECOMMENDED USE

Moderate Traffic / Economic Priority
– Quick Serve Restaurants
– Food Courts / Snack Shops



## STOCK PRODUCTS & COLORS AVAILABLE IN OUR EUROPEAN WAREHOUSES

1216FF: (110), (119), (163), (167), (168), (186)  
 1418FF: (107), (110), (119), (163), (167), (168), (186)  
 1217FFH: (110), (119), (166), (167), (416)  
 1014FF: (107), (110), (163), (167), (416)



1217FFH



1418FF



## Available Colors:



CODE	SIZE	CASE PACK
<b>Rectangular – High Profile Shape</b>		
1014FF	26,5 x 34,5 cm	24
1216FF	30 x 41	24
1418FF	35,5 x 45,7	12
<b>Rectangular – High Profile Shape with Handles</b>		
1217FFH*	30 x 43	24

\*Available in the following colors: Black (110), Sherwood Green (119), Orange (166), Brown (167), Cranberry (416). All Fast Food trays sizes manufactured in the United States can be personalized. All Fast Food trays sizes manufactured in Europe and China cannot be personalized.



# COMPARTMENT TRAYS

## SPECIFICATIONS

Code	10146CW	BCT1014	PS1014
Material	Camwear®	ABS	Co-Polymer
Surface Characteristic	Textured	Textured	Textured
Performance	Excellent	Excellent	Excellent
Stacking Lugs	Yes	Yes	Yes
Dishwasher Safe	Yes – Extensive	Yes – Extensive	Yes – Minimal
Chemical Resistance	Good	Excellent	Excellent
Drying Test	Excellent	Excellent	Excellent
Shock Resistance	Excellent	Good	Good
Break Resistance	Excellent	Good	Excellent
Scratch Resistance	Very Good	Very Good	Very Good
Stain Resistance	Very Good	Very Good	Very Good
Heat Resistance	-40° to +99°C‡	-10° to +82°C‡	-10° to +80°C‡

‡Not for use in heated carts.



PS1014

150CW, 100CW, 50CW, 45CW, 35CW, 10CW and SRB5CW reusable bowls fit in this tray and can be used to serve cereal, soup & salads.



BCT1014



PS1014 on OETR314 Open End Tray Rack.

CODE	SIZE	CASE PACK
<b>Camwear</b>		
10146CW	25,4 x 36,5 cm	24
<b>ABS - BPA FREE</b>		
BCT1014	25,4 x 36,5	24
<b>Co-Polymer - BPA FREE</b>		
PS1014	25,4 x 36,5	24



BCT1014, PS1014 & 10146CW

## RECOMMENDED USE

Moderate Traffic / Economic Priority

- School
- Universities
- Military

ABS and Co-Polymer trays are not NSF listed.



### Camwear

NSF 3 PRORATED



### ABS

2 PRORATED



### Co-Polymer

2 PRORATED



# COMPARTMENT TRAYS

## SPECIFICATIONS

Material	Camwear®	Co-Polymer
Surface Characteristic	Textured	Textured
Performance	Excellent	Excellent
Stacking Lugs	Yes	Yes
Dishwasher Safe	Yes – Extensive	Yes – Minimal
Chemical Resistance	Good	Excellent
Drying Test	Excellent	Excellent
Shock Resistance	Excellent	Good
Break Resistance	Excellent	Excellent
Scratch Resistance	Very Good	Very Good
Stain Resistance	Very Good	Very Good
Heat Resistance	-40° to +99°C‡	-10° to +80°C‡

‡Not for use in heated carts.

## RECOMMENDED USE

Moderate Traffic / Economic Priority

- School
- Universities
- Military

100CW, SRB13CW and 50CW bowls fit in round compartment. 10CW and 150CW bowls fit in square compartment. See Dinnerware and Swirl Bowl sections.

ABS and Co-Polymer trays are not NSF listed.



915CP



1596CW



915CW & 915CP



1596CW & 1596CP



915CW and 1596CW inside two PR314 Camracks.

### Camwear

NSF 3 PRORATED




119 Sherwood Green



404 Red



133 Beige



414 Teal



168 Blue



416 Cranberry



186 Navy Blue




110 Black



431 Translucent Blue

### Co-Polymer

2 PRORATED



416 Cranberry



186 Navy Blue

CODE	SIZE	CASE PACK
<b>Camwear</b>		
1596CW	22,9 x 38 cm	24
915CW	22,2 x 38	24
<b>Co-Polymer - BPA FREE</b>		
1596CP	22,9 x 38	24
915CP	22,2 x 38	24





## MEAL DELIVERY TRAYS

- Three deep-dish food compartments for large portions.
- Snap-on cover fits securely.
- Textured surface minimizes scratching.

**Camwear Colors:**  
Beige (133), Teal (414).  
**Lid Color:** Clear (135).

**Co-Polymer Colors:**  
Teal (414), Brown (167), Tan (161).  
**Lid Color:** White (148).

Co-Polymer is not NSF Listed.

Not for use in heated carts.



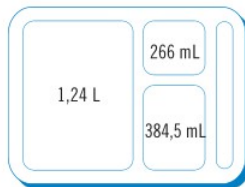
### Camwear®



### Co-Polymer



9113CW/9113CP



9114CW/9114CP

CODE	DESCRIPTION	DIMENSIONS W x L x D
<b>Camwear</b>		
9113CW	3 Compartments	22,8 x 27,9 x 6,8 cm
9114CW	4 Compartments	22,8 x 27,8 x 6,7
911CWC	Lid fits both trays	22,9 x 28 x 1,4
<b>Co-Polymer - BPA FREE</b>		
9113CP	3 Compartments	22,5 x 27,2 x 6,6
9114CP	4 Compartments	22,6 x 27,2 x 6,6
911CPC	Lid fits both trays	22,6 x 27,4 x 1,4

Case Pack: 24

## SEPARATOR® COMPARTMENT TRAYS

- Six compartment tray designed specifically for in-cell feeding programs.
- Serve both hot and cold food from the same tray.
- Tray with cover separates each compartment to retain food temperature and reduce spills.
- Locking ridges on top of cover and bottom of tray ensure more secure stacking.

**Camwear Color:** Beige (133).  
**Lid Color:** Clear (135).


**Co-Polymer Colors:**  
Teal (414), Brown (167), Tan (161).  
**Lid Color:** Translucent (190).

Co-Polymer is not NSF Listed.

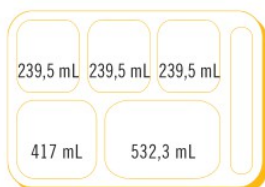
Not recommended for heated cart.



### Camwear



### Co-Polymer



10146DCW/10146DCP

CODE	DESCRIPTION	DIMENSIONS W x L x D
<b>Camwear</b>		
10146DCW	6 Compartments	25,4 x 36,1 x 3,3 cm
10146DCWC	Lid fits 10146DCW	26 x 36,2 x 3,5
<b>Co-Polymer - BPA FREE</b>		
10146DCP	6 Compartments	25,4 x 36 x 2,9
10146DCPC	Lid fits 10146DCP	25,6 x 35,6 x 3,6

Case Pack: 24

# TRAY ON TRAY MEAL DELIVERY SYSTEM

## Base Tray

- Combine hot and cold food portions into a reusable, single service unit.
- Works as a tray or for in-cell feeding with the insert tray.
- Base tray has 5 compartments with 1 compartment for resting the insert tray.

Camwear Color: Beige (133).

Co-Polymer Colors: Brown (167), Tan (161).

Co-Polymer is not NSF Listed.

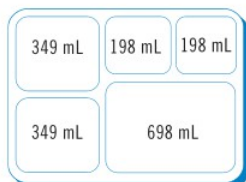
Not for use in heated carts.



1411CW



1411CW base tray with 853FH insert tray



1411CW/1411CP

### Camwear®


NSF 3 PRORATED




133  
Beige

### Co-Polymer

2 PRORATED



161  
Tan



167  
Brown

CODE	DESCRIPTION	DIMENSIONS W x L x D
<b>Camwear</b>		
1411CW	Compartments	26,8 x 36,5 x 3,3 cm
<b>Co-Polymer - BPA FREE</b>		
1411CP	Compartments	26,8 x 36,5 x 3,3

Case Pack: 24

## Insert Tray

- Eight trays efficiently fit on a standard sheet pan or in an 45,5 x 65,5 cm wire rack.

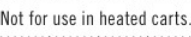
Camwear Color: Beige (133).  
Lid Color: Clear (135).

Co-Polymer Colors: Brown (167), Tan (161).  
Lid Color: Translucent (190).

Heat Resistant Plastic Tray and Lid Color: Amber (150).

Co-Polymer is not NSF Listed.

Not for use in heated carts.



### Camwear


NSF 3 PRORATED




133  
Beige

### Co-Polymer

2 PRORATED



161  
Tan



167  
Brown

### Heat Resistant Plastic

NSF 3 PRORATED



150  
Amber



853FCW/853FCP/853FH

CODE	DESCRIPTION	DIMENSIONS W x L x D
<b>Camwear</b>		
853FCW	Compartments	16 x 22,1 x 4,8 cm
853FCWC	Lid for 853FCW	17,1 x 22,4 x 0,6
<b>Co-Polymer</b>		
853FCP	Compartments	16 x 22,1 x 4,8
853FCPC	Lid for 853FCP	17,1 x 22,4 x 0,6
<b>Heat Resistant Plastic</b>		
853FH	Compartments	16 x 22,1 x 4,8
853FHC	Lid for 853FH	17,1 x 22,4 x 0,6

Case Pack: 24

## COMPARTMENT SERVING TRAYS

- For cafeteria-style feeding in high security environments.
- Compartment configurations designed to meet all menu requirements.
- Trapezoid Compartment Trays space saving for self serve correctional facility feeding.

**Camwear 6-Compartment Colors:** Navy (186), Cranberry (416), Yellow (145), Sherwood Green (119), Beige (133), Black (110).

**5-Compartment Color:** Beige (133).

**Co-Polymer Color:** Tan (161).

14105CP is not NSF Listed.

Trapezoid Compartment Trays are covered by the following U.S. Patent D 508,634.



### Camwear®



### Co-Polymer



10146CW

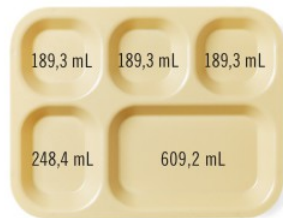
NT9CP Co-Polymer Cup:  
For details contact your  
Cambro representative.



10145CW



10146CW



14105CW / 14105CP

CODE	DESCRIPTION	DIMENSIONS W x L x D	CASE PACK
<b>Camwear</b>			
10146CW	6 compartments	25,4 x 36,8 x 2,4	24
14105CW	5 compartments	27,2 x 35,2 x 2,9	24
10145CW	5 compartments	25,4 x 36,8 x 2,4	24
<b>Co-Polymer - BPA FREE</b>			
14105CP	5 compartments	27,2 x 35,2 x 2,9	24

## MARKET TRAYS AND PANS

### SPECIFICATIONS

Material	Fiberglass layers + polyester resin
Surface Characteristic	Smooth
Performance	Excellent
Stacking Lugs	Yes
Dishwasher Safe	Yes – Extensive
Chemical Resistance	Good
Drying Test	Excellent
Shock Resistance	Excellent
Break Resistance	Good
Scratch Resistance	Good
Stain Resistance	Excellent
Heat Resistance	-10° to +100°C‡

‡Not for use in heated carts.


### RECOMMENDED USE

Moderate Traffic /  
Economic Priority  
– Deli / Buffet Displays

**Colors:** Yellow (145)\*\*, Blue (142),  
Green (140), White (148), Black (110).

\*Special order item not carried in stock  
– non-returnable.

\*\*NSF listed for non-direct food  
contact only.



CODE	DIMENSIONS W x L x D	CASE PACK
<b>Market Trays</b>		
630MT*	16,4 x 76,2 x 1,9 cm	12
826MT*	21,6 x 64,1 x 1,9	12
830MT*	21,4 x 76,2 x 1,9	12
913MT*	22 x 31,6 x 2,1	12
918MT*	22 x 45,7 x 2,1	12
926MT*	22,5 x 64,9 x 2,5	12
1015MT*	25,7 x 38,1 x 1,9	24
1030MT*	26,5 x 76,2 x 1,9	12
1218MT*	29,2 x 45,1 x 2,5	12
1224MT*	31,6 x 61 x 1,9	12
1230MT*	31,6 x 76,2 x 1,9	12
1318MT*	32,1 x 45,1 x 2,7	12
1826MT*	45,2 x 65,2 x 2,7	6
2025MT*	52,7 x 64,9 x 2,1	6
<b>Market Pans</b>		
6302MT*	16,7 x 76,2 x 5,1	12
8262MT*	21,5 x 64,1 x 5,1	12
8302MT*	21,4 x 76,2 x 5,1	12
92615MT*	22,5 x 64,8 x 3,8	12
10302MT*	26,5 x 76,2 x 5,1	12

## CAMDUCTION® COMPLETE HEAT SYSTEM – HOT MEAL DELIVERY SYSTEM



Camduction innovative hot meal delivery system is fast and efficient. Camduction is perfect for any facility with a hot tray line system. One charger can accommodate up to 300 meals per service.

Camduction Charger covered by U.S. Patent 8,263,906 B2.  
Camduction Base covered by U.S. Patent D630,897 S.

Camduction Charger comes with 1 year warranty.

### STOCK PRODUCTS & COLORS AVAILABLE IN OUR EUROPEAN WAREHOUSES

MDSDC9X5EU24V: (000)  
MNSCDB9EU24V: (487), (497)

1

Quickly and efficiently heats up to 20 Camduction bases at one time. Initial start-up takes approximately 4 - 6 minutes.

Supports up to 5 trays per minute, improving operational efficiency.

Holds hot foods safe at 60°C or higher for up to 60 minutes. Based on voltage supply.



Energy efficient unit turns off after 60 minutes of inactivity.



Camduction charger is made of high-grade, durable stainless steel that remains cool to the touch.

Easy to operate: amber slot LED indicates bases are heating. Green light indicates ready.

Independent functionality of each compartment reduces the risk of service interruption.

Specify cord and plug for country of usage.


### Camduction Charger and Base



The Camduction Base provides reliable hot temperature retention.

CODE	MDSDC9X5EU24V
DESCRIPTION	Camduction base charger, three phase
CAPACITY	20 Bases
OVERALL DIMENSIONS W x D x H	76,2 x 47,9 x 87,9 cm
VOLTAGE / PHASE	PE AC 380-480V, three phase
AMPS / HERTZ	16, 50/60
PLUG TYPE	Available in multiple plug types
ELECTRICAL CORD	2 m
INITIAL HEAT UP TIME	4 - 6 minutes
ALL INDICATOR LIGHTS	LED
UNIT WEIGHT	52,6 kg
CASE PACK	1

Color: Stainless Steel (000).

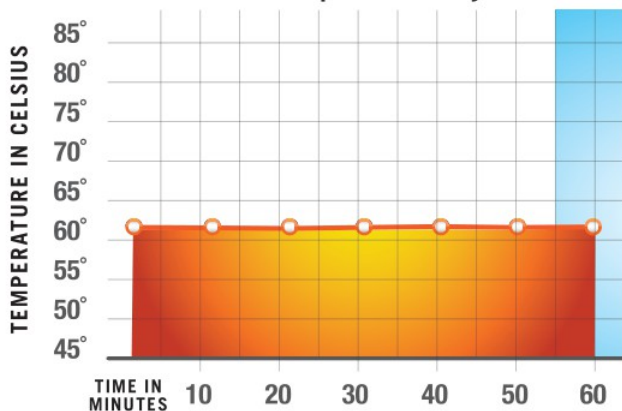
CODE	MNSCDB9EU24V 
DESCRIPTION	Camduction base holds 22,86 cm plate
OUTSIDE DIAMETER	24,31 cm
OUTSIDE HEIGHT	2,26 cm
FULL-SIZE CAMRACK®	PR59314
CASE PACK	12

# CAMDUCTION® COMPLETE HEAT SYSTEM – HOT MEAL DELIVERY SYSTEM



- Cool rims are safe to touch.
- Bases are durable and dishwasher safe.
- Resistant to chips, cracks, and breaks.
- Bases and Domes are available in navy blue and cranberry.
- Energy Efficient Unit goes in to heat retention mode. Keeps bases hot and saves energy.

The Results of the Camduction Complete Heat System



Results based on heated plate between 90°-100°C and hot food at approximately 85°C.

**NOTE:** Operator results may vary based on menu items and starting temperatures.

## The Camduction Base System

A heated Camduction Base, combined with a properly heated 22,8 cm Cambro Ceramic Plate, covered with a Cambro Shoreline Insulated Dome will hold hot food at safe temperatures 65°C or higher for up to 60 minutes.



**2** 2 year pro-rated warranty on Bases.



Cranberry



Navy Blue



Safe to the touch even when fully charged.

# TEMPERATURE RETENTION SYSTEMS



Cambro offers an array of products that support a variety of temperature retention systems. As each facility has its own separate needs and challenges, different serving solutions are needed.

**MDESCDB9, HK39B, MDS09 and MDSL9**  
**Colors:** Meadow (447), Wheat (457), Speckled Gray (480), Cranberry (487), Navy Blue (497), Black (110), Smoked Metal (485)\*.  
**MDSPL Color:** (000).  
**MDSPC9 Color:** Black (110).  
**MDSP9 Color:** Dark Gray (477).

**MDSPL Color:** (000).  
 \*Only available for Harbor Dome and Camduction Base.  
 MDSPL not NSF listed.  
 MDESCDB9 is covered by U.S. Patent D 630, 8975 S and 8,263,906 B2.

**STOCK PRODUCTS & COLORS AVAILABLE IN OUR EUROPEAN WAREHOUSES**

**MDESCDB9EU24V:** (487), (497)




## Camduction®




- A. Insulated Dome
- B. 22,86 cm Ceramic Plate
- C. Camduction Base

## Insulated Base




- A. Insulated Dome
- B. 22,86 cm Ceramic Plate
- C. Heat Keeper Insulated Base

## Thermal Pellet



- A. Insulated Dome
- B. 22,86 cm Ceramic Plate
- C. Hot Thermal Pellet
- D. Underliner

## Cold Pellet



- A. Insulated Dome
- B. 22,86 cm Ceramic Plate
- C. Cold Pellet
- D. Underliner

## Camduction Complete Heat System

The most efficient heat retention solution, holds hot food at safe temperatures 65°C or higher for up to 60 minutes.

- Camduction Bases are durable and dishwasher safe.
- Resistant to chips, cracks and breaks.
- Revolutionary technology eliminates errors or issues with spikes in voltage.



**MDESCDB9EU24V**  
 Camduction base holds 22,86 cm plate  
**OUTSIDE DIAMETER:** 24,31 cm  
**OUTSIDE HEIGHT:** 2,26 cm  
**FULL-SIZE CAMRACK®:** PR59314  
**Case Pack:** 12

## Heat Keeper Insulating Base System

The cost-effective solution for heat retention, holds temperature for 20 minutes or more.

- Resists stains, odors and scratches.



**HK39B**  
 Insulating base holds 22,86 cm plate  
**OUTSIDE DIAMETER:** 24,48 cm  
**OUTSIDE HEIGHT:** 4,07 cm  
**FULL-SIZE CAMRACK:** PR59314  
**Case Pack:** 12

# MEAL DELIVERY WARE SYSTEM – THE HARBOR COLLECTION



- Attractive design provides a pleasant dining experience.
- Supports temperature maintenance.
- Available in six popular colors to complement any decor.
- Mugs and bowls fit existing line of Cambro disposable CamLids® for Shoreline Collection.
- Made of polypropylene, won't chip or break.

- High temperature dishwasher safe.
- Dome fits 22,86 cm plate.
- Works with all Cambro Temperature Retention Systems, Camduction® Complete Heat System, Camtherm® Thermal Pellet System, Heat Keeper Insulating Base System and Camchiller® Pellet System.

Cambro insulated ware is not recommended for use in a microwave oven as this will increase the likelihood of staining and cracking, neither of which is covered under the manufacturers warranty.

Insulated Harbor bowl is covered by U.S. Patent D795,017 S.



CODE	MDSHD9	MDSHB5	MDSHB9	MDSHM8
DESCRIPTION	Insulated dome covers 22,86 cm plate	Insulated small bowl	Insulated large bowl	Insulated mug
LID CODE	—	CLSM8B5, CLRSM8B5	CLSB9, CLRSB9	CLSM8B5, CLSM8B5, CLRSM8B5
APPROX. CAPACITY	—	150 mL	270 mL	240 mL
OUTSIDE DIAMETER	25,94 cm	8,89 cm	11,11 cm	11,43 cm
HEIGHT	8,17 cm	6,1 cm	6,1 cm	10,16 cm
FULL-SIZE CAMRACK®	PR59314	16C414	9S318	16C414
CASE PACK	12	48	48	48

### Harbor Meal Delivery Ware Colors:



# MEAL DELIVERY WARE SYSTEM – THE SHORELINE COLLECTION



- Classic design, high performance, and unequalled safety at a budget-friendly price.
- Works with all Cambro Temperature Retention Systems, Camduction® Complete Heat System, Camtherm® Thermal Pellet System, Heat Keeper Insulating Base System and Camchiller® Pellet System.
- Mugs and bowls fit Cambro disposable CamLids®.
- Domes and delivery ware are made of durable polypropylene.

Cambro insulated ware is not recommended for use in a microwave oven as this will increase the likelihood of staining and cracking, neither of which is covered under the manufacturers warranty.



### STOCK PRODUCTS & COLORS AVAILABLE IN OUR EUROPEAN WAREHOUSES

MDSB9, MDSL09, MDSB16, MDS09, MDSM8, MDSB5: (487), (497)

## Insulated Meal Delivery Ware



CODE	MDS09	MDSL09	MDSM8	MDSB5	MDSB9	MDSB16
DESCRIPTION	Insulated dome covers 22,86 cm plate	Low profile insulated dome covers 22,86 cm plate	Insulated mug	Insulated sm. Bowl	Insulated lg. Bowl	Insulated entree bowl
LID CODE	—	—	CLSM8B5, CLSM8B5, CLSM8B5	CLSM8B5, CLSM8B5, CLSM8B5	CLSB9, CLRSB9	CLRSB16
APPROX. CAPACITY	—	—	240 mL	150 mL	270 mL	500 mL
OUTSIDE DIAMETER	25,94 cm	25,94 cm	8,89 cm*	8,89 cm	11,11 cm	13,65 cm
HEIGHT	8,17 cm	6,99 cm	10,16 cm	6,1 cm	6,1 cm	6,1 cm
FULL-SIZE CAMRACK®	PR59314	PR59314	16C414	16C414	9S318	9S318
CASE PACK	12	12	48	48	48	48

\*MDSM8 Diameter 11,43 cm with Handle.

### Shoreline Meal Delivery Ware Colors:



## Disposable Lids for Meal Delivery Ware



LID CODE	CLSM8B5	CLSB9	CLSM8B5
DESCRIPTION	Sm. disp. lid	Lg. disp. lid	Disp. sip lid
FITS	MDSB5, MDSM8, MDSHB5	MDSB9, MDSHB9	MDSB5, MDSM8, MDSHM8
OUTSIDE DIAMETER	9,1 cm	11,28 cm	9,1 cm
HEIGHT	0,76 cm	0,76 cm	1,9 cm
CASE PACK	1,500	1,000	1,000

CLSM8B5, CLSB9 Color: Translucent (190). CLSM8B5 Color: White (148). Sold in full cases only. No broken cartons.





## TEMPERATURE RETENTION SYSTEMS



### Camtherm® Thermal Pellet System

The perfect choice for maximum heat retention, holds temperature for 60 minutes or more.

- Holds heat at its core to keep hot foods at safe temperatures.
- Stays 11°C cooler on the edge than metal pellets to protect staff and patients from burns.
- Is a high-density plastic material that won't dent like metal pellets.



**MDSP9**  
Thermal pellet holds 22,86 cm plate  
**OUTSIDE DIAMETER:** 24 cm  
**OUTSIDE HEIGHT:** 4,45 cm  
**FULL-SIZE CAMRACK®:** PR59314  
**Case Pack:** 12



**MDSL9**  
Pellet underliner holds 24,13 cm pellet  
**OUTSIDE DIAMETER:** 24,29 cm  
**OUTSIDE HEIGHT:** 4,6 cm  
**FULL-SIZE CAMRACK:** PR59314  
**Case Pack:** 12



**MDSPL**  
Camtherm thermal pellet lifter  
**OUTSIDE DIAMETER:** 8 cm  
**OUTSIDE HEIGHT:** 7,6 cm  
**Case Pack:** 1

### Camchiller® Pellet System

Keeps cold food below or at 4°C for up to 45 minutes when used with a chilled plate and insulated dome.

- Shatter-resistant at freezing temperature.
- Stackable for easy transport and storage.
- Can be used with or without an underliner.
- High-temperature dishwasher safe.



**MDSPC9**  
Camchiller pellet holds 22,86 cm plate  
**OUTSIDE DIAMETER:** 24,31 cm  
**OUTSIDE HEIGHT:** 3,42 cm  
**FULL-SIZE CAMRACK:** PR59314  
**Case Pack:** 12



**MDSL9**  
Pellet underliner holds 24,13 cm pellet  
**OUTSIDE DIAMETER:** 24,29 cm  
**OUTSIDE HEIGHT:** 4,6 cm  
**FULL-SIZE CAMRACK:** PR59314  
**Case Pack:** 12

**STOCK PRODUCTS & COLORS AVAILABLE IN OUR EUROPEAN WAREHOUSE**

MDSPL9: (477)  
MDSL9: (487), (497)

### Domes, Plate Cover and Plate for all Cambro Temperature Retention Systems

**STOCK PRODUCTS & COLORS AVAILABLE IN OUR EUROPEAN WAREHOUSE**

MDS9, MDSL9: (487), (497)  
MDSPL9: (148)



CODE	MDS9	MDSL9	MDSHD9	909CW	MDSPLT9
DESCRIPTION	Insulated dome covers 22,86 cm plate	Low profile insulated dome covers 22,86 cm plate	Insulated dome cover for 22,86 cm plate	Camwear Camcover	Ceramic plate
OUTSIDE DIAMETER	25,94 cm	25,94 cm	25,94 cm	26,2 cm	22,86 cm
OUTSIDE HEIGHT	8,17 cm	6,99 cm	8,17 cm	6,99 cm	2,54 cm
FULL-SIZE CAMRACK	PR59314	PR59314	PR59314	PR59314	PR314
CASE PACK	12	12	12	12	24

MDS9, MDSL9 and MDSHD9 Colors: Meadow (447), Wheat (457), Speckled Gray (480), Cranberry (487), Navy Blue (497), Black (110), Smoked Metal (485)\*.  
909CW Colors: Clear (152), Amber (153), Beige (133), Silver (486). MDSPLT9 Color: White (148). \*Smoked Meal (485) only available for Harbor Dome.  
MDSPLT9 Sold in full cases only.



# REUSABLE CAMLIDS® FOR MEAL DELIVERY SYSTEMS

- Save up to 75% in lid costs each year.
- Reduce your waste-stream significantly each year when you switch from disposables to reusables.
- Dishwasher safe.
- Made of durable polypropylene.
- Fits both Shoreline and Harbor Collection mugs and bowls.
- Contact your Cambro Sales Representative for a Customized Savings Calculator!

**Reusable CamLid Color:** White (148).  
**Camrack Wash and Store Rack Color:** Kelly Green (452).  
**Camrack Base Full Size Color:** Soft Grey (151).

**Full Rack Cover Color:** Grey (180).  
 CLRWSR36 is covered under U.S. patent D 617,069.  
 Full Rack Cover not NSF certified.



**STOCK PRODUCTS & COLORS AVAILABLE IN OUR EUROPEAN WAREHOUSE**


CLRSB9: (490)  
 CLRWSR36: (452)  
 BR578: (110), (163), (167), (168), (184), (186), (414), (416), (119), (151)  
 DRC2020: (180)  
 E3: (151)  
 CRPHDG2878: (000)

Visit [www.cambro.com/savemoney](http://www.cambro.com/savemoney) for a Customized Savings Calculator!



## Camrack® Wash and Store Rack

- Designed for safe and secure washing and storing of Reusable CamLids, CLRSB9 and CLRSM8B5 only.
- Each Camrack Wash and Store Rack holds 36 Reusable CamLids.
- 2 Wash and Store Racks fit in a Full Size Base Rack.



CODE	DESCRIPTION	DIMENSIONS	CASE PACK
<b>Reusable CamLids</b>			
CLRSM8B5	Fits 240 mL mug and 150 mL bowl	H x Dia. 0,71 x 9,05 cm	240
CLRSB9	Fits 270 mL bowl	0,71 x 11,32	240
CLRSB16	Fits 500 mL bowl	0,71 x 13,97	240
<b>Accessories for CLRSM8B5 and CLRSB9</b>			
CLRWSR36	Camrack wash and store rack to wash 36 reusable lids	L x W x H 20,96 x 45,4 x 13,97	4
BR578	Camrack full size base rack with 2 extenders	50 x 50 x 18,4	4
DRC2020	Full rack cover	50 x 50 x 2,4	1
<b>Accessories for CLRSB16</b>			
PR500	9 x 9 peg rack with 1 extender	L x W x H 50,17 x 50,17 x 14,29	5
E3	Full size open extender	50,17 x 50,17 x 2	12
CRPHDG2878	Full size square hold down grid	46,67 x 46,67	6

Reusable CamLids sold in cases only. No broken cartons.

## HEALTHCARE TUMBLER, SWIRL BOWL AND DISPOSABLE CAMLIDS®

### Lido® Tumblers with Disposable Lids



TUMBLER CODE	LDT6	LDT9
LID CODE	CLST6	CL900P
TUMBLER CAPACITY	177 mL	266 mL
CASE PACK TUMBLER / LID	36 / 1,000	36 / 1,000

Color: Translucent (190). Sold in full cases only. No broken cartons.

The 6 & 9 ounce Lido tumblers are marked with 2 ounce increments from the top down for easy patient liquid intake recording.

### Laguna® Tumblers with Disposable Lids



TUMBLER CODE	LT6	LT10	LT12
LID CODE	CLLT6	CLLT10	CLLT12
TUMBLER CAPACITY	177,4 mL	295,7 mL	354,9 mL
CASE PACK TUMBLER / LID	36 / 1,500	36 / 1,000	36 / 1,000

Color: Translucent (190). Sold in full cases only. No broken cartons.

### Swirl Bowl with Disposable Lids



SWIRL BOWL CODE	SRB5CW / SRB5
LID CODE	CLSRB5
SWIRL BOWL CAPACITY	148 mL
CASE PACK BOWL / LID	24 / 1,000

Color: Clear (152). Made of (P.E.T.). Sold in full cases only. No broken cartons.

### Colorware Tumblers with Disposable Lids



TUMBLER CODE	500P / 500P2	800P / 800P2	900P / 900P2	950P / 950P2
LID CODE	CLJ6	CL800P	CL900P	CL950P
TUMBLER CAPACITY	154 mL	236,6 mL	287 mL	290 mL
CASE PACK TUMBLER / LID	72 / 24 / 1,000	72 / 24 / 1,000	72 / 24 / 1,000	72 / 24 / 1,000

Color: Translucent (190). Sold in full cases only. No broken cartons.

### Newport Tumblers with Disposable Lids



TUMBLER CODE	NT5	NT8	NT9	NT10	NT12
LID CODE	CLNT5	CLNT8	CLNT9	CLNT10	CLNT12
TUMBLER CAPACITY	189 mL	228 mL	266 mL	300 mL	373 mL
CASE PACK TUMBLER / LID	36 / 1,500	36 / 1,000	36 / 1,000	36 / 1,000	36 / 1,000

Color: Translucent (190). Sold in full cases only. No broken cartons.



## CAMSHELVING® HYGIENIC DRYING RACKS

- Keep tray line and warewashing areas organized and prevent wet stacking by storing newly washed products upright for faster drying before storing.
- Non-corrosive, break resistant and easy to assemble.
- Mobile racks allow for easy floor clean up and maneuverability.
- Drying cradles are removable and are high temperature dishwasher safe.
- Combine individual drying cradles to build custom drying racks on 600 mm deep Camshelving units.
- Lifetime warranty against rust and corrosion on posts and traverses.
- Drying Cradles are made of high impact ABS material.

\*Camshelving Premium Series Color: Speckled White (490).

\*\*Drying Cradle Color: Soft Gray (151).

**Casters:**

4 Premium Casters: (2 swivel with total locking brake, 2 swivel with no brake).



### Vertical Drying and Storage Rack

- Securely holds various sizes of trays, cutting boards, baking sheet pans, lids and plates 20,5 to 34,3 cm.
- Drying Cradles are installed directly onto shelf traverses.
- Fits 600 mm shelves.

7-Slot Drying Cradle is covered by U.S. Patent D 663,912 S.



**STOCK PRODUCTS & COLORS AVAILABLE IN OUR EUROPEAN WAREHOUSE**

CSDR7, CSDR73: (151)  
MPMU61117DRPKG, MPMU61317DRPKG: (490)



CSDR7  
7-Slot Drying Cradle  
Width Per Slot: 3,3 cm

CODE	DESCRIPTION	DIMENSIONS D x L x H	HOLDING CAPACITY	CASE PACK
<b>Camshelving Premium*</b>				
MPMU61117DRPKG	Vertical drying rack	600 x 1180 x 1790 mm	84 Trays	1
MPMU61317DRPKG	Vertical drying rack	600 x 1380 x 1790	105	1
<b>Drying Cradles**</b>				
CSDR7	7-Slot drying cradle	597 x 260 x 95	—	1
CSDR73	7-Slot drying cradle	597 x 260 x 95	—	3

Drying Cradles fit on Camshelving Premium Series, mobile or stationary 600 mm deep shelves.

**Package Includes:** Pre-assembled mobile post kits, 6 traverses for each model, 12 or 15 drying cradles and premium swivel casters with total locking brake. Assembly required.



MPMU61117DRPKG  
Camshelving Premium



# CAMSHELVING® HYGIENIC DRYING RACKS

## Angled Drying and Storage Rack

- Securely holds up to 128 meal delivery Pellets/Bases or a variety of food pan sizes, pots and kitchen wares.
- Drying Cradles are installed directly onto shelf traverses.
- Fits 600 mm shelves.


\*Camshelving Premium Series Color: Speckled White (490).  
 \*\*Drying Cradle Color: Soft Gray (151).

8-Slot Drying Cradle is covered by U.S. Patent D739,989 S.



**STOCK PRODUCTS & COLORS AVAILABLE IN OUR EUROPEAN WAREHOUSE**

CSDR8, CSDR84: (151)  
 MPMU61217PDPKG: (490)



CSDR8  
 8-Slot Drying Cradle  
 Width Per Slot: 6 cm

CODE	DESCRIPTION	DIMENSIONS D x L x H	HOLDING CAPACITY	CASE PACK
<b>Camshelving Premium*</b>				
MPMU61217PDPKG	Angled drying rack	600 x 1280 x 1790 mm	128 pellets and bases or 16 GN 1/1 food pans	1
<b>Drying Cradles**</b>				
CSDR8	8-Slot drying cradle	592 x 263 x 160	—	1
CSDR84	8-Slot drying cradle	592 x 263 x 160	—	4

Individual Drying Cradles fit on Camshelving Premium Series 600 mm deep shelves only, mobile or stationary.  
**Package Includes:** Units ship complete with 2 mobile post kits, 8 traverses, 16 angled drying cradles and premium swivel casters with total locking brake. Assembly required.



MPMU61217PDPKG  
 Camshelving Premium

## Dome Drying and Storage Rack

- Securely holds 100 meal delivery domes.
- Drying Cradles are installed directly onto shelf traverses.
- Fits 600 mm shelves.

\*Camshelving Premium Series Color: Speckled White (490).  
 \*\*Drying Cradle Color: Soft Gray (151).

10-Slot Drying Cradle is covered by U.S. Patent D 736,488 S.



**STOCK PRODUCTS & COLORS AVAILABLE IN OUR EUROPEAN WAREHOUSE**

CSDDC24, CSDDC245: (151)  
 MPMU6917DDPKG: (490)



CSDDC24  
 10-Slot Drying Cradle  
 Width Per Slot: 7,8 cm

CODE	DESCRIPTION	DIMENSIONS D x L x H	HOLDING CAPACITY	CASE PACK
<b>Camshelving Premium*</b>				
MPMU6917DDPKG	Dome drying rack	600 x 980 x 1790 mm	100 Domes	1
<b>Drying Cradles**</b>				
CSDDC24	10-Slot drying cradle	597 x 415 x 86	—	1
CSDDC245	10-Slot drying cradle	597 x 415 x 86	—	5

Individual Drying Cradles fit on Camshelving Premium Series 600 mm deep shelves only, mobile or stationary.  
**Package Includes:** Pre-assembled mobile post kits, 10 traverses, 10 drying cradles and premium swivel casters with total locking brake. Assembly required.



MPMU6917DDPKG  
 Camshelving Premium

## TABLOTHERM CAM GOBOX® MEAL DELIVERY SYSTEM

The Tablotherm Cam GoBox is the cost-effective solution for delivering single-served meals. This lightweight insulated tray separates hot and cold foods, keeping meals at safe temperatures for up to 60 minutes. Extra compartments can be used for beverages and snacks for a convenient and complete meal delivery.

Lids 122701118, 122700021 and 122700023 are BPA Free.



Made of expanded polypropylene.

Excellent insulation and temperature retention.

Maintains hot and cold foods safe in one unit for up to 60 minutes.

Stackable, lightweight individual meal delivery system for easy transportation and storage.

# TABLOTHERM CAM GOBOX® MEAL DELIVERY SYSTEM



**ITENEPP**  
EPP Tablotherm without dishes  
**EXTERIOR DIM.** L x W x H:  
37 x 53 x 11,8 cm  
**UNIT WEIGHT:** 0,55 kg  
**Case Pack:** 1 **Color:** Grey (107).



**ITENEPP1118**  
EPP Tablotherm with dishes -  
2 rectangular dishes 11 x 18 cm,  
2 bowls 14 cm, reusable covers  
**EXTERIOR DIM.** L x W x H:  
37 x 53 x 11,8 cm  
**UNIT WEIGHT:** 2,53 kg  
**Case Pack:** 1 **Color:** Grey (107).



**ITENEPP21**  
EPP Tablotherm with dishes -  
1 plate 21 cm, 2 bowls 14 cm,  
reusable covers  
**EXTERIOR DIM.** L x W x H:  
37 x 53 x 11,8 cm  
**UNIT WEIGHT:** 2,27 kg  
**Case Pack:** 1 **Color:** Grey (107).



**ITENEPP23**  
EPP Tablotherm with dishes -  
1 two-compartment plate 23 cm,  
2 bowls 14 cm, reusable covers  
**EXTERIOR DIM.** L x W x H:  
37 x 53 x 11,8 cm  
**UNIT WEIGHT:** 2,32 kg  
**Case Pack:** 1 **Color:** Grey (107).



**ITENEPP1118H**  
EPP Tablotherm with dishes - 2  
rectangular dishes 11 x 18 cm, 2  
Shoreline bowls MDSB16 (13,6 cm)  
(500 mL), 2 reusable covers CLRSB16  
**EXTERIOR DIM.** L x W x H:  
37 x 53 x 11,8 cm  
**UNIT WEIGHT:** 1,82 kg  
**Case Pack:** 1 **Color:** Grey (107).



**ITENEPP21H**  
EPP Tablotherm with dishes - 1 plate  
21 cm, 2 Shoreline bowls MDSB16  
(13,6 cm) (500 mL), 2 reusable  
covers CLRSB16  
**EXTERIOR DIM.** L x W x H:  
37 x 53 x 11,8 cm  
**UNIT WEIGHT:** 1,57 kg  
**Case Pack:** 1 **Color:** Grey (107).



**ITENEPP23H**  
EPP Tablotherm with dishes - 1  
two-compartment plate 23 cm, 2  
Shoreline bowls MDSB16 (13,6 cm)  
(500 mL), 2 reusable covers CLRSB16  
**EXTERIOR DIM.** L x W x H:  
37 x 53 x 11,8 cm  
**UNIT WEIGHT:** 1,62 kg  
**Case Pack:** 1 **Color:** Grey (107).

**STOCK PRODUCTS & COLORS  
AVAILABLE IN OUR EUROPEAN  
WAREHOUSE**

All TABLOTHERM CAM GOBOXES: (107)  
122401118, 122601118, 122400021,  
122600021, 122400023, 122600023,  
122500014, 122700014: (000)  
MDSB16: (480)

## Ceramicware



CODE	122401118	122701118	122400021	122700021	122400023	122700023	122500014	122700014	MDSB16
DESCRIPTION	Porcelain rectangular dish	Rectangular dish cover for 122400018	Porcelain plate	Plate cover for 122400021	2-compartment porcelain plate	Plate cover for 122400023	Porcelain bowl 14 cm	Bowl cover	Insulated Shoreline bowl - 500 mL
EXTERIOR DIM. (CM)	11 x 18	11 x 18	Ø 21	Ø 21,5	Ø 23	Ø 23,5	Ø 14 x 0,7	Ø 14,5	Ø 13,6 x 6
UNIT WEIGHT (KG)	0,45	0,06	0,58	0,18	0,6	0,2	0,44	0,04	0,13
Case Pack:	1 <b>Color:</b> (000).								

## TABLOTHERM MEAL DELIVERY SYSTEM

### The ideal single-serve meal delivery system for in-home service

- Transport and serve hot and cold food in one complete unit.
- Maintain safe food temperatures for over 1 hour.\*
- Lightweight design makes transportation easy and convenient.
- Two sizes accommodate a variety of meal options.
- Dishwasher safe.



Tablotherms stack for easy transportation and storage.



Molded-in dimples secure the sealed lids on dishware to prevent spills and enhances temperature retention.

Break-resistant china dishware.

Compact design makes transport easy.

Safely hold hot and cold meals in one unit.



Meal set-up is convenient with Tablotherm trays and dishes.

<b>ITPD3253 model with Heated Pellet</b>	85°C	80°C	77°C	74°C	71°C
<b>ITPD3253 model without Heated Pellet</b>	85°C	72°C	68°C	64°C	—
<b>ITPD3753T model with Heated Pellet</b>	89°C	75°C	70°C	65°C	62°C
<b>ITPD3753T model without Heated Pellet</b>	87°C	67°C	60°C	—	—

Starting Temperature      20 min.      40 min.      1 hr.

\*With heated pellet. Not for use in heated carts.



## TABLOTERM INSULATED TRAYS

### Minimum Food & Plate

Temperature before Plating: 85° - 90°C



Only available from Cambro  
European Logistics (CEL), Germany.

### STOCK PRODUCTS & COLORS AVAILABLE IN OUR EUROPEAN WAREHOUSE

IT3253, IT3753T, ITPD3253, ITPD3753T,  
ITPD3753TH, 112 430 000, 122 400 050,  
122 450 050, 122 500 050, 122 600 050,  
122 650 050, 122 700 050, 122 201 050,  
122 200 050, 122 260 050: (000)  
MDSB16, MDSB9: (480)  
CLRSB9T, CLRSB16T: (490)  
165PW: (A42)



ITPD3753T - Euronorm size



Light gray polypropylene lid with integrated  
rubber seal. Lids cannot be used in microwave oven.

CODE	DESCRIPTION	DIMENSIONS W x L x H
<b>Tablotherm – Insulated Tray with Porcelain Dishes, seal covers and pellet</b>		
ITPD3753T	Euronorm insulated tray including: 1 ea. two-compartment plate (122 400 050), 1 ea. reusable cover (122 600 050), 1 ea. Pellet (165PW), 3 ea. multi-purpose bowls: 2 ea. 400 mL (122 500 050), 1 ea. 500 mL (122 450 050) and 3 ea. reusable covers: 2 ea. (122 700 050) and 1 ea. (122 650 050)	37 x 53 x 10,5 cm
<b>Tablotherm – Insulated Tray without porcelain dishes, seal covers and pellet</b>		
IT3753T	Euronorm insulated tray – empty	37 x 53 x 10,5
<b>Porcelain dishes</b>		
122 400 050	Two compartment plate. Outside ø 254 mm capacity 750 mL (white)	—
122 450 050	Multi-purpose bowl. Outside ø 142,2 mm capacity 500 mL (white)	—
122 500 050	Multi-purpose bowl. Outside ø 120 mm capacity 400 mL (white)	—
<b>Reusable polypropylene covers, light gray with integrated rubber seal</b>		
122 600 050	For two compartment plate	—
122 650 050	For multi-purpose bowl – 500 mL	—
122 700 050	For multi-purpose bowl – 400 mL	—
<b>Pellet System</b>		
165PW	SMC pellet ø 16,5 cm	—
<b>Menu card</b>		
112 430 000	Yellow menu cards 100 x 70 mm	—
<b>Latches</b>		
122 201 050	Latches with menu card holder (IT3753T, ITPD3753T)	—
122 200 050	Latches without menu card holder (IT3753T, ITPD3753T)	—
122 260 050	Latches and screw kit: 1 ea. latch, 4 ea. screws (IT3753T, ITPD3753T)	—
<b>Tablotherm with Insulated Dishware</b>		
ITPD3753TH	1 ea. two-compartment plate (122 400 050), 1 ea. reusable cover (122 600 050), 1 ea. Pellet (165PW), 3 ea. multi-purpose bowls: 2 ea. 270 mL (MDSB9), 1 ea. 500 mL (MDSB16) and 3 ea. reusable covers: 2 ea. (CLRSB9T) and 1 ea. (CLRSB16T)	37 x 53 x 10,5
<b>Insulated Dishware for ITPD3753TH</b>		
MDSB9	Insulated large bowl. Outside ø 111,1 mm – 270 mL	—
MDSB16	Insulated entree bowl. Outside ø 136,5 mm – 500 mL	—
CLRSB9T	Reusable CamLid® – 270 mL	—
CLRSB16T	Reusable CamLid – 500 mL	—

ITPD3753T, IT3753T, ITPD3753TH Color: Gray and Blue. ITPD3253, IT3253 Color: Two Tone Gray. 165PW Color: (A42).  
MDSB16, MDSB9 Color: Speckled Gray (480). CLRSB16T, CLRSB9T Color: Speckled White (490). 165PW Case Pack: 1 Each.  
For a complete guide to maximizing heat retention, contact your Cambro representative.

# ANTIMICROBIAL CAMGUARD® VERSA TRAYS


- High performance polyester tray for ultra-intensive use.
- Built-in antibacterial protection eliminates bacteria between tray washings and will not wash off or wear away for the life of the tray.
- Reinforced polyester corners provide superior corner and edge protection against impact.
- Stacking lugs allow air circulation for fast drying and perfect stacking.
- Temperature range resistance from -40° to 140°C. ‡
- Dishwasher safe – Wash as often and as frequently as needed.

‡ Not for use in heated carts.




**Minimum quantity order from CEL:**  
 Non-stock item 240 pieces.  
 No broken carton.

**Only available from Cambro European Logistics (CEL), Germany.**



High Profile Shape      Low Profile Design Shape



Flat Edge Shape



Trays have built-in antimicrobial properties to protect against mildew growth and bacterial odors. This protection will not wash or wear off.

**Unprotected Surface versus Camguard Protected Surface 24 Hour Test.**

Unprotected

Protected with Camguard

CODE	DIMENSIONS
<b>Versa Trays – High Profile Shape</b>	
VT1418AB	35,5 x 45,7 cm
VT3343AB	33 x 43
<b>Versa Century™ Trays – Low Profile Design Shape</b>	
VT3646CAB	35,5 x 45,7
VT3343CAB	32,9 x 42,9
<b>Versa Trays – Flat Edge Shape</b>	
GP1070AB*	26,5 x 32,5
GP1080AB*	26,5 x 37
GP3980AB*	37 x 53
GP4002AB*	32,5 x 53

**Case Pack: 12**  
 \*Designed with reinforced corners for automatic off-stacking onto conveyor belt dishwashers.



Innovative low profile and low corner design increases space utilization of tray surface and customer comfort while eating.




Reinforced polyester corners provide superior corner and edge protection against impact.



Stacking lugs keep trays stacked securely in place and ensure proper air flow.

**Tray Color:**



A83  
 Granite

## POLYESTER DECORATED VERSA TRAYS WITH SMOOTH OR NON-SLIP SURFACE

- Reduce waste, save money and provide a stable tray surface for meal delivery.
- Switching from paper tray mats will generate annual savings of over 50%.
- Your Green Initiatives will get rapid results with the elimination of up to 10 tons of trash each year.
- High performance polyester tray for ultra-intensive use.
- Reinforced polyester corners provide superior corner and edge protection against impact.
- Stacking lugs allow air circulation for fast drying and perfect stacking.
- Dishwasher safe – Wash as often and as frequently as needed.

‡ Not for use in heated carts.

\*Designed with reinforced corners for automatic off-stacking onto conveyor belt dishwashers.

If you are using Thermo-Chemical Disinfection Equipment, please contact us. We will assist you finding the right tray for your application

**Personalization:** Contact your Cambro representative for pricing.



Flat Edge Shape

Only available from Cambro European Logistics (CEL), Germany.

**Minimum quantity order from CEL:**

Stock item one case, Non-stock item 120 pieces. No broken carton.



Non-Slip Trays grip firmly providing safer meal delivery service.

CODE	SIZE	CASE PACK
<b>Smooth surface – Flat Edge Shape</b>		
GP0540*	46 x 34,4 cm	12
GP3980*	53 x 37	12
GP4002*	53 x 32,5	12
GP4004	53 x 32,5	12

Temperature range resistance from -40° to 90°C.‡



PRORATED


CODE	SIZE	CASE PACK
<b>Non-slip surface – Flat Edge Shape</b>		
GP3980NS*	53 x 37 cm	12
GP4002NS*	53 x 32,5	12
GP0540NS*	46 x 34,4	12
GP1080NS*	37 x 26,5	12

Only available in colors: B22, B93, B99, B100.  
Temperature range resistance from -40° to 80°C.‡




PRORATED


**Patterns and Tray Base Colors:**



B101  
Brushed Steel on  
Light Grey Tray



B27  
Light Grey on  
Light Grey Tray



B95  
Pebbled White on  
Light Grey Tray




B93  
Titan on  
Granite Tray



B100  
Pebbled Black on  
Terrazzo Tray



B22  
Sahara on  
Sahara Tray



B99  
Pebbled Black on  
Light Grey Tray



B96  
Pebbled White on  
Terrazzo Tray



# POLYESTER NON-SLIP VERSA LITE TRAYS

- Non-Slip surface provides a better grip for safer meal delivery.
- Reduce your environmental waste-stream each year when you switch from paper tray mats to Non-Slip Versa Lite Trays.
- Standard performance polyester tray for intensive use.
- Reinforced polyester corners provide superior corner and edge protection against impact.
- Stacking lugs allow air circulation for fast drying and perfect stacking.
- Temperature range resistance from -40° to 80°C.‡
- Dishwasher safe – Wash up to 3 times per day.

**Colors:** Sahara on Sahara Tray (B22), Titan on Speckled Smoke Tray (B14), Sahara on Pearl White Tray (B11), Pebbled Black on Light Grey Tray (B99).

**Personalization:** Contact your Cambro representative for pricing.

‡ Not for use in heated carts.



## STOCK PRODUCTS & COLORS AVAILABLE IN OUR EUROPEAN WAREHOUSE

GL4002NS: (B22)

**Minimum quantity order from CEL:** Stock item one case, Non-stock item 120 pieces. No broken carton.

Only available from Cambro European Logistics (CEL), Germany.



High Profile Shape



Low Profile Design Shape



Flat Edge Shape



Versa Lite Century Trays have low edges and ergonomic corners that enhance comfort.



Stacking lugs keep trays stacked securely in place and ensure proper air flow.



Reinforced polyester corners provide superior corner and edge protection against impact.

CODE	DIMENSIONS
<b>Versa Lite Trays – High Profile Shape</b>	
VL1418NS	35,5 x 45,7 cm
VL3343NS	33 x 43
<b>Versa Lite Century™ Trays – Low Profile Design Shape</b>	
VL3646CNS	35,5 x 45,7
VL3343CNS	33 x 43
<b>Versa Lite Trays – Flat Edge Shape</b>	
GL3980NS*	37 x 53
GL4002NS*	32,5 x 53

**Case Pack:** 12  
\*Designed with reinforced corners for automatic off-stacking onto conveyor belt dishwashers.

### Tray Colors:



B22 Sahara on Sahara Tray



B99 Pebbled Black on Light Grey Tray



Non-Slip Trays grip firmly providing safer meal delivery service.



## NON-SLIP VERSA CAMTRAYS®

- Non-Slip Trays reduce waste, save money and provide a stable tray surface for meal delivery.
- Switching from paper tray mats will generate annual savings of over 50%.
- Green Initiatives will get rapid results with the elimination of tons of trash each year.
- Non-Slip Camtrays provide a better grip for safer meal delivery.
- Dishwasher safe in low and high temperatures.
- Stacking lugs keep trays in place and ensure proper airflow between trays.
- Temperature range resistance from -40° to 80°C.‡

**Camtray and Dietary Tray Colors:**  
 Black with Pebbled Black (382),  
 Pearl Gray with Titan (381),  
 Ivory with Sahara (380).

**Personalization:** Contact your Cambro representative for pricing.

‡ Not recommended for heated carts.

NSF Listed for non-direct food contact only.



Non-Slip trays grip table top items firmly.

CODE	DESCRIPTION	DIMENSIONS
1418VC	Non-Slip Versa Camtray	35,5 x 45,7 cm
1520VC	Non-Slip Versa Camtray	38 x 51

Case Pack: 12

## NON-SLIP VERSA CAMTRAYS FOR ROOM SERVICE

- Ergonomic handles allow for safe and elegant meal delivery.
- Trays fit within existing meal delivery carts that accommodate 35,5 x 45,7 or 38 x 51 cm trays.
- Non-Slip surface eliminates the need for tray mats saving time and money.
- Dishwasher safe at high and low temperatures.
- Stacking lugs allow for quick drying.
- Temperature range resistance from -40° to 80°C.‡
- 38 x 51 cm tray is ideal for room service.


**Room Service Tray Colors:**  
 Black with Pebbled Black (382),  
 Pearl Gray with Titan (381),  
 Ivory with Sahara (380).

**Personalization:** Contact your Cambro representative for pricing.

‡ Not recommended for heated carts.

Non-Slip Versa Camtrays for Room Service is covered by U.S. Patent D 683,191 S.

NSF Listed for non-direct food contact only.



High Profile Shape Flat Edge Shape



Black with Pebbled Black (382)

Pearl Gray with Titan (381)

Ivory with Sahara (380)

## CAMWEAR® NON-SLIP TRAY

- Ideal for healthcare patient meal delivery and in high-traffic cafeterias.
- Scratch-resistant, made of durable Camwear.
- Non-Slip eliminates the need for tray mats, saving time and money.
- Enhances stability, providing safer transport and service.
- Stacking lugs keep trays in place and ensure proper airflow between trays.
- Commercial dishwasher safe at high and low temperatures.
- Trays with handles are also available without non-slip surface.

Colors: Black (110), Dark Cranberry (488), Smoked Metal (485).

\*Not recommended for use in heated carts.

NSF Listed for non-direct food contact only.



1520CWNS



Black (110)

Dark Cranberry (488)

Smoked Metal (485)



CODE	DESCRIPTION	DIMENSIONS
<b>Non-Slip Surface</b>		
1418CWNS	Camwear non-slip tray	35,5 x 45,7 cm
1520CWNS	Camwear non-slip tray	38 x 51
1418CWNSH*	Camwear non-slip tray with handles	35,5 x 45,7
1520CWNSH*	Camwear non-slip tray with handles	38 x 51
<b>Smooth Surface</b>		
1520CWH	Camwear tray with Handles	38 x 51

Case Pack: 12



1520CWNSH

## CAMTRAYS® WITH HANDLES

- Enhance your tray presentation with these easy-to-grip, ergonomic, contoured handles.
- Stain, Scratch and odor resistant.
- Made of durable lightweight and high-impact fiberglass.
- Stacking lugs keep trays in place and ensure proper airflow between trays.
- Dishwasher safe at high and low temperatures.

Available in Group I colors.

Special order item not carried in stock, non-returnable. One case order minimum.

NSF listed for non-direct food contact only.

Personalization through digital printing process only. Please refer to Camtray Personalization section for details.



1520H

CODE	DESCRIPTION	DIMENSIONS
1418H	Camtray with handles	35,5 x 45,7 cm
1520H	Camtray with handles	38 x 51

Case Pack: 12

## MEAL DELIVERY CARTS FOR TRAY SERVICE

- Transport meal trays from the kitchen to acute care patients, nursing home residents or correctional facility inmates.
- Enhance patient satisfaction with high quality, room service style meals served quietly and efficiently.
- Tough, one-piece, double-wall polyethylene carts are easy to clean and won't rust, dent, crack, chip or break.
- Non-electric and requires no assembly.
- Features light-weight non-insulated ABS doors.
- Features four total locking quiet, non-marking nylon casters (2 rigid, 2 swivel with brake). MDC1411T60 comes standard with plated casters.
- Features a latching mechanism to secure the doors closed during transport and a magnetic device to hold doors open 270° when loading or serving.

Single door 10-Tray Meal Delivery Cart is covered by U.S. Patent D 723,237 S.



## 10-TRAY DUAL ACCESS ROOM SERVICE CART – LOW PROFILE



Center opening provides self-venting airflow, optimizing food quality and humidity.

Molded-in rails ensure quiet meal delivery, rail spacing 13,34 cm.

Holds up to ten 38 x 51 cm or Euronorm 37 x 53 cm trays.



Total locking quiet casters lock both swivel motion and wheel.



Large, molded-in ergonomic handle makes it easy to transport and maneuver.

Molded-in marine rail provides an additional tray landing surface. Marine rail is designed for use during service, not transport.

Polyurethane insulation ensures quiet meal delivery and provides structural strength.

Durable, lightweight, self-venting, ABS doors are non-insulated and open a full 270°, providing ergonomic access to trays from both the front and back of the cart.

Molded-in full-perimeter bottom bumper protects the cart, walls and furniture.



Menu clip holds routing directions or content lists.

<b>CODE</b>	<b>MDC1520S10D</b>
<b>TRAY SIZE</b>	38 x 51 / 37 x 53 cm
<b>TRAYS PER COMPARTMENT/ RAIL SPACING</b>	5 / 13,3 cm
<b>EXTERNAL DIMENSIONS W x D x H</b>	77,5 x 97,5 x 109 cm
<b>INTERNAL DIMENSIONS W x D x H</b>	53,6 x 78,7 x 66,6 cm
<b>CASTER TYPE</b>	Nylon, 12,7 cm 2 rigid, 2 swivel with brake
<b>UNIT WEIGHT</b>	42 kg

Case Pack: 1 Colors: Granite Gray (191), Granite Sand (194).



## AIRPOT AND CONDIMENT STATION

- Holds three airpots for safe transport and service.
- Compartments are designed for stir sticks, napkins and a variety of condiments.
- Stain and odor resistant.
- Made of durable ABS material.
- Fits Cambro's 10-tray room service carts.

BSACS patent pending.



CODE	DIMENSIONS W x D x H	CASE PACK
BSACS	59 x 39 x 15,2 cm	1

Color: Black (110). Airpots not included.

## 10-TRAY SINGLE DOOR ROOM SERVICE CART – LOW PROFILE



One louvered vent on the back supports air circulation.

Large, molded-in ergonomic handle makes it easy to transport and maneuver.

Molded-in marine rail creates additional work surface during service. Marine rail is designed for use during service, not transport.



Polyurethane insulation ensures quiet meal delivery and provides structural strength.

Molded-in full-perimeter bottom bumper protects the cart, walls & furniture.

Molded-in rails ensure quiet meal delivery, rail spacing up to 13,34 cm.



Menu clip holds routing directions or content lists.

Lightweight, self-venting, ABS door is non-insulated and opens a full 270°.

Shown with four, 13 cm non-marking, offset, durable stainless steel casters (2 fixed and 2 swivel with brake). Heavy duty casters are available.

CODE	MDC1520S10	MDC1520S10HD
TRAY SIZE	38 x 51,5 cm & 37 x 53 cm	38 x 51,5 cm & 37 x 53 cm
TRAYS PER RAIL / RAIL SPACING	2 / 13,3 cm	2 / 13,3 cm
EXTERNAL DIMENSIONS W x D x H	77,5 x 97,5 x 109 cm	77,5 x 97,5 x 110,5 cm
INTERNAL DIMENSIONS W x D x H	53,7 x 78,7 x 66,7 cm	53,7 x 78,7 x 66,7 cm
CASTER TYPE	Nylon, standard casters 12,7 x 3,2 cm	Heavy Duty casters 15,2 x 5,1 cm
UNIT WEIGHT	35,4 kg	40,8 kg

Case Pack: 1 Colors: Granite Gray (191), Granite Sand (194).



## 20-TRAY MEAL DELIVERY CART – LOW PROFILE



Colors: Slate Blue (401), Granite Grey (191), Granite Green (192), Granite Sand (194).  
(All carts with cream door.)

MDC1520T16 and MDC1418T16 are covered by U.S. Patent D 398,727.



Marine rail is designed for use during service, not transport.



MDC1520S20  
Back view with louvered vents



### Low Profile

CODE	MDC1520S20	MDC1418S20
TRAY SIZE	38 x 51,5 cm	36 x 46 cm
TRAYS PER CART	20	20
TRAYS PER COMPARTMENT	10	10
RAILS PER COMPARTMENT	5	5
TRAYS PER RAIL	2	2
RAIL SPACING	13,9 cm	13,9 cm
NUMBER OF DOORS	2	2
NUMBER OF COMPARTMENTS AND VENTS	2	2
NUMBER OF MENU CLIPS	2	2
MENU CLIPS - LOCATION	1 per door	1 per door
HANDLES - TYPE AND LOCATION	Molded in, each end	Molded in, each end
CASTER TYPE	Nylon, 15,2 cm, 2 swivel w/brake, 2 rigid, offset	Nylon, 12,7 cm, 2 swivel w/brake, 2 rigid, offset
LATCHES	2 internal nylon friction	2 internal nylon friction
EXTERNAL DIMENSIONS W x L x H	96,5 x 140 x 112,4 cm	82,6 x 123,2 x 111,8 cm
INTERNAL DIMENSIONS W x D x H	53,5 x 77 x 70 cm	47 x 71,5 x 74 cm
UNIT WEIGHT	70,31 kg	64,18 kg

Case Pack: 1

## 16 AND 30 TRAY MEAL DELIVERY CARTS – TALL PROFILE



Marine rail is designed for use during service, not transport.



### Tall Profile

SPECIFICATIONS	MDC1520T30	MDC1520T16	MDC1418T30	MDC1418T16
TRAY SIZE	38 x 51,5 cm	38 x 51,5 cm	36 x 46 cm	36 x 46 cm
TRAYS PER CART	30	16	30	16
TRAYS PER COMPARTMENT	10	8	10	8
RAILS PER COMPARTMENT	10	4	10	4
TRAYS PER RAIL	1	2	1	2
RAIL SPACING	12,7 cm	13,3 cm	12,7 cm	13,3 cm
NUMBER OF DOORS	3	1	3	1
NUMBER OF COMPARTMENTS	3	2	3	2
NUMBER OF MENU CLIPS	5	1	5	1
MENU CLIPS - LOCATION	Each door, each end	Back of cart	Each door, each end	Back of cart
HANDLES - TYPE AND LOCATION	Heavy-duty nylon, mounted 1 per end	Molded-in, 1 per end	Heavy-duty nylon, mounted 1 per end	Molded-in, 1 per end
CASTER TYPE	Nylon, 15,2 cm, 2 rigid, 4 swivel w/brake, offset	Nylon, 15,2 cm, 2 rigid, 2 swivel w/brake	Nylon, 15,2 cm, 2 rigid, 4 swivel w/brake, offset	Nylon, 15,2 cm, 2 rigid, 2 swivel w/brake
LATCHES	Friction catch, transit latch*	Large paddle latch external security latches	Friction catch, transit latch*	Large paddle latch
EXTERNAL DIMENSIONS W x L x H	74,3 x 152,4 x 161,6 cm	99,4 x 77,8 x 147,6 cm	74,3 x 152,4 x 161,6 cm	92,7 x 71,1 x 147,6 cm
INTERNAL DIMENSIONS W x D x H	39 x 53,34 x 127 cm	52,5 x 55 x 77,5 cm	37 x 55 x 127 cm	46,5 x 55 x 74,6 cm
REQUIRED DOOR WIDTH	77 cm	79 cm	77 cm	73 cm
UNIT WEIGHT	95,25 kg	62,37 kg	97,07 kg	54,88 kg

Case Pack: 1 Colors: Slate Blue (401), Granite Grey (191), Granite Green (192), Granite Sand (194). (All carts with cream door.)

\*Stainless steel transit latch at top of each door. MDC1520T16 and MDC1418T16 are covered by U.S. Patent D 398,727.

For lighter-duty applications, 30-tray carts may be ordered without the steel transit latches by using product code MDC1520T30NL or MDC1418T30NL.

## 60-TRAY MEAL DELIVERY CART FOR CORRECTIONAL TRAY SERVICE



- For use in correctional facilities.
- Holds 60 each 1411CW or 1411CP Cambro Base Trays with 853 Insert Trays or 60 each 10146DCW or 10146DCP Separator Compartment Trays.
- Security features include security screws on handles, stop locks on door knuckles, security bolts for transit latches and caster carriage bolts with lock nuts.



1411CP base tray with 853FH insert tray

CODE	MDC1411T60
TRAY SIZE	36,5 x 26,8 cm base tray 1411CW and 1411CP
TRAYS PER CART	60
TRAYS PER COMPARTMENT	20
RAILS PER COMPARTMENT	10
TRAYS PER RAIL	2
RAIL SPACING	12,7 cm
NUMBER OF COMPARTMENTS	3
MENU CLIPS	None
HANDLES - TYPE AND LOCATION	Heavy-duty aluminum with security screws, black finish, 1 per end
CASTER TYPE	15,2 cm heavy-duty casters, 5 cm wide tread, 2 swivel with brake, 2 rigid
LATCHES	Internal friction catch, 2 per door, transit latch*
EXTERNAL DIMENSIONS W x L x H	74,3 x 152,4 x 161,6 cm
INTERNAL DIMENSIONS W x D x H	37 x 55 x 127 cm
REQUIRED DOOR WIDTH	76,2 cm
UNIT WEIGHT	97,98 kg

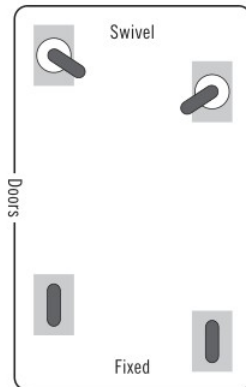
Case Pack: 1 Colors: Slate Blue (401), Granite Grey (191), Granite Green (192), Granite Sand (194). All carts with cream door.  
\*Stainless steel transit latch at top of each door.

## MEAL DELIVERY CARTS FEATURES AND CASTER CONFIGURATIONS

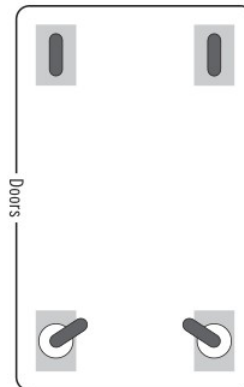
### Standard Caster Configurations:

These caster configurations are designed to provide stability and maneuverability over uneven surfaces.

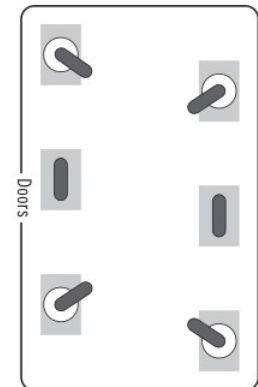
For optional caster configurations, contact your Cambro representative.



MDC1520S20, MDC1418S20, MDC1411T60



MDC1520S10, MDC1520S10D, MDC1520T16, MDC1418T16



MDC1520T30, MDC1418T30

### Handles

MDC1520S20, MDC1418S20



Molded in handles on each end for smooth transporting.

MDC1520T16, MDC1418T16



Molded in handles for easy transporting.

MDC1520T30, MDC1418T30, MDC1411T60\*\*



Heavy duty nylon handles are securely mounted and nested into each end.  
\*\*MDC1411T60 has tamper resistant heavy duty aluminum tubing handles.

### Lead in Casters



Castors are offset to ease movement over uneven surfaces. This is standard on MDC1520S10, MDC1520S10D, MDC1520S20, MDC1418S20, MDC1520T30, MDC1418T30 and MDC1411T60.

## **CAMBRO® EQUIPMENT COLOR CHART**

Cambro provides a wide selection of colors to help you coordinate with your decor and color code items to simplify use.

Color selections vary by product. Please see individual products for specific colors offered.



Gray (180)



Coffee Beige (157)



Hot Red (158)



Cold Blue (159)



Speckled Gray (480)



Dark Taupe (417)



Brick Red (402)



Navy Blue (186)



Granite Gray (191)



Granite Sand (194)



Slate Blue (401)



Charcoal Gray (615)



Dark Brown (131)



Granite Green (192)



Black (110)



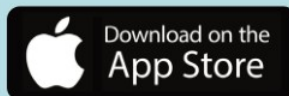
Kentucky Green (519)

**CAMBRO® APP**

## Download the Cambro App!

Access helpful Cambro tools and resources on the go with the Cambro App.

Customize a tray, find the right lid for your containers, play the trivia challenge to win free products and more!



### Cambro® Warranty

Cambro offers a 5-year pro-rated warranty against damage or manufacturer's defects found in excess to normal wear and tear on our Camtrays®, Camtread® trays and Dinnerware. Commercial Electrical Equipment models hold a 1-year warranty. Non-Skid Versa Camtrays, Tongs, Camwear® Food Storage Pans, all high heat material products, Squares, Rounds and Lids have a 2-year pro-rated warranty. All Camshelving® Series have a 1-year warranty on workmanship and a lifetime limited warranty against rust and corrosion, excluding mobile posts. For all other Cambro products, Cambro warrants to the original buyer a 3-year pro-rated warranty unless otherwise noted. If product proves defective during this time, Cambro grants a pro-rated credit of the original price toward replacement product. The warranty applies on all Cambro products only when used under normal foodservice industry conditions.

Note: Temperature ranges noted throughout this catalog are based on specific test criteria and provide a general guideline. Individual use may vary due to differences in loading temperatures or ambient temperature.

Product Accessories: Contents and accessories shown in photos are not included, except where noted.

### Photo credits:

Cambro products help foodservice operators throughout the world. To represent our global presence, images of Cambro products in use have been taken on locations throughout southern California, USA; in Cancun, Mexico; on the island of Rugen, Germany; and in the city of Huizhou, China.

In particular, special thanks to the staffs of the Ambience Hotel, Rugen; Jin Hua Palace Hotel, Huizhou; Southern California Gas Company, Downey; Orange Coast College, Santa Ana and California Hospital, Los Angeles for their assistance in our photo shoots.



**CAMBRO U.S.A.**  
5801 Skylab Road, Huntington Beach, CA 92647  
P.O. Box 2000, Huntington Beach, CA 92647-2000  
TEL: 1(714) 848-1555 FAX: 1(714) 843-2630  
international@cambro.com

© Copyright Cambro Manufacturing Company. Printed in the U.S.A.

**C.E.L.**  
TEL: (49) 7022 90 100 0  
FAX: (49) 7022 90100 19  
cambroeuropa@cambro.com

**CAMBRO UK**  
TEL: 0800 587 0057 Toll Free  
FAX: 0845 280 3411  
cambrouk@cambro.com

**IRELAND**  
TEL: 1800 509 046 Toll Free  
FAX: 01 633 55 76  
cambroireland@cambro.com



Cambro is a proud recipient of the U.S. President's E-Award for Excellence in Exporting.